

# 2019-20

## *CONTRACT*



**calligaris** 

**CONTRACT**

### ***Mission aziendale***

Calligaris è il marchio italiano che interpreta il vivere contemporaneo con collezioni di arredo dal design autentico, offrendo a ciascuno il piacere di personalizzare i propri spazi.

### ***Company mission***

Calligaris is the Italian brand that interprets contemporary living with furniture collections of authentic design, offering everyone the pleasure of personalising their own space.

*Photo Cover:*

*NH Collection  
Fori Imperiali - Roma - Italy  
Architect: Bioedil Progetti - Roma*


**calligaris**   
**CONTRACT**

*Indice*

Index



*Sedie  
e sgabelli* **26**  
Chairs and stools **353**



*Sedie pieghevoli* **354**  
Folding chairs **361**



*Poltrone Lounge* **362**  
Lounge armchairs **407**



*Tavoli  
e Tavoli HORECA* **408**  
Tables and HORECA tables **455**



*Tavoli HORECA  
Programma Cocktail* **456**  
HORECA Tables **479**  
Cocktail Program



*Complementi* **480**  
Occasional furniture **537**

*Divani* **538**  
Sofas **541**

*Finiture materiali* **I**  
Finishing materials **XXXII**

# Indice alfabetico

Alphabetical Index

## Sedie e Sgabelli

Chairs and Stools



**Academy**  
CB1663  
p. 28-51



**Academy**  
CB1664  
p. 28-51



**Academy**  
CB1671  
p. 28-51



**Academy**  
CB1674  
p. 28-51



**Academy**  
CB1675  
p. 28-51



**Academy**  
CB1676  
p. 28-51



**Academy**  
CB1694 180  
CB1694 360  
p. 28-51



**Academy**  
CB1694 180  
CB1694 360  
+ CB1966  
p. 28-51



**Academy**  
CB1695  
p. 28-51



**Academy**  
CB1695  
+ CB1966  
p. 28-51



**Academy**  
CB1696  
p. 28-51



**Academy**  
CB1697  
p. 28-51



**Academy**  
CB1911  
p. 28-51



**Academy W**  
CB1665  
p. 52-57



**Academy W**  
CB1672  
p. 52-57



**Academy W**  
CB1673  
p. 52-57



**Academy MW**  
CB1699  
p. 58-61



**Aida Soft**  
CS1452  
p. 62-63



**Air**  
CB93  
p. 64-67



**Air Race**  
CB321  
p. 64-67



**Air High**  
CB1069  
p. 68-69



**Alba**  
CB1964  
p. 70-71



**Alchemia**  
CB1056  
p. 72-75



**Amélie**  
CS1442  
p. 76-77



**Amélie Plus**  
CS1893-J  
p. 78-79



**Amélie Plus**  
CS1894-J  
p. 78-79



**Amsterdam**  
CB1286  
p. 80-81



**Amsterdam**  
CB1287  
p. 80-81

*Sedie e Sgabelli*

Chairs and Stools




**Anais**  
CS1266  
p. 82-83

**Annie**  
CS1809  
p. 84-87

**Annie**  
CS1851  
p. 84-87

**Annie**  
CS1852  
p. 84-87



**Annie Soft**  
CS1846  
p. 88-91

**Annie Soft**  
CS1847  
p. 88-91

**Annie Soft**  
CS1848  
p. 88-91

**Area 51**  
CB1042  
p. 92-93



**Argo**  
CB1523  
p. 94-95

**Atlantis**  
CB1527  
p. 96-97

**Atollo**  
CS1876  
p. 98-101

**Atollo**  
CS1877  
p. 98-101



**Atollo**  
CS5104  
p. 98-101

**Atollo**  
CS5105  
p. 98-101

**Aurora**  
CS1963  
p. 102-103

**Bahia**  
CS1815  
CS1815-A  
p. 104-111




**Bahia**  
CS1636 180  
CS1636 360  
p. 104-111

**Bahia**  
CS1817  
CS1817-A  
p. 104-111

**Bahia**  
CS1840  
CS1840-A  
p. 104-111

**Bahia**  
CS1819  
p. 104-111



**Bahia**  
CS1839  
p. 104-111

**Bahia MW**  
CS1814  
p. 112-113

**Bahia W**  
CS1818  
p. 114-115

**Bahia W**  
CS1834  
p. 114-115




**Basil**  
CS1359  
CS1359-A  
p. 116-123

**Basil**  
CS1354  
p. 116-123

**Basil**  
CS1355  
p. 116-123

**Basil**  
CS1356  
p. 116-123



**Basil**  
CS1366  
p. 116-123

**Basil**  
CS1856 180  
CS1856 360  
p. 116-123

**Basil**  
CS1857  
p. 116-123

**Basil MW**  
CS1820  
p. 124-125



**Basil W**  
CS1348  
p. 126-129

**Basil W**  
CS1495  
p. 126-129

**Basil W**  
CS1496  
p. 126-129

**Bess**  
CS1294  
p. 130-135



**Bess**  
CS1367  
p. 130-135

**Bess**  
CS1445  
p. 130-135

**Bess**  
CS1446  
p. 130-135

**Bess Low**  
CS1463  
p. 130-135



**NEW** **Caffè**  
CB1970  
p. 136-139

**Claire**  
CS1443  
p. 140-143

**Claire HD**  
CS1862  
p. 140-143

**Claire M**  
CS1483  
p. 144-145



**NEW** **Clip**  
CB1971  
p. 146-149

**NEW** **Clip**  
CB1972  
p. 146-149

**NEW** **Clip**  
CB1974  
p. 146-149

**NEW** **Clip**  
CB1975  
p. 146-149




**Club**  
CB1462  
p. 150-151

**Club**  
CB1909-SK  
p. 150-151

**Cometa**  
CB1651  
p. 152-153

**Copenhagen**  
CB1656  
CB1656-C  
p. 154-157



**Cortina**  
CB1280  
p. 158-159


**Cosmopolitan**  
CB1939  
p. 160-163

**Cosmopolitan**  
CB1940  
p. 160-163

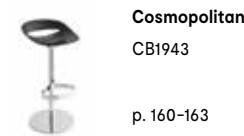
**Cosmopolitan**  
CB1941  
p. 160-163

*Sedie e Sgabelli*

Chairs and Stools



**Cosmopolitan**  
CB1942  
p. 160-163



**Cosmopolitan**  
CB1943  
p. 160-163



**Cosmopolitan**  
CB1945  
p. 160-163



**Cosmopolitan**  
CB1946  
p. 160-163



**Cosmopolitan**  
CB1961  
p. 160-163



**Cream**  
CS1369  
p. 164-167



**Cream**  
CS1376  
p. 164-167



**Cruiser**  
CB1095  
p. 168-169



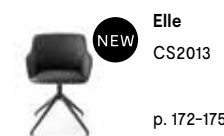
**Denmark**  
CB1243  
p. 170-171



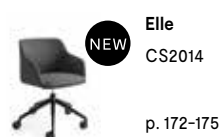
**Elle**  
CS2012  
p. 172-175



**Elle**  
CS2011  
p. 172-175



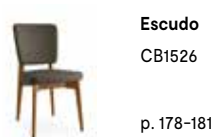
**Elle**  
CS2013  
p. 172-175



**Elle**  
CS2014  
p. 172-175



**Emma**  
CB1662  
p. 176-177



**Escudo**  
CB1526  
p. 178-181



**Etoile**  
CS1423  
p. 182-187



**Etoile**  
CS1424  
p. 182-187



**Etoile**  
CS1801  
p. 182-187



**Etoile**  
CS1802  
p. 182-187



**Even Plus**  
CS1394-LH  
p. 188-189



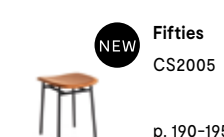
**Fifties**  
CS1854  
p. 190-195



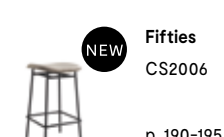
**Fifties**  
CS1864  
p. 190-195




**Fifties**  
CS1865  
p. 190-195



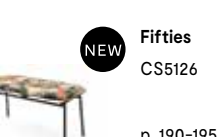
**Fifties**  
CS2005  
p. 190-195



**Fifties**  
CS2006  
p. 190-195



**Fifties**  
CS2007  
p. 190-195



**Fifties**  
CS5126  
p. 190-195



**Foyer**  
CS1888  
p. 196-199



**Foyer**  
CS1889  
p. 196-199



**Foyer**  
CS1895  
p. 196-199



**Foyer**  
CS1896  
p. 196-199



**Foyer**  
CS1897  
p. 196-199



**Foyer**  
CS1898  
p. 196-199



**Foyer**  
CS1899  
p. 196-199



**Foyer**  
CS2000  
p. 196-199



**Gala**  
CS1866  
p. 200-205



**Gala**  
CS1867  
p. 200-205



**Gala**  
CS1868  
p. 200-205



**Gala**  
CS1869  
p. 200-205



**Gala**  
CS1870  
p. 200-205



**Gamera**  
CB1459  
p. 206-207



**Garda**  
CB1525  
p. 208-209



**Garda**  
CB1688  
p. 208-209



**Gossip**  
CB1110  
p. 210-211



**Hall**  
CB1965  
p. 212-213



**Hall**  
CB1968-J  
p. 212-213



**Helios**  
CB1312  
p. 214-215



**Hexa**  
CB1934  
p. 216-219




**Hexa**  
CB1936  
p. 216-219



**Hexa**  
CB1937  
p. 216-219



**Hexa**  
CB1938  
p. 216-219



**Hexa**  
CB1977  
p. 216-219



**Igloo**  
CS1810  
p. 220-225



**Igloo**  
CS1835 180  
CS1835 360  
p. 220-225



**Igloo**  
CS1837  
p. 220-225



**Igloo**  
CS1838  
p. 220-225

*Sedie e Sgabelli*

Chairs and Stools




**Igloo soft**  
CS1841  
p. 226-229




**Igloo soft**  
CS1873  
p. 226-229



**Igloo soft**  
CS1874-180  
CS1874-360  
p. 226-229



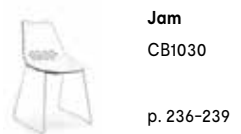
**Industrial**  
CB1957  
p. 230-231




**Industrial**  
CB1958  
p. 230-231



**Inès**  
CS2004  
p. 232-235



**Jam**  
CB1030  
p. 236-239



**Jam**  
CB1059  
p. 236-239




**Jam**  
CB1033  
p. 236-239



**Jam**  
CB1034  
p. 236-239



**Jam**  
CB1035  
p. 236-239



**Jam**  
CB623  
p. 236-239



**Jam W**  
CB1486  
p. 240-243



**Jam W**  
CB1485  
p. 240-243



**Jam W**  
CB1487  
p. 240-243



**Jelly**  
CB1528  
p. 244-247



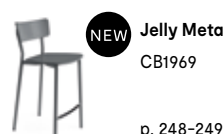
**Jelly**  
CB1529  
p. 244-247



**Jelly**  
CB1540  
p. 244-247



**Jelly Metal**  
CB1954  
p. 248-249



**Jelly Metal**  
CB1969  
p. 248-249



**Juliet**  
CS1368  
p. 250-251



**Liberty**  
CS1883  
p. 252-255




**Liberty**  
CS1884  
p. 252-255



**Liberty Soft**  
CS1883-S J  
p. 256-257



**Liberty Soft**  
CS1884-S J  
p. 256-257



**Lilly**  
CS2003  
p. 258-261



**Love**  
CS1885  
CS1885-A  
p. 262-265



**Love**  
CS1886  
p. 262-265



**Love**  
CS1887  
p. 262-265



**Love**  
CS1891  
p. 262-265



**Margot**  
CS1861  
p. 266-267



**Maya**  
CB1914  
p. 268-275



**Maya**  
CB1928  
p. 268-275



**Maya**  
CB1919  
p. 268-275



**Maya**  
CB1926  
p. 268-275



**Maya**  
CB1931  
p. 268-275



**Maya**  
CB1932  
p. 268-275



**Maya**  
CB1913  
p. 268-275



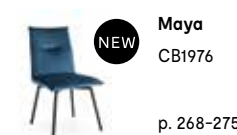
**Maya**  
CB1929  
p. 268-275




**Maya**  
CB1927  
p. 268-275



**Maya**  
CB1933  
p. 268-275



**Maya**  
CB1976  
p. 268-275




**Maya**  
CB1979  
p. 268-275



**Méditerranée**  
CS1863  
CS1863-C  
p. 276-279



**Milano**  
CB1284  
p. 280-281




**Mustang**  
CB1962  
CS1962-LH  
p. 282-283



**New York**  
CB1022  
p. 284-289



**New York**  
CB1084  
p. 284-289



**New York**  
CB1087  
p. 284-289




**New York**  
CB1088  
p. 284-289




**New York**  
CB624  
p. 284-289



**Palm**  
CS1822  
p. 290-293



**Palm**  
CS1823  
p. 290-293



**Palm**  
CS1827  
p. 290-293



**Palm W**  
CS1811-SK  
p. 294-295



**Palm W**  
CS1833-SK  
p. 294-295

*Sedie e Sgabelli*

Chairs and Stools



**Parisienne**  
CS1263  
p. 296-299



**Philadelphia**  
CB1060  
p. 300-301



**Robin**  
CB1530  
p. 302-303



**Robinson**  
CB1436  
p. 304-305



**Siren**  
CB1543  
p. 326-329



**Skin**  
CS1391  
p. 330-333



**Skin**  
CS1843  
p. 330-333



**Skin**  
CS1844  
p. 330-333



**Robinson Soft**  
CB1436-S  
p. 306-307



**Rocket**  
CB1960-W  
CB1960-S  
p. 308-309



**Romy**  
CS1907  
p. 310-311



**Romy**  
CS1908  
p. 310-311



**Snack**  
CB1956  
p. 334-335



**Sonora**  
NEW  
CB1973  
p. 336-337



**Sophia**  
CS1890  
p. 338-339



**Tosca**  
CS1490  
p. 340-343



**Romy**  
CS1912  
p. 310-311



**Rosemary**  
CS1850  
p. 312-313



**Rosie Soft**  
CB1901  
p. 314-317



**Rosie Soft**  
CB1910  
p. 314-317



**Tosca**  
CS1829  
p. 340-343



**Tosca**  
CS1830  
p. 340-343



**UP!**  
CB1955  
p. 344-345



**Vela**  
NEW  
CS2008  
CS2008-S  
p. 346-351



**Rosie Soft**  
CB1922  
p. 314-317



**Rosie Soft**  
CB1923  
p. 314-317



**Rosie Soft**  
CB1924  
p. 314-317



**Rosie Soft**  
CB1947  
p. 314-317



**Vela**  
NEW  
CS2009  
CS2009-S  
p. 346-351



**Vela**  
NEW  
CS2010  
CS2010-S  
p. 346-351



**Venezia**  
CB1117  
p. 352-353



**Saint Tropez**  
CS1845  
p. 318-323



**Saint Tropez**  
CS1858 180  
CS1858 360  
p. 318-323



**Saint Tropez W**  
CS1859  
p. 318-323



**Saint Tropez W**  
CS1855  
p. 318-323



**Saint Tropez**  
CS1878  
p. 318-323



**Saint Tropez**  
CS1879  
p. 318-323



**Saint Tropez**  
CS1880  
p. 318-323



**Saint Tropez**  
CS1881  
p. 318-323



**Saint Tropez**  
CS1882  
p. 318-323



**Sandy**  
CB1260  
CB1260-J  
p. 324-325



**Siren**  
CB1536  
p. 326-329



**Siren**  
CB1542  
p. 326-329

*Sedie Pieghevoli*

Folding chairs



**Alu**  
CB205  
p. 356-357



**Olivia**  
CB208  
p. 358-359
























**Skip**  
CB207  
p. 360-361























*Poltrone Lounge*

Lounge armchairs

	<b>Alma</b> CS3366-A J CS3366-B J p. 364-365		<b>Baltimore</b> NEW CS3406 p. 366-367		<b>Candy</b> CB3307 p. 368-369		<b>Coco</b> CS3395-M 1300 p. 370-373
	<b>College</b> CS3394-W p. 374-377		<b>College</b> CS3394-M p. 374-377		<b>College</b> CS3394-C p. 374-377		<b>Electa</b> CS3357 1300 p. 378-381
	<b>Electa</b> CS3357-S 1300 J p. 378-381		<b>Lazy</b> CS3373-W CS3373-W 1310 CS3373-W 1320 p. 382-385		<b>Lazy</b> CS3373-M CS3373-M 1310 CS3373-M 1320 p. 382-385		<b>Lazy-C</b> CS3373-C CS3373-C 1310 CS3373-C 1320 p. 386-389
	<b>Love</b> CS3397 1300 J p. 390-393		<b>Love</b> CS3397-C 1300-J p. 390-393		<b>Medea</b> NEW CS3407 1300 J p. 394-395		<b>Muffin</b> CS3403 1710 J p. 396-397
	<b>Puffy</b> NEW CS3408 1300 J p. 398-399		<b>Quadrotta</b> NEW CS3409 1300 J p. 400-401		<b>Soap</b> CS3387 1710 p. 402-403		
	<b>Umi</b> CS3405-2P J p. 404-407		<b>Umi</b> CS3405-3P J p. 404-407				

*Tavoli e Tavoli HORECA*




Tables and HORECA Tables

	<b>Balance</b> NEW CS4121-RD C CS4121-RD L p. 430-433		<b>Cartesio</b> CS4092 p. 410-415		<b>Echo</b> CS4072 p. 416-417
	<b>Icaro</b> CS4115 p. 418-421		<b>Icaro Round</b> CS4113 p. 422-425		<b>Jungle</b> CS4104 p. 426-429
	<b>Jungle Round</b> CS4110-RDC CS4110-RDV p. 434-435		<b>Kent</b> CS4105-RD V p. 436-437		<b>Kent</b> CS4105-RC C CS4105-RC V p. 436-437
	<b>Mikado</b> CB4728-V p. 438-439		<b>Mikado</b> CB4728-RC p. 438-439		<b>Planet</b> CB4005 CB4005-S p. 440-441
	<b>Planet</b> CB4005-V CB4005-VS p. 440-441		<b>Seven</b> CS4042-RC p. 442-443		<b>Stellar</b> CS4112-RD C CS4112-RD L p. 444-447
	<b>Tokyo</b> CS18-RD G p. 448-449		<b>Tokyo</b> CS18-RC C CS18-RC G p. 448-449		<b>Twister</b> CB4782-RD p. 450-451
	<b>Twister</b> CB4782-RC p. 450-451		<b>Vortex</b> CS4108-RD C CS4108-RD V p. 452-455		

**Tavoli HORECA - Programma Cocktail**

HORECA Tables - Cocktail Program

	<b>Cocktail Program</b> Basi/Bases p. 460-479		<b>Cocktail Program</b> Piani/Tops p. 460-479		<b>Branch</b> CB4794-B p. 458		<b>Stecco</b> CB4793-B p. 459
---	---	---	---	---	-------------------------------------	---	-------------------------------------

	<b>Circles</b> CS5107 p. 496-497		<b>Daytona</b> CS5115-WS CS5115-CS p. 498-499		<b>Daytona</b> CS5115-CM CS5115-WM p. 498-499
---	--	---	--	---	--

	<b>Filo</b> CS5097 p. 500-501		<b>Giro</b> CS5123 p. 502-503		<b>Islands</b> CB5061-A p. 504-505
---	-------------------------------------	---	-------------------------------------	---	--




	<b>Islands</b> CB5061-B p. 504-505		<b>Love</b> CS5122 p. 506-507		<b>Magazine</b> CS5108-C CS5108-W p. 508-509
--	--	--	-------------------------------------	---	---

**Complementi**




Occasional furniture

	<b>Arena</b> CS5118-S p. 482-483		<b>Arena</b> CS5118-M p. 482-483		<b>Around</b> CS5125 p. 484-485
---	--	---	--	---	---------------------------------------

	<b>Match</b> CS5084-C p. 510-511		<b>Match</b> CS5084-D p. 510-511		<b>NEW</b> <b>Palette</b> CS5129-Q CS5129-Q C p. 512-515
---	--	---	--	---	---

	<b>Atollo</b> CS5098-CS CS5098-WS p. 486-489		<b>Atollo</b> CS5098-CL CS5098-WL p. 486-489		<b>Atollo</b> CS5098-CM CS5098-WM p. 486-489
---	---	---	---	---	---

	<b>NEW</b> <b>Palette</b> CS5129-R CS5129-R C p. 512-515		<b>Puro</b> CS5117-Q CS5117-CQ p. 516-519		<b>Puro</b> CS5117-R CS5117-CR p. 516-519
---	---	---	--	---	--

	<b>NEW</b> <b>Atollo</b> CS5130-C CS5130-W p. 486-489		<b>NEW</b> <b>Bam</b> CS5128-S p. 490-493		<b>NEW</b> <b>Bam</b> CS5128-M p. 490-493
---	--	---	---	---	---

	<b>Puro</b> CS5116-V CS5116-C p. 516-519		<b>Stellar</b> CS5113-WS CS5113-CS p. 520-521		<b>Stellar</b> CS5113-WM CS5113-CM p. 520-521
---	---	---	--	---	--

	<b>NEW</b> <b>Bam</b> CS5128-L p. 490-493		<b>Bridge</b> CS5099-S p. 494-495		<b>Bridge</b> CS5099-L p. 494-495
---	---	---	---	---	---

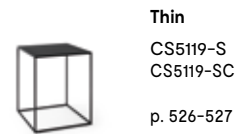
	<b>Symbol</b> CS5055-RD CS5055-RD C p. 522-523		<b>Symbol</b> CS5055-RDS CS5055-RDS C p. 522-523		<b>Tender</b> CS5089 p. 524-525
---	---	---	---	---	---------------------------------------

# Legenda

Key

## Complementi

Occasional furniture



**Thin**  
CS5119-S  
CS5119-SC  
p. 526-527



**Thin**  
CS5119-L  
CS5119-LC  
p. 526-527



**Thin**  
CS5119-M  
CS5119-MC  
p. 526-527



**Thin**  
CS5120  
CS5120-C  
p. 526-527



**Tweet**  
CS5085  
p. 528-531



**Tweet**  
CS5085-S  
p. 528-531



**Tweet**  
CS5085-M  
p. 528-531



**Tweet**  
CS5085-L  
p. 528-531



**Biblio**  
CS4116  
p. 532-533



**Match**  
CS4080  
p. 534-535



**NEW Sky**  
7192  
p. 536-537



Le pagine di questo catalogo propongono una serie di abbinamenti sedie, tavolo, complementi. Sono solo suggerimenti: sarà il gusto personale a determinare le scelte. I marchi e i segni distintivi riportati nel presente listino/catalogo sono validamente registrati e di esclusiva proprietà della Calligaris S.p.A. Il rivenditore si obbliga a utilizzare correttamente il materiale promozionale e pubblicitario fornito dalla Calligaris S.p.A., senza, in alcun modo, ledere i marchi e i segni distintivi in esso riportati.

The pages of this catalogue show only a number of furniture combinations. These are our suggestions: only your personal taste will determine your final choice. The distinctive marks and trademarks contained in this price list/catalogue are validly registered and are the sole property of Calligaris S.p.A. The retailer is obliged to correctly use the promotional and advertising material supplied by Calligaris S.p.A., without damaging in any way the distinctive marks and trademarks contained therein.



Modello certificato Forest Stewardship Council®  
Forest Stewardship Council® certified Model  
Richiedi i prodotti certificati FSC®  
Ask for FSC® certified products



Natur Sphere®  
**TESSUTO ANTIMACCHIA**  
Stain resistant fabric

Silver Protection  
**TESSUTO CON TRATTAMENTO ANTI-BATTERICO E ANTI-FUNGO**  
Fabric featuring an antibacterial and antifungal treatment



Teflon™ fabric protector  
**TESSUTO ANTIMACCHIA**  
Stain resistant fabric

Teflon™ is a registered trademark of The Chemours Company FC LLC, used under license by Calligaris S.p.a.



**STRUTTURA**  
Frame



**SEDUTA**  
Seat



**SEDUTA + SCHIENALE**  
Seat and back



**CROCIERA**  
Crossed base



**SEDIA IMPILABILE**  
Stackable chair



**SEDUTA GIREVOLE A 360°**  
360° swivelling chair



**SEDUTA GIREVOLE CON MECCANISMO DI RITORNO**  
Swivelling base features a self returning mechanism



**BASE CON MECCANISMO BASCULANTE E GIREVOLE**  
Base features a rocking and swivelling mechanism



**REGOLABILE IN ALTEZZA**  
Adjustable height



**RUOTE LIBERE IN GOMMA MORBIDA**  
Free soft rubber castor wheels



**ADATTO AD USO ESTERNO**  
For outdoor use



**SFODERABILE**  
Removable



**STRUTTURA**  
Frame



**STRUTTURA**  
Frame



**PIANO**  
Top



**CERAMICA**  
Ceramic



**VETRO TEMPRATO**  
Tempered glass



**PRODOTTO TESTATO SECONDO ANSI/BIFMA X5.1**  
Item ANSI/BIFMA X5.1 tested



**PRODOTTO TESTATO SECONDO EN 16139**  
Item EN 16139 tested



**PRODOTTO IGNIFUGO**  
Item available in flame retardant version



**DA ASSEMBLARE**  
To be assembled




**NOVITÀ**  
News

# References



*Hotel Mediterraneo  
Sorrento - Italy*



*Nacarat Bar & Restaurant  
Amsterdam - The Netherlands*

# References



*F-HUB - Scalo Milano (Italy) - Head Designer: Paolo Cini  
Photographer: Maurizio Pala*



*Spoon Sushi Fusion  
Milano - Italy  
by Naos Design Milano*



*Kolping Hotel Domitilla  
Roma - Italy*

# Come leggere il catalogo

How to read the catalogue  
Comment lire le catalogue



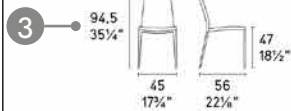
- 1 Nome del modello  
Model name
- 2 Codice del modello  
Model code
- 3 Dimensioni  
Dimensions
- 4 Finitura della struttura  
Frame finish
- 5 Finitura della seduta  
Seat finish
- 6 Nome della stoffa  
Fabric name
- 7 Note tecniche  
Technical details
- 8 Tipologia dei prodotti  
Product type

AIDA SOFT

# Aida Soft

Design: Calligaris Studio

2 CS1452



Colori a scelta nella sezione "Finiture Materiali".  
COM\* Per consumo stoffe consultare il Listino Prezzi.  
Colour options in "Finishing Materials" section.  
COM\* For fabric consumption please consult the Price List.

CS1452-M

Stoffe e pelli da programma Made to Order. /  
Fabrics and leathers from the Made to Order program.

NOTA Per le combinazioni possibili, consultare il Listino Prezzi.  
NOTE Please refer to Price List for finishes combinations.



CS1452-M | CS1452-SK | CS1452-V

Sedia in acciaio con fusto tubolare conico 20/15x1,5 mm. Sedile in multistrati spessore 10 mm con cinghie elastiche. Seduta e schienale con imbottitura in poliuretano espanso, 40 kg/m<sup>3</sup>, ad alta elasticità. Piedini alettati in polietilene. Testata secondo EN 16139.

Steel chair with tapered metal tubing base (20/15x1,5 mm - 3/4"x1/2"). 10 mm - 3/8" plywood seat with elastic belts. Shell upholstered with highly elastic expanded PU foam 40 Kg/m<sup>3</sup> - 2.50 lb/ft<sup>3</sup>. Fitted polyethylene feet. Tested according to EN 16139.

62

calligaris CONTRACT

Copyright © Calligaris s.p.a.

8 SEDIE E SGABELLI / CHAIRS AND STOOLS



calligaris CONTRACT

63



*Sedie e sgabelli*  
Chairs and stools

# Academy COLLECTION

Design: Michele Menescardi / Calligaris Studio



CB1663  
4 gambe (non impilabile)  
4-leg base (not stackable)



CB1663-VE  
4 gambe (non impilabile)  
4-leg base (not stackable)



CB1665  
Fusto in legno  
Wooden frame



CB1695  
Base 5 razze in alluminio (girevole)  
5 star die-cast aluminium base (swivel)



CB1695  
Base 5 razze in alluminio (girevole)  
5 star die-cast aluminium base (swivel)



CB1966  
Bracciolo Opzionale  
Optional armchair



CB1911  
Base 5 razze in alluminio (girevole)  
5 star die-cast aluminium base (swivel)



CB1671  
4 gambe (impilabile)  
4-leg base (stackable)



CB1696  
Slitta  
Sled base



CB1697  
Slitta con braccioli  
Sled base with armrests



CB1674  
Sgabello fusto in metallo  
Metal frame counter stool



CB1675  
Sgabello bar fusto in metallo  
Metal frame barstool



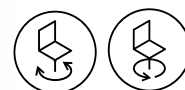
CB1676  
Sgabello a gas  
Gas-lift stool



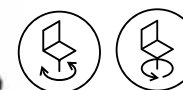
CB1664 | CB1664-3D  
Struttura in metallo incrociato  
4-leg crossed metal base



CB1694 180 | CB1694 360  
Base 4 razze in alluminio (girevole)  
4 star die-cast aluminium base (swivel)



CB1694 180 | CB1694 360  
Base 4 razze in alluminio (girevole)  
4 star die-cast aluminium base (swivel)



CB1966  
Bracciolo Opzionale  
Optional armchair



CB1699  
Fusto in legno con supporto in metallo  
Wooden frame with metal support



CB1672  
Sgabello fusto in legno  
Wooden frame counter stool



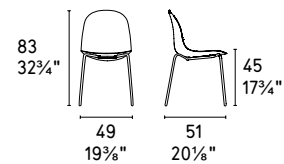
CB1673  
Sgabello bar fusto in legno  
Wooden frame barstool



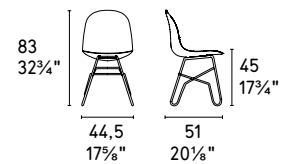
# Academy

Design: Michele Menescardi / Calligaris Studio

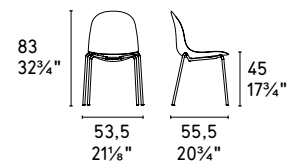
CB1663



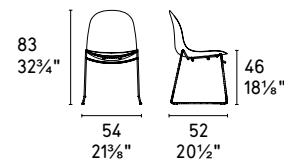
CB1664



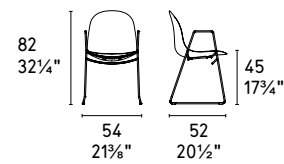
CB1671



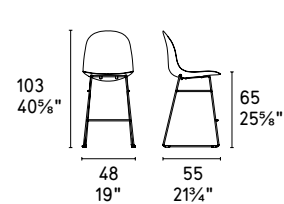
CB1696



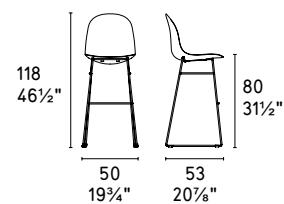
CB1697



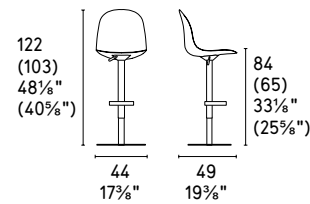
CB1674



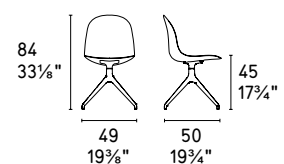
CB1675



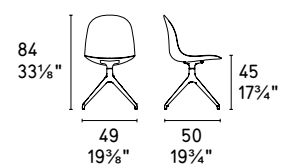
CB1676



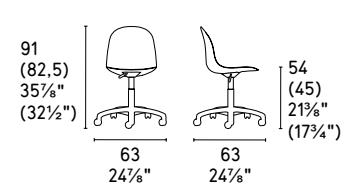
CB1694 180 | CB1694 360



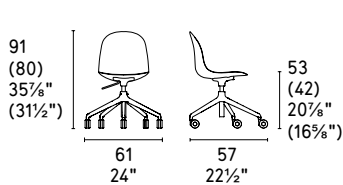
CB1694





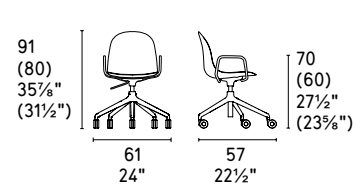
CB1911




CB1695



CB1695



CB1663-J | CB1664-J | CB1696-J | CB1697-J | CB1674-J | CB1675-J  
CB1676-J | CB1911-J | CB1695-J | CB1694-J 180 | CB1694-J 360



Colori a scelta nella sezione "Finiture Materiali".  
COM\* Per consumo stoffe consultare il Listino Prezzi.  
Colour options in "Finishing Materials" section.  
COM\* For fabric consumption please consult the Price List.

NOTA Per le combinazioni possibili, consultare il Listino Prezzi.  
NOTE Please refer to Price List for finishes combinations.

**CB1663**

Sedia in acciaio con fusto tubolare Ø 18x2 mm, con struttura a 4 gambe. Scocca in tecnopolimero completamente riciclabile, con spessore variabile 8÷16 mm e superficie gofrata. Piedini alettati in polietilene. Testata secondo ANSI/BIFMA X5.1

Steel chair with 4-leg base made from metal tubing (Ø 18x2 mm - ¾x¼"). Shell in fully recyclable technopolymer with embossed surface and a thickness ranging 8÷16 mm - ⅝"÷⅝". Finned polyethylene feet. Tested according to ANSI/BIFMA X5.1

**CB1663-SK | CB1663-V | CB1663-VE**

Sedia in acciaio con fusto tubolare Ø 18x2 mm, con struttura a 4 gambe. Scocca in tecnopolimero con imbottitura in poliuretano espanso 40 Kg/m³, ad alta elasticità. Piedini alettati in polietilene. Testata secondo ANSI/BIFMA X5.1.

Steel chair with 4-leg base made from metal tubing (Ø 18x2 mm - ¾x¼"). Technopolymer shell upholstered with highly elastic expanded PU foam 40 Kg/m³ - 2.50 lb/ft³. Finned polyethylene feet. Tested according to ANSI/BIFMA X5.1.



**CB1664**

Sedia in acciaio con fusto in metallo con tondino Ø 11 mm, con struttura a 4 gambe incrociata. Scocca in tecnopolimero completamente riciclabile, con spessore variabile 8÷16 mm e superficie gofrata. Piedini in plastica trasparente. Testata secondo ANSI/BIFMA X5.1.

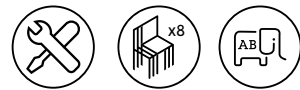
Steel chair with 4-leg crossed base made from metal-rod tubing (Ø 11 mm - 3/8"). Shell in fully recyclable technopolymer, with embossed surface and a thickness ranging 8÷16 mm - 3/8÷5/8". Transparent plastic feet. Tested according to ANSI/BIFMA X5.1.

**CB1664-SK | CB1664-V | CB1664-VE**

Sedia in acciaio con fusto in metallo con tondino Ø 11 mm, con struttura a 4 gambe incrociata. Scocca in tecnopolimero con imbottitura in poliuretano espanso 40 Kg/m<sup>3</sup>, ad alta elasticità. Piedini in plastica trasparente. Testata secondo ANSI/BIFMA X5.1.

Steel chair with 4-leg crossed base made from metal-rod tubing (Ø 11 mm - 3/8"). Technopolymer shell upholstered with highly elastic expanded PU foam 40 Kg/m<sup>3</sup> - 2.50 lb/ft<sup>3</sup>. Transparent plastic feet. Tested according to ANSI/BIFMA X5.1.



**CB1671**

Sedia in acciaio con fusto tubolare Ø 18x2 mm, con struttura a 4 gambe. Scocca in tecnopolimero completamente riciclabile, con spessore variabile 8÷16 mm e superficie gofrata. Versione impilabile 8 pezzi, fino a 15 pezzi su apposito carrello venduto separatamente. Piedini alettati in polietilene. Testata secondo ANSI/BIFMA X5.1.

Steel chair with 4-leg base made from metal tubing (Ø 18x2 mm - ¾x¼"). Shell in fully recyclable technopolymer, with embossed surface and a thickness ranging 8÷16 mm - ⅜÷⅝". Stackable up to 8 chairs high, up to 15 chairs high on a chair trolley sold separately. Fanned polyethylene feet. Tested according to ANSI/BIFMA X5.1.

**CB1671-A**

Sedia in acciaio con strati di primer anticorrosione, fusto tubolare Ø 18x2 mm, con struttura a 4 gambe. Scocca in tecnopolimero completamente riciclabile, con spessore variabile 8÷16 mm e superficie gofrata. Versione impilabile 8 pezzi, fino a 15 pezzi su apposito carrello venduto separatamente. Piedini alettati in polietilene. Versione adatta per uso esterno. Testata secondo ANSI/BIFMA X5.1.

Steel chair with anti-corrosion primer layers, 4-leg base made from metal tubing (Ø 18x2 mm - ¾x¼"). Shell in fully recyclable technopolymer with embossed surface and a thickness ranging 8÷16 mm - ⅜÷⅝". Stackable up to 8 chairs high, up to 15 chairs high on a chair trolley sold separately. Fanned polyethylene feet. Suitable for outdoor use. Tested according to ANSI/BIFMA X5.1.

**CB5101**

Carrello portasedie, con manubrio ad altezza regolabile, struttura tubolare in acciaio satinato e ruote in plastica nera. In grado di movimentare sedie Academy CB1671, CB1696 e CB1697.

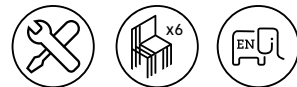
Chair-trolley, with height-adjustable handlebar, with satin finished steel tubing base and black plastic castors. Suitable for CB1671, CB1696 and CB1697 Academy chairs models.



**CB1696**

Sedia in acciaio, fusto tubolare Ø 11 mm, con struttura a slitta. Scocca in tecnopolimero completamente riciclabile, con spessore variabile 8÷16 mm e superficie goffrata. Versione impilabile 10 pezzi, fino a 15 pezzi su apposito carrello venduto separatamente. Piedini in plastica trasparente. Testata secondo EN 16139.

Steel chair, stackable sled base made from metal tubing (Ø 11 mm - 3/8"). Shell in fully recyclable technopolymer with embossed surface and a thickness ranging 8÷16 mm - 3/8÷5/8". Stackable up to 10 chairs high, up to 15 chairs high on a chair trolley sold separately. Transparent plastic feet. Tested according to EN 16139.

**CB1696-SK | CB1696-V | CB1696-VE**

Sedia in acciaio, fusto tubolare Ø 11 mm, con struttura a slitta impilabile. Scocca in tecnopolimero con imbottitura in poliuretano espanso 40 Kg/m<sup>3</sup>, ad alta elasticità. Versione impilabile 6 pezzi, fino a 10 pezzi su apposito carrello venduto separatamente. Piedini in plastica trasparente. Testata secondo EN 16139.

Steel chair, stackable sled base made from metal tubing (Ø 11 mm - 3/8"). Technopolymer shell upholstered with highly elastic expanded PU foam 40 Kg/m<sup>3</sup> - 2.50 lb/ft<sup>3</sup>. Stackable up to 6 chairs high, up to 10 chairs high on a chair trolley sold separately. Transparent plastic feet. Tested according to EN 16139.

**CB1696-SK B | CB1696-V B | CB1696-VE B**

Versione non impilabile / Not stackable version

**CB1678-1**

Gancio in polipropilene grigio per fissaggio modelli Academy a slitta con e senza braccioli (CB1696 e CB1697). Confezione da 10 pezzi.

Grey polypropylene linking system suitable for Academy sled base chair with or without armrests (CB1696 and CB1697). 10 pieces per box.





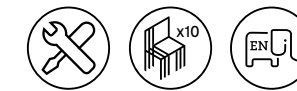
Auditorium Villa Torlonia  
S. Mauro in Pascoli - IT



### CB1677

Tavoletta antipanico opzionale per modello Academy a slitta con braccioli CB1697, composta da elemento di appoggio in lamiera e piano in polipropilene. Da applicare al bracciolo destro della sedia. Finitura in nero opaco.

Optional anti-panic writing tablet for Academy sled base chair with armrests (CB1697). Metal support with polypropylene top. To be fixed on the right hand armrest of the chair. Matt black finished.



### CB1697

Sedia con braccioli in acciaio, fusto con tondino Ø 11 mm, con struttura a slitta impilabile. Scocca in tecnopolimero completamente riciclabile, con spessore variabile 8÷16 mm e superficie gofrata. Versione impilabile fino a 10 pezzi anche su apposito carrello venduto separatamente. Piedini in plastica trasparente. Testata secondo EN 16139.

Steel chair with armrests, stackable sled base made from metal-rod tubing (Ø 11 mm - 3/8"). Shell in fully recyclable technopolymer with embossed surface and a thickness ranging 8÷16 mm - 3/8÷3/4". Stackable up to 10 chairs high also on a chair trolley sold separately. Transparent plastic feet. Tested according to EN 16139.



### CB1697-SK | CB1697-V | CB1697-VE

Sedia con braccioli in acciaio, fusto con tondino Ø 11 mm, con struttura a slitta impilabile. Scocca in tecnopolimero con imbottitura in poliuretano espanso 40 Kg/m³, ad alta elasticità. Versione impilabile fino a 8 pezzi anche su apposito carrello venduto separatamente. Piedini in plastica trasparente. Testata secondo EN 16139.

Steel chair with armrests, stackable sled base made from metal-rod tubing (Ø 11 mm - 3/8"). Technopolymer shell upholstered with highly elastic expanded PU foam 40 Kg/m³ - 2.50 lb/ft³. Stackable up to 8 chairs high also on a chair trolley sold separately. Transparent plastic feet. Tested according to EN 16139.



*F-HUB - Scalo Milano  
(Italy)  
Head Designer: Paolo Cini  
Photographer: Maurizio Pala*



CB1674  
Hs 65 cm  
Hs 25 $\frac{5}{8}$ "

CB1675  
Hs 80 cm  
Hs 31 $\frac{1}{2}$ "

#### CB1674 | CB1675

Sgabelli in acciaio, fusto in tondino Ø 11 mm, con struttura a slitta, rinforzi laterali e poggiatesta anteriore. Scocca in tecnopolimero completamente riciclabile, con spessore variabile 8÷16 mm e superficie gofrata. Piedini alettati in polietilene. Testati secondo EN 16139.

Steel stools, Ø 11 mm -  $\frac{3}{8}$ " metal-rod sled base, reinforced sides and front footrest. Shell in fully recyclable technopolymer with embossed surface and a thickness ranging 8÷16 mm -  $\frac{3}{8}$ ÷ $\frac{5}{8}$ ". Finned polyethylene feet. Tested according to EN 16139.




CB1674-SK  
CB1674-V  
CB1674-VE  
Hs 65 cm  
Hs 25 $\frac{5}{8}$ "

CB1675-SK  
CB1675-V  
CB1675-VE  
Hs 80 cm  
Hs 31 $\frac{1}{2}$ "

#### CB1674-SK | CB1674-V | CB1674-VE CB1675-SK | CB1675-V | CB1675-VE

Sgabelli in acciaio, fusto in tondino Ø 11 mm, con struttura a slitta, rinforzi laterali e poggiatesta anteriore. Scocca in tecnopolimero con imbottitura in poliuretano espanso 40 Kg/m<sup>3</sup>, ad alta elasticità. Piedini alettati in polietilene. Testati secondo EN 16139.


Steel stools, Ø 11 mm -  $\frac{3}{8}$ " metal-rod sled base, reinforced sides and front footrest. Technopolymer shell, upholstered with highly elastic expanded PU foam 40 Kg/m<sup>3</sup> - 2.50 lb/ft<sup>3</sup>. Finned polyethylene feet. Tested according to EN 16139.



#### CB1676

Sgabello girevole in acciaio con alzata a gas certificata DIN 4550, colonna Ø 55 mm e poggiatesta anteriore. Base con carter metallico Ø 0,8 mm e zavorra in acciaio da 8 mm, piastra in lamiera zincata Ø 420 mm. Scocca in tecnopolimero completamente riciclabile, con spessore variabile 8÷16 mm e superficie gofrata. Testato secondo ANSI/BIFMA X5.1.

Swivel steel stool with gas-lift mechanism (certified DIN 4550), Ø 55 mm - 2 $\frac{1}{8}$ " pedestal base and front footrest. Base with metal cover Ø 0,8 mm -  $\frac{1}{32}$ ", 8 mm -  $\frac{3}{8}$ " thick weighted steel base and galvanized metal plate Ø 420 mm - 16 $\frac{1}{2}$ ". Shell in fully recyclable technopolymer with embossed surface and a thickness ranging 8÷16 mm -  $\frac{3}{8}$  ÷  $\frac{5}{8}$ ". Tested according to ANSI/BIFMA X5.1.



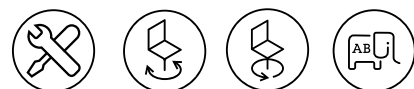
#### CB1676-SK | CB1676-V | CB1676-VE

Sgabello girevole in acciaio con alzata a gas certificata DIN 4550, colonna Ø 55 mm e poggiatesta anteriore. Base con carter metallico Ø 0,8 mm e zavorra in acciaio da 8 mm, piastra in lamiera zincata Ø 420 mm. Scocca in tecnopolimero con imbottitura in poliuretano espanso 40 Kg/m<sup>3</sup>, ad alta elasticità. Testato secondo ANSI/BIFMA X5.1.

Swivel steel stool with gas-lift mechanism (certified DIN 4550), Ø 55 mm - 2 $\frac{1}{8}$ " pedestal base and front footrest. Base with metal cover Ø 0,8 mm -  $\frac{1}{32}$ ", 8 mm -  $\frac{3}{8}$ " thick weighted steel base and galvanized metal plate Ø 420 mm - 16 $\frac{1}{2}$ ". Technopolymer shell upholstered with highly elastic expanded PU foam 40 Kg/m<sup>3</sup> - 2.50 lb/ft<sup>3</sup>. Tested according to ANSI/BIFMA X5.1.



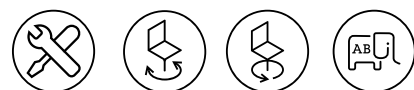




CB1694 180  
CB1694 360

Sedia home office con fusto a 4 razze in alluminio pressofuso, meccanismo girevole a 360° o 180° con ritorno automatico. Scocca in tecnopolimero completamente riciclabile, con spessore variabile 8÷16 mm e superficie goffrata. Piedini alettati in ABS nero. Testata secondo ANSI/BIFMA X5.1.


Home-office chair with 4 star die-cast aluminum base with 360° or 180° self returning swivel shell mechanism. Shell in fully recyclable technopolymer with embossed surface and a thickness ranging 8÷16 mm - 3/8÷5/8". Black ABS finned feet. Tested according to ANSI/BIFMA X5.1.



CB1694 180 + CB1966  
CB1694 360 + CB1966

Sedia home office con braccioli e fusto a 4 razze in alluminio pressofuso, meccanismo girevole a 180° con ritorno automatico, oppure a 360°. Scocca in tecnopolimero completamente riciclabile, con spessore variabile 8÷16 mm e superficie goffrata. Piedini alettati in ABS nero. Testata secondo ANSI/BIFMA X5.1.


Home-office armchair with 4 star die-cast aluminum base, 180° self returning swivel shell mechanism, or 360°. Shell in fully recyclable technopolymer with embossed surface and a thickness ranging 8÷16 mm - 3/8÷5/8". Black ABS finned feet. Tested according to ANSI/BIFMA X5.1.



CB1694-SK 180 | CB1694-V 180 | CB1694-VE 180  
CB1694-SK 360 | CB1694-V 360 | CB1694-VE 360

Sedia home office con fusto a 4 razze in alluminio pressofuso, meccanismo girevole a 360° o 180° con ritorno automatico. Scocca in tecnopolimero con imbottitura in poliuretano espanso 40 Kg/m³, ad alta elasticità. Piedini alettati in ABS nero. Testata secondo ANSI/BIFMA X5.1.

Home-office chair with 4 star die-cast aluminum base, with 360° or 180° self returning swivel shell mechanism. Technopolymer shell upholstered with highly elastic expanded PU foam 40 Kg/m³ - 2.50 lb/ft³. Black ABS finned feet. Tested according to ANSI/BIFMA X5.1.

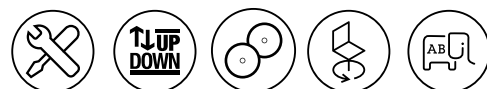


CB1694-SK 180 + CB1966 | CB1694-V 180 + CB1966  
CB1694-VE 180 + CB1966 | CB1694-SK 360 + CB1966  
CB1694-V 360 + CB1966 | CB1694-VE 360 + CB1966

Sedia home office con braccioli e fusto a 4 razze in alluminio pressofuso, meccanismo girevole a 180° con ritorno automatico, oppure a 360°. Scocca in tecnopolimero con imbottitura in poliuretano espanso 40 Kg/m³, ad alta elasticità. Piedini alettati in ABS nero. Testata secondo ANSI/BIFMA X5.1.

Home-office armchair with 4 star die-cast aluminum base, 180° self returning swivel shell mechanism, or 360°. Technopolymer shell upholstered with highly elastic expanded PU foam 40 Kg/m³ - 2.50 lb/ft³. Black ABS finned feet. Tested according to ANSI/BIFMA X5.1.

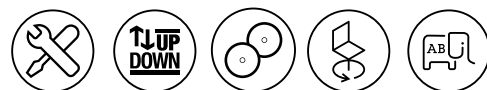




## CB1695

Sedia home office con fusto a 5 razze in alluminio pressofuso, meccanismo girevole a 360° e alzata a gas, con ruote in gomma morbida premontate. Scocca in tecnopolimero completamente riciclabile, con spessore variabile 8÷16 mm e superficie gofrata. Testata secondo ANSI/BIFMA X5.1.

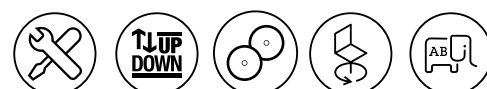
Home-office chair with 5 star die-cast aluminum base, 360° swivel shell mechanism and gas-lift mechanism, with pre-assembled soft rubber castors. Shell in fully recyclable technopolymer with embossed surface and a thickness ranging 8÷16 mm - 3/8÷5/8". Tested according to ANSI/BIFMA X5.1.



## CB1695 + CB1966

Sedia home office con braccioli e fusto a 5 razze in alluminio pressofuso, meccanismo girevole a 360° e alzata a gas, con ruote in gomma morbida premontate. Scocca in tecnopolimero completamente riciclabile, con spessore variabile 8÷16 mm e superficie gofrata. Testata secondo ANSI/BIFMA X5.1.

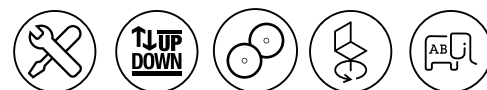
Home-office armchair with 5 star die-cast aluminum base, 360° swivel shell mechanism and gas-lift mechanism, with pre-assembled soft rubber castors. Shell in fully recyclable technopolymer with embossed surface and a thickness ranging 8÷16 mm - 3/8÷5/8". Tested according to ANSI/BIFMA X5.1.



## CB1695-SK | CB1695-V | CB1695-VE

Sedia home office con fusto a 5 razze in alluminio pressofuso, meccanismo girevole a 360° e alzata a gas, con ruote in gomma morbida premontate. Scocca in tecnopolimero con imbottitura in poliuretano espanso 40 Kg/m<sup>3</sup>, ad alta elasticità. Testata secondo ANSI/BIFMA X5.1.

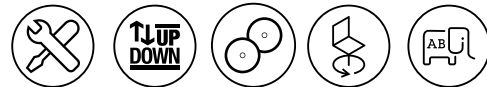
Home-office chair with 5 star die-cast aluminum base, 360° swivel shell mechanism and gas-lift mechanism, with pre-assembled soft rubber castors. Technopolymer shell upholstered with highly elastic expanded PU foam 40 Kg/m<sup>3</sup> - 2.50 lb/ft<sup>3</sup>. Tested according to ANSI/BIFMA X5.1.

CB1695-SK + CB1966 | CB1695-V + CB1966  
CB1695-VE + CB1966

Sedia home office con braccioli e fusto a 5 razze in alluminio pressofuso, meccanismo girevole a 360° e alzata a gas, con ruote in gomma morbida premontate. Scocca in tecnopolimero con imbottitura in poliuretano espanso 40 Kg/m<sup>3</sup>, ad alta elasticità. Testata secondo ANSI/BIFMA X5.1.

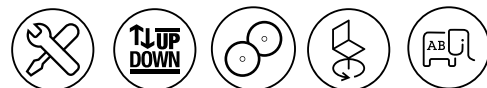
Home-office armchair with 5 star die-cast aluminum base, 360° swivel shell mechanism and gas-lift mechanism, with pre-assembled soft rubber castors. Technopolymer shell upholstered with highly elastic expanded PU foam 40 Kg/m<sup>3</sup> - 2.50 lb/ft<sup>3</sup>. Tested according to ANSI/BIFMA X5.1.



**CB1911**

Sedia home-office in acciaio, fusto a sezione ellittica con alzata a gas e base a 5 razze con ruote in gomma morbida premontate. Scocca girevole in tecnopolimero completamente riciclabile, con spessore variabile 8÷16 mm e superficie goffrata. Testata secondo ANSI/BIFMA X5.1.

Home-office steel chair, oval-section 5-star base with gas-lift mechanism, fitted with pre-assembled soft rubber castors. Fully recyclable technopolymer swivel shell, with a thickness ranging 8÷16 mm - 3/8÷5/8" and embossed surface. Tested according to ANSI/BIFMA X5.1.

**CB1911-SK | CB1911-V | CB1911-VE**

Sedia home-office in acciaio, fusto a sezione ellittica con alzata a gas e base a 5 razze con ruote in gomma morbida premontate. Scocca girevole in tecnopolimero con imbottitura in poliuretano espanso 40 kg/m<sup>3</sup>, ad alta elasticità. Testata secondo ANSI/BIFMA X5.1.

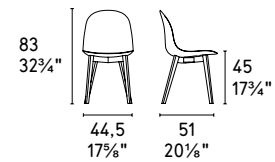
Home-office steel chair, oval-section 5-star base with gas-lift mechanism, fitted with pre-assembled soft rubber castors. Technopolymer swivel shell with highly elastic expanded PU foam 40 Kg/m<sup>3</sup>. Tested according to ANSI/BIFMA X5.1.



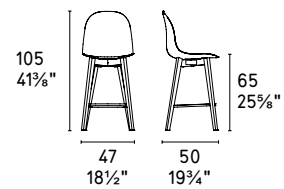
# Academy W

Design: Michele Menescardi / Calligaris Studio



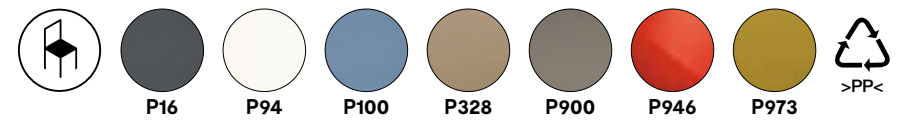
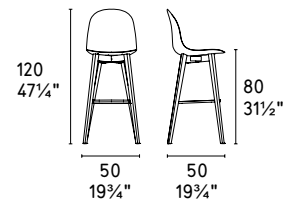
CB1665



CB1672



CB1673



CB1665-J | CB1672-J | CB1673-J



 Colori a scelta nella sezione "Finiture Materiali".  
COM\* Per consumo stoffe consultare il Listino Prezzi.  
Colour options in "Finishing Materials" section.  
COM\* For fabric consumption please consult the Price List.

NOTA Per le combinazioni possibili, consultare il Listino Prezzi.  
NOTE Please refer to Price List for finishes combinations.



**CB1665**

Sedia con struttura in massello essiccato. Scocca in tecnopolimero completamente riciclabile, con spessore variabile 8÷16 mm e superficie gofrata. Testata secondo ANSI/BIFMA X5.1.

Chair with dried solid wood frame. Shell in fully recyclable technopolymer with embossed surface and a thickness ranging 8÷16 mm - 3/8". Tested according to ANSI/BIFMA X5.1.

**CB1665-SK | CB1665-V | CB1665-VE**

Sedia con struttura in massello essiccato. Scocca in tecnopolimero con imbottitura in poliuretano espanso 40 Kg/m<sup>3</sup>, ad alta elasticità. Testata secondo ANSI/BIFMA X5.1.

Chair with dried solid wood frame. Technopolymer shell upholstered with highly elastic expanded PU foam 40 Kg/m<sup>3</sup> - 2.50 lb/ft<sup>3</sup>. Tested according to ANSI/BIFMA X5.1.





CB1672  
Hs 65 cm  
Hs 25½"

CB1673  
Hs 80 cm  
Hs 31½"



#### CB1672 | CB1673

Sgabelli con struttura in massello essiccato. Poggiapiedi perimetrale in acciaio cromato. Scocca in tecnopolimero completamente riciclabile, con spessore variabile 8÷16 mm e superficie gofrata. Testati secondo ANSI/BIFMA X5.1.

Stools with dried solid wood frame. Perimeter metal chromed footrest. Shell in fully recyclable technopolymer with embossed surface and a thickness ranging 8÷16 mm - 3/8÷5/8". Tested according to ANSI/BIFMA X5.1.



CB1672-SK  
CB1672-V  
CB1672-VE  
Hs 66 cm  
Hs 26"

CB1673-SK  
CB1673-V  
CB1673-VE  
Hs 81 cm  
Hs 32"



#### CB1672-SK | CB1672-V | CB1672-VE CB1673-SK | CB1673-V | CB1673-VE

Sgabelli con struttura in massello essiccato. Poggiapiedi perimetrale in acciaio cromato. Scocca in tecnopolimero con imbottitura in poliuretano espanso 40 Kg/m<sup>3</sup>, ad alta elasticità. Testati secondo ANSI/BIFMA X5.1.

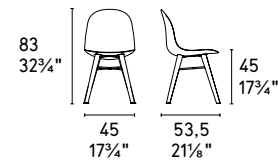
Stools with dried solid wood frame. Perimeter metal chromed footrest. Technopolymer shell upholstered with highly elastic expanded PU foam 40 Kg/m<sup>3</sup> - 2.50 lb/ft<sup>3</sup>. Tested according to ANSI/BIFMA X5.1.
































# Academy MW

Design: Michele Menescardi / Calligaris Studio







CB1699



							
	P02	P12	P19W	P27	P94		
							
	P16	P94	P100	P139	P160	P176	P328

									>PP<
	P16	P94	P100	P328	P900	P946	P973		
									Skuba Similpelle Faux leather
	S92	S93	S94	S95	S96	S98	S99	SA0	
						Vintage Similpelle Faux leather			
	S0A	S0B	S0C	S0W	S0X				
								Venice Velluto Velvet	
	S0F	S0G	S0H	S0J	S0K	S0L	S0U		

CB1699-J

								
	Astoria	Globe	GoCouture	Scala	Solna	Fox	Metropol	COM*

Colori a scelta nella sezione "Finiture Materiali".  
COM\* Per consumo stoffe consultare il Listino Prezzi.  
Colour options in "Finishing Materials" section.  
COM\* For fabric consumption please consult the Price List.

NOTA Per le combinazioni possibili, consultare il Listino Prezzi.  
NOTE Please refer to Price List for finishes combinations.





CB1699

Sedia con struttura in massello essiccato. Fusto con rinforzo metallico a croce. Scocca in tecnopolimero completamente riciclabile, con spessore variabile 8÷16 mm e superficie goffrata. Testata secondo ANSI/BIFMA X5.1.

Chair with dried solid wood frame. Frame with metal crossed support. Shell in fully recyclable technopolymer with embossed surface and a thickness ranging 8÷16 mm - 3/8÷5/8". Tested according to ANSI/BIFMA X5.1.



CB1699-SK | CB1699-V | CB1699-VE

Sedia con struttura in massello essiccato. Fusto con rinforzo metallico a croce. Scocca in tecnopolimero con imbottitura in poliuretano espanso 40 Kg/m<sup>3</sup>, ad alta elasticità. Testata secondo ANSI/BIFMA X5.1.

Chair with dried solid wood frame. Frame with metal crossed support. Technopolymer shell upholstered with highly elastic expanded PU foam 40 Kg/m<sup>3</sup> - 2.50 lb/ft<sup>3</sup>. Tested according to ANSI/BIFMA X5.1.

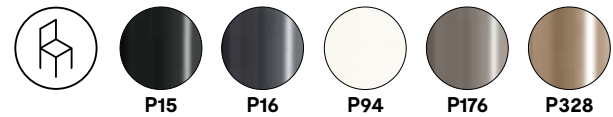
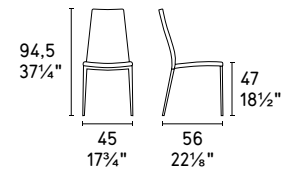





# Aida Soft

Design: Calligaris Studio

CS1452




CS1452-J



Colori a scelta nella sezione "Finiture Materiali".  
COM\* Per consumo stoffe consultare il Listino Prezzi.  
Colour options in "Finishing Materials" section.  
COM\* For fabric consumption please consult the Price List.

CS1452-M




Stoffe e pelli da programma Made to Order. /  
Fabrics and leathers from the Made to Order program.

NOTA Per le combinazioni possibili, consultare il Listino Prezzi.  
NOTE Please refer to Price List for finishes combinations.

CS1452-M | CS1452-SK | CS1452-V

Sedia in acciaio con fusto tubolare conico 20/15x1,5 mm. Sedile in multistrati spessore 10 mm con cinghie elastiche. Seduta e schienale con imbottitura in poliuretano espanso, 40 kg/m<sup>3</sup>, ad alta elasticità. Piedini alettati in polietilene. Testata secondo EN 16139.



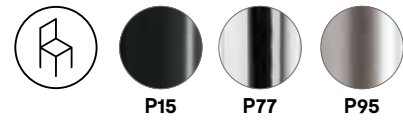
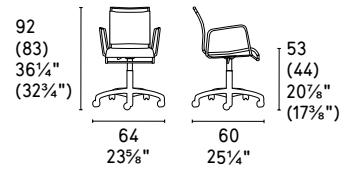
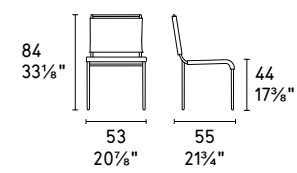
Steel chair with tapered metal tubing base (20/15x1,5 mm - 3/4"x5/16"). 10 mm - 3/8" plywood seat with elastic belts. Shell upholstered with highly elastic expanded PU foam 40 Kg/m<sup>3</sup> - 2.50 lb/ft<sup>3</sup>. Fined polyethylene feet. Tested according to EN 16139.



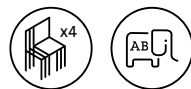
# Air

CB93

CB321



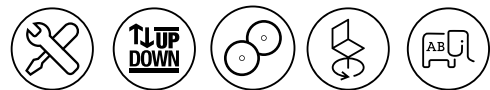
NOTA Per le combinazioni possibili, consultare il Listino Prezzi.  
NOTE Please refer to Price List for finishes combinations.



### CB93

Sedia in acciaio, con fusto tubolare Ø 18x1,8 mm. Impilabile per 4 pezzi. Seduta e schienale in NET PVC. Piedini alettati in polietilene. Testata secondo ANSI/BIFMA X5.1.


Steel chair with Ø 18x1,8 mm - 3/4x1/8" metal tubing base. Stackable up to 4 chairs high. Seat and backrest made from NET PVC. Fitted polyethylene feet. Tested according to ANSI/BIFMA X5.1.



### CB321

Sedia home-office in metallo con braccioli e fusto a sezione ellittica con alzata a gas e base a 5 razze con ruote in gomma morbida premontate. Scocca girevole con seduta e schienale in NET PVC. Testata secondo ANSI/BIFMA X5.1.

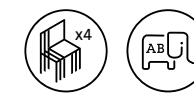
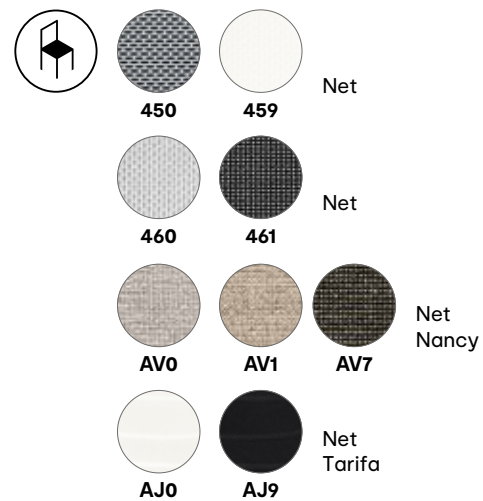
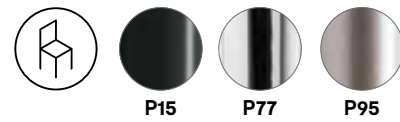
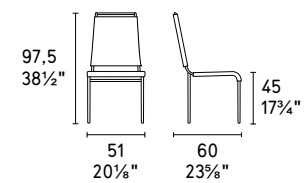
Home-office metal chair with armrests, with oval-section 5-star base with gas-lift mechanism, fitted with pre-assembled soft rubber castors. Swivel shell with seat and backrest in NET PVC. Tested according to ANSI/BIFMA X5.1.



*Boutique Mariella Arduini  
Cavriago (Reggio Emilia) Italy  
Architect: Mariuccia Bondavalli  
Photo by: Gianfranco Zanafredi*

# Air High

CB1069



CB1069


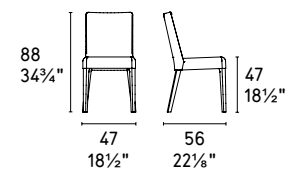
Sedia in acciaio con schienale alto, fusto tubolare Ø 18x1,8 mm. Impilabile per 4 pezzi. Seduta e schienale in NET PVC. Piedini alettati in polietilene. Testata secondo ANSI/BIFMA X5.1.

High-backed steel chair, Ø 18x1,8 mm - 3/4x1/8" metal tubing base. Stackable up to 4 chairs high. Seat and backrest made of PVC NET. Fined polyethylene feet. Tested according to ANSI/BIFMA X5.1.

# Alba



## CB1964



Colori a scelta nella sezione "Finiture Materiali".  
COM\* Per consumo stoffe consultare il Listino Prezzi.  
Colour options in "Finishing Materials" section.  
COM\* For fabric consumption please consult the Price List.



## CB1964 | CB1964-C

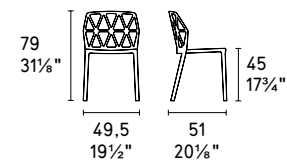
Sedia con struttura in massello essiccato. Seduta e schienale con imbottitura in poliuretano espanso 40 kg/m<sup>3</sup> ad alta elasticità. Supporto seduta con cinghie elastiche. Testata secondo ANSI/BIFMA X5.1.

Chair with dried solid wood frame. Seat and backrest upholstered with highly elastic expanded polyurethane foam 40 Kg/m<sup>3</sup> - 2.50 lb/ft<sup>3</sup>. Elastic seat belt base. Tested according to ANSI/BIFMA X5.1.



# Alchemia

CB1056



CB1056

Sedia monoscocca in polipropilene, realizzata con tecnologia airmoulding. Impilabile fino a 6 sedie e adatta per l'utilizzo all'esterno. Piedini in PE. Testata secondo EN 16139.

Monoblock polypropylene chair manufactured using airmoulding technology. Stackable up to 6 chairs high, outdoor use. PE feet. Tested according to EN 16139.

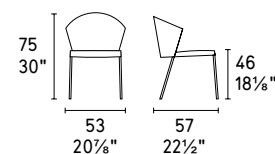





# Amélie

Design: Orlandini design

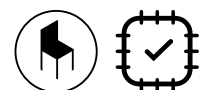
CS1442



CS1442-J




CS1442-M



Stoffe e pelli da programma Made to Order. /  
Fabrics and leathers from the Made to Order program.



NOTA Per le combinazioni possibili, consultare il Listino Prezzi.  
NOTE Please refer to Price List for finishes combinations.



Grand Hotel Centrale Bagni  
Salsomaggiore (PR) - Italy  
Interior Designer: Arch. Patrizia Poli



CS1442 | CS1442-LH | CS1442-M

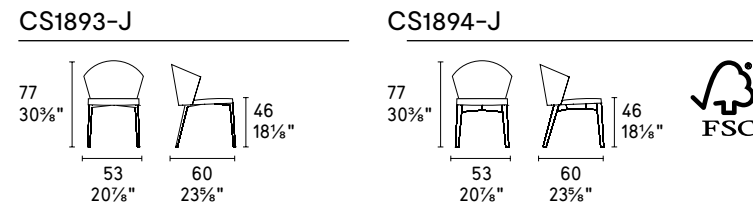
Sedia in acciaio completamente rivestita, con fusto tubolare conico Ø 14/20x1,5 mm. Seduta e schienale con imbottitura in poliuretano espanso 40 Kg/m<sup>3</sup>, ad alta elasticità. Supporto schienale e sedile in multistrato da 12 mm, seduta con cinghie elastiche. Testata secondo EN 16139.

Fully covered steel chair finished with one coat of epoxy coating. Tapered metal tubing base Ø 14/20x1,5 mm - 1/2 x 3/4 x 1/8". Seat and backrest upholstered with highly elastic expanded PU foam 40 kg/m<sup>3</sup> - 2.50 lb/ft<sup>3</sup>. Backrest and seat with 12 mm - 1/2" thick plywood panel for support. Seat fitted with elastic belts. Tested according to EN 16139.




# Amélie Plus

Design: Orlandini design / Calligaris Studio



CS1893-J | CS1894-J



Colori a scelta nella sezione "Finiture Materiali".  
COM\* Per consumo stoffe consultare il Listino Prezzi.  
Colour options in "Finishing Materials" section.  
COM\* For fabric consumption please consult the Price List.

NOTA Per le combinazioni possibili, consultare il Listino Prezzi.  
NOTE Please refer to Price List for finishes combinations.



CS1893-J

Sedia in acciaio con sezione a quarto di cerchio. Fusto tubolare conico Ø20/14x1,5 mm. Seduta e schienale con imbottitura in poliuretano espanso, 40 Kg/m<sup>3</sup>, ad alta elasticità. Supporto schienale e sedile in multistrato da 12 mm, seduta con cinghie elastiche. Testata secondo ANSI/BIFMA X5.1. Versione omologata in classe IIM.

Quarter circle section steel chair. Tapered metal tubing base Ø 20/14 x1.5 mm - Ø 3/4"/1/2x1/8". Seat and backrest upholstered with highly elastic expanded polyurethane foam 40 Kg/m<sup>3</sup> - 2.50 lb/ft<sup>3</sup>. Backrest and seat with 12 mm - 1/2" thick plywood panel for support. Seat fitted with elastic belts. Tested according to ANSI/BIFMA X5.1. Flame retardant version.



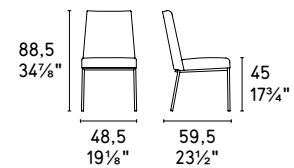
CS1894-J

Sedia con struttura in massello essiccato. Fusto tubolare conico Ø20/14x1,5 mm. Seduta e schienale con imbottitura in poliuretano espanso, 40 Kg/m<sup>3</sup>, ad alta elasticità. Supporto schienale e sedile in multistrato da 12 mm, seduta con cinghie elastiche. Testata secondo ANSI/BIFMA X5.1. Versione omologata in classe IIM.



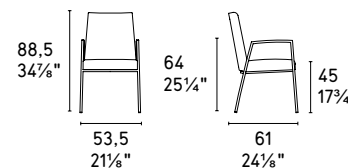
Chair with dried solid wood frame. Tapered metal tubing base Ø 20/14 x1.5 mm - Ø 3/4"/1/2x1/8". Seat and backrest upholstered with highly elastic expanded polyurethane foam 40 Kg/m<sup>3</sup> - 2.50 lb/ft<sup>3</sup>. Covered legs. Backrest and seat with 12 mm - 1/2" thick plywood panel for support. Seat fitted with elastic belts. Tested according to ANSI/BIFMA X5.1. Flame retardant version.

# Amsterdam


CB1286



CB1287



CB1286-J | CB1287-J



CB1286-LH | CB1286-SK

Sedia in acciaio con fusto tubolare 18x18x2 mm. Scocca in legno massello di faggio e sedile con struttura a cinghie elastiche. Imbottitura in poliuretano espanso 40 kg/m<sup>3</sup>, ad alta elasticità. Piedini in polietilene. Testata secondo EN 16139.

Steel chair with metal tubing base (18x18x2 mm - 3/4x3/4x1/8"). Solid beech wood shell and elastic seat belts. Upholstery with highly elastic expanded PU foam (40 kg/m<sup>3</sup> - 2.50 lb/ft<sup>3</sup>). Polyethylene feet. Tested according to EN 16139.



CB1287-LH | CB1287-SK

Sedia con braccioli in acciaio con fusto tubolare 18x18x2 mm. Scocca in legno massello di faggio e sedile con struttura a cinghie elastiche. Imbottitura in poliuretano espanso 40 kg/m<sup>3</sup>, ad alta elasticità. Piedini in polietilene. Testata secondo EN 16139.



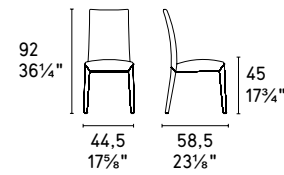
Steel chair with armrests. Metal tubing base (18x18x2 mm - 3/4x3/4x1/8"). Solid beech wood shell and elastic seat belts. Upholstery with highly elastic expanded PU foam (40 kg/m<sup>3</sup> - 2.50 lb/ft<sup>3</sup>). Polyethylene feet. Tested according to EN 16139.



# Anaïs

Design: *Edi & Paolo Ciani*

CS1266



Colori a scelta nella sezione "Finiture Materiali".  
COM\* Per consumo stoffe consultare il Listino Prezzi.  
Colour options in "Finishing Materials" section.  
COM\* For fabric consumption please consult the Price List.



CS1266 | CS1266-LH | CS1266-M | CS1266-SK

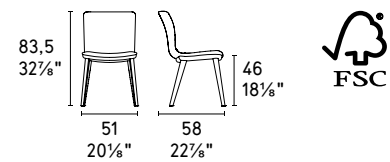
Sedia con struttura in massello essiccato, completamente rivestita. Seduta e schienale con imbottitura in poliuretano espanso 40 kg/m<sup>3</sup>, ad alta elasticità. Supporto schienale con tessuto portante, seduta con cinghie elastiche. Testata secondo ANSI/BIFMA X5.1.

Fully covered chair with dried solid wood frame. Seat and backrest upholstered with highly elastic expanded PU foam 40 kg/m<sup>3</sup> - 2.50 lb/ft<sup>3</sup>. Fabric backrest and elastic seat belt supports. Tested according to ANSI/BIFMA X5.1.

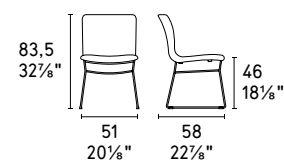
# Annie

Design: *Edi & Paolo Ciani*

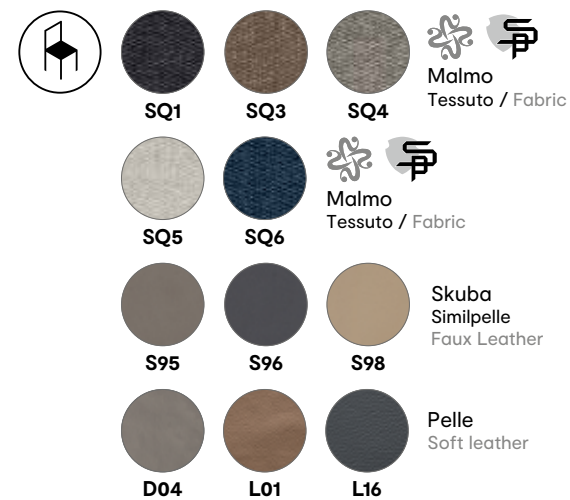
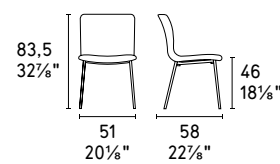
## CS1809




## CS1851



## CS1852

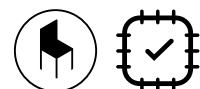


## CS1809-J | CS1851-J | CS1852-J



Colori a scelta nella sezione "Finiture Materiali".  
COM\* Per consumo stoffe consultare il Listino Prezzi.  
Colour options in "Finishing Materials" section.  
COM\* For fabric consumption please consult the Price List.

## CS1809-M | CS1851-M | CS1852-M



Stoffe e pelli da programma Made to Order. /  
Fabrics and leathers from the Made to Order program.



NOTA Per le combinazioni possibili, consultare il Listino Prezzi.  
NOTE Please refer to Price List for finishes combinations.



CS1852 | CS1852-LH | CS1852-M | CS1852-SK

Sedia in acciaio con fusto tubolare conico a 4 gambe, dim. 20x15x1,5 mm. Seduta e schienale con imbottitura in poliuretano espanso 40 kg/m<sup>3</sup>. Scocca in multistrato da 10 mm. Piedini in Nylon. Testata secondo EN 16139.

Steel chair with tapered metal tubing 4 leg base (dim. 20x15x1,5 mm - 3/4x1/2x1/8"). Seat and backrest upholstered with expanded PU foam (40 Kg/m<sup>3</sup> - 2.50 lb/ft<sup>3</sup>). 10 mm - 3/8" plywood shell. Nylon feet. Tested according to EN 16139.

CS1851 | CS1851-LH | CS1851-M | CS1851-SK

Sedia in acciaio con fusto in tondino a slitta Ø 11 mm. Seduta e schienale con imbottitura in poliuretano espanso 40 kg/m<sup>3</sup>. Scocca in multistrato da 10 mm. Piedini in Nylon. Testata secondo EN 16139.

Steel chair with sled base made from metal-rod tubing (Ø 11 mm - 3/8"). Seat and backrest upholstered with highly elastic expanded PU foam (40 kg/m<sup>3</sup> - 2.50 lb/ft<sup>3</sup>). 10 mm - 3/8" plywood shell. Nylon feet. Tested according to EN 16139.



*Pullman Timi Ama Sardegna  
Villasimius (CA) - Italy  
Design by Hotellerie Contract Cagliari*



CS1809 | CS1809-LH | CS1809-M | CS1809-SK

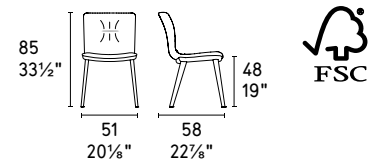
Sedia con struttura in massello essiccato, finita con doppio strato di verniciatura, con cornice perimetrale arrotondata e gamba a sezione ellittica conificata. Seduta e schienale con imbottitura in poliuretano espanso 40 Kg/m<sup>3</sup>. Scocca in multistrato da 10 mm. Piedini in Nylon. Testata secondo ANSI/BIFMA X5.1.

Chair with dried solid wood frame, finished with two coats of paint, rounded perimeter frame and tapered elliptical section legs. Seat and backrest upholstered with expanded PU foam 40 Kg/m<sup>3</sup> - 2.50 lb/ft<sup>3</sup>. 10 mm - 3/8" plywood shell. Nylon glides. Tested according to ANSI/BIFMA X5.1.

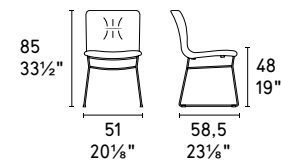
# Annie Soft

Design: Edi & Paolo Ciani / Calligaris Studio

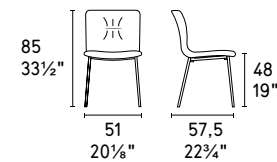
CS1846




CS1847



CS1848



CS1846-J | CS1847-J | CS1848-J



Colori a scelta nella sezione "Finiture Materiali".  
COM\* Per consumo stoffe consultare il Listino Prezzi.  
Colour options in "Finishing Materials" section.  
COM\* For fabric consumption please consult the Price List.

CS1846-M | CS1847-M | CS1848-M



Stoffe e pelli da programma Made to Order. /  
Fabrics and leathers from the Made to Order program.


NOTA Per le combinazioni possibili, consultare il Listino Prezzi.  
NOTE Please refer to Price List for finishes combinations.



CS1846 | CS1846-M | CS1846-V

Sedia con struttura in massello essiccato, con cornice perimetrale arrotondata e gamba a sezione ellittica conifacata. Seduta e schienale con imbottitura in poliuretano espanso 40 kg/m<sup>3</sup>, con strato di resinato morbido. Scocca in multistrato da 10 mm. Piedini in Nylon. Testata secondo ANSI/BIFMA X5.1.

Chair with dried solid wood frame, with rounded perimeter frame and tapered elliptical section legs. Seat and backrest upholstered with expanded PU foam (40 Kg/m<sup>3</sup> - 2.50 lb/ft<sup>3</sup>) with one soft foam layer. 10 mm - 3/8" plywood shell. Nylon glides. Tested according to ANSI/BIFMA X5.1.




Locanda Castello di Buttrio  
Buttrio (Udine) - Italy



## CS1848 | CS1848-M | CS1848-V

Sedia in acciaio con fusto tubolare conico a 4 gambe, dim. 20x15x1,5 mm. Seduta e schienale con imbottitura in poliuretano espanso 40 kg/m<sup>3</sup>, con strato di resinato morbido. Scocca in multistrato da 10 mm. Piedini in Nylon. Testata secondo EN 16139.

Steel chair with tapered metal tubing base (20x15x1,5 mm - 3/4x5/16") with 4 legs. Shell upholstered with highly elastic expanded PU foam (40 Kg/m<sup>3</sup> - 2.50 lb/ft<sup>3</sup>) with one soft foam layer. 10 mm - 3/8" plywood shell. Nylon feet, Tested according to EN 16139.



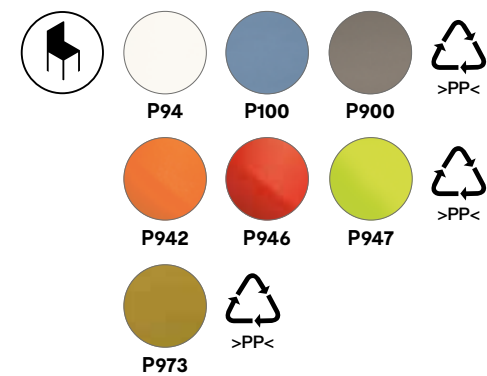
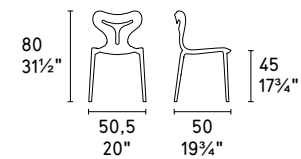
## CS1847 | CS1847-M | CS1847-V

Sedia in acciaio con fusto tubolare a slitta Ø 11 mm. Seduta e schienale con imbottitura in poliuretano espanso 40 kg/m<sup>3</sup>, con strato di resinato morbido. Scocca in multistrato da 10 mm. Piedini in Nylon. Testata secondo EN 16139.

Steel chair with metal tubing Ø 11 mm - 3/8" sled base. Shell upholstered with highly elastic expanded PU foam (40 Kg/m<sup>3</sup> - 2.50 lb/ft<sup>3</sup>) with one soft foam layer. 10 mm - 3/8" plywood shell. Nylon feet. Tested according to EN 16139.

# Area 51

CB1042



CB1042

Sedia monoscocca in polipropilene, realizzata con tecnologia airmoulding. Impilabile fino a 6 sedie e adatta per l'utilizzo all'esterno. Piedini in PE ad alta resistenza e intercambiabili. Testata secondo EN 16139.

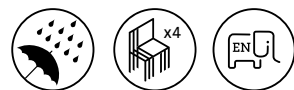

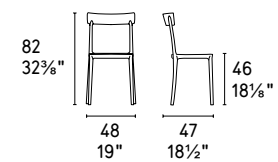
Monoblock polypropylene chair manufactured using airmoulding technology. Stackable up to 6 chairs high, suitable for outdoor use. Interchangeable and highly resistant PE feet. Tested according to EN 16139.





# Argo


CB1523



CB1523

Sedia monoscocca in polipropilene rinforzato, impilabile fino a 4 sedie e adatta per l'utilizzo all'esterno. Piedini in PE ad alta resistenza e intercambiabili. Testata secondo EN 16139.

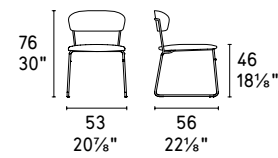
Reinforced polypropylene monoblock chair, stackable up to 4 chairs high and suitable for outdoor use. Interchangeable and highly resistant PE feet. Tested according to EN 16139.



Bistrot Fattoria  
Canossa  
Parma - Italy

# Atlantis

## CB1527



P77



G8K



G8N



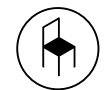
G8Q



G8R

Ekos  
Similpelle  
Faux Leather

## CB1527-J



Astoria



Globe



GoCouture



Scala



Solna



Fox



Metropol



COM\*



Colori a scelta nella sezione "Finiture Materiali".  
COM\* Per consumo stoffe consultare il Listino Prezzi.  
Colour options in "Finishing Materials" section.  
COM\* For fabric consumption please consult the Price List.



## CB1527

Sedia in acciaio. Fusto con tondino Ø 11 mm e struttura a slitta. Seduta e schienale con imbottitura in poliuretano espanso 40 Kg/m<sup>3</sup>, ad alta elasticità e con supporto in truciolare da 14 mm. Piedini in polietilene. Testata secondo EN 16139.

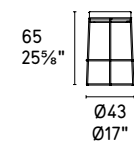
Steel chair. Ø 11 mm - 3/8" metal-rod sled base. Seat and backrest upholstered with highly elastic expanded PU foam (40 kg/m<sup>3</sup> - 2.50 lb/ft<sup>3</sup>) and with 14 mm - 1/2" chipboard panel for support. Polyethylene feet. Tested according to EN 16139.



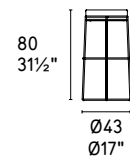
# Atollo

Design: Archirivolto

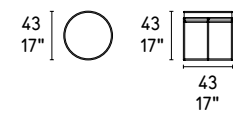
CS1876



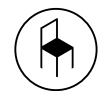
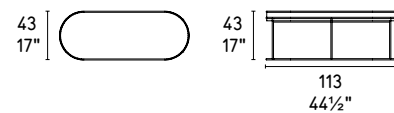
CS1877



CS5104



CS5105



CS1876-J | CS1877-J | CS5104-J | CS5105-J



Colori a scelta nella sezione "Finiture Materiali".  
COM\* Per consumo stoffe consultare il Listino Prezzi.  
Colour options in "Finishing Materials" section.  
COM\* For fabric consumption please consult the Price List.





**CS1876 | CS1876-V**

Sgabello HS 65 cm in acciaio, fusto in tondino Ø 11 mm, con poggipiedi circolare. Imbottitura in poliuretano espanso 40 Kg/m<sup>3</sup> ad alta elasticità. Supporto sedile in multistrato spessore 12mm. Piedini in PVC. Testata secondo ANSI/BIFMA X5.1.

HS 65 cm - 25 1/2" Steel stool, Ø 11 mm - 3/8" metal-rod base, with circular footrest. It's upholstered with highly elastic expanded polyurethane foam 40 Kg/m<sup>3</sup> - 2.50 lb/ft<sup>3</sup>. 12 mm - 1/2" plywood seat panel support. PVC feet. Tested according to ANSI/BIFMA X5.1.



**CS1877 | CS1877-V**

Sgabello HS 80 cm in acciaio, fusto in tondino Ø 11 mm, con poggipiedi circolare. Imbottitura in poliuretano espanso 40 kg/m<sup>3</sup> ad alta elasticità. Supporto sedile in multistrato spessore 12mm. Piedini in PVC. Testata secondo ANSI/BIFMA X5.1.

HS 80 cm - 31 1/2" steel stool, Ø 11 mm - 3/8" metal-rod base, with circular footrest. It's upholstered with highly elastic expanded polyurethane foam 40 Kg/m<sup>3</sup> - 2.50 lb/ft<sup>3</sup>. 12 mm - 1/2" plywood seat panel support. PVC feet. Tested according to ANSI/BIFMA X5.1.



**CS5104 | CS5104-V**

Pouf in acciaio, fusto in tondino Ø 11 mm, con poggipiedi circolare. Imbottitura in poliuretano espanso 40 Kg/m<sup>3</sup> ad alta elasticità. Supporto sedile in multistrato spessore 12mm. Piedini in PVC. Testata secondo ANSI/BIFMA X5.1.

Steel stool/ottoman, Ø 11 mm - 3/8" metal-rod base, with circular footrest. It's upholstered with highly elastic expanded polyurethane foam 40 Kg/m<sup>3</sup> - 2.50 lb/ft<sup>3</sup> - 12 mm - 1/2" plywood seat panel support. PVC feet. Tested according to ANSI/BIFMA X5.1.



**CS5105 | CS5105-V**



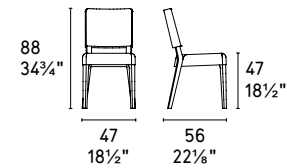
Panca in acciaio, fusto in tondino Ø 11 mm, con poggipiedi circolare. Imbottitura in poliuretano espanso 40 kg/m<sup>3</sup> ad alta elasticità. Supporto sedile in multistrato spessore 12mm. Piedini in PVC. Testata secondo ANSI/BIFMA X5.1.

Steel bench, Ø 11 mm - 7/16" metal-rod base, with circular footrest. It's upholstered with highly elastic expanded polyurethane foam 40 Kg/m<sup>3</sup> - 2.50 lb/ft<sup>3</sup> - 12 mm - 1/2" plywood seat panel support. PVC feet. Tested according to ANSI/BIFMA X5.1.



# Aurora

CB1963



Colori a scelta nella sezione "Finiture Materiali".  
COM\* Per consumo stoffe consultare il Listino Prezzi.  
Colour options in "Finishing Materials" section.  
COM\* For fabric consumption please consult the Price List.



CB1963 | CB1963-C

Sedia con struttura in massello essiccato. Seduta e schienale con imbottitura in poliuretano espanso 40 kg/m<sup>3</sup>. ad alta elasticità. Supporto seduta con cinghie elastiche. Testata secondo ANSI/BIFMA X5.1.

Chair with dried solid wood frame. Seat and backrest upholstered with highly elastic expanded polyurethane foam 40 Kg/m<sup>3</sup> - 2.50 lb/ft<sup>3</sup>. Elastic seat belt base. Tested according to ANSI/BIFMA X5.1.



# Bahia COLLECTION

Design: Dondoli e Pocci



**CS1815**  
4 gambe (non impilabile)  
4-leg base (not stackable)



**CS1815-A**  
4 gambe (uso esterno)  
4-leg base (for outdoor use)



**CS1814**  
Fusto in legno con supporto in metallo  
Wooden frame with metal support



**CS1818**  
Sgabello fusto in legno  
Wooden frame counter stool



**CS1834**  
Sgabello bar fusto in legno  
Wooden frame bar stool



**CS1817**  
Sgabello fusto in metallo  
Metal frame counter stool



**CS1817-A**  
Sgabello fusto in metallo (uso esterno)  
Metal frame counter stool (for outdoor use)



**CS1840**  
Sgabello bar fusto in metallo  
Metal frame barstool



**CS1840-A**  
Sgabello bar fusto in metallo (uso esterno)  
Metal frame barstool (for outdoor use)



**CS1836 180**  
Base 4 razze in alluminio (girevole 180°)  
4 star die-cast aluminium base (180° swivel)



**CS1836 360**  
Base 4 razze in alluminio (girevole 360°)  
4 star die-cast aluminium base (360° swivel)



**CS1839**  
5 razze in alluminio (girevole)  
5 star die-cast aluminium base (swivel)



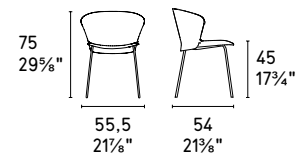
**CS1819**  
Sgabello a gas (girevole)  
Gas-lift stool (swivel)



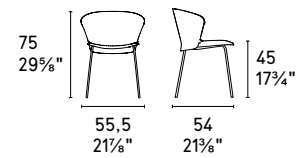
# Bahia

Design: Dondoli e Pocci

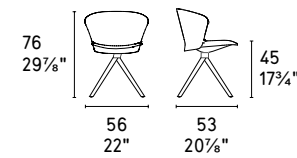
## CS1815



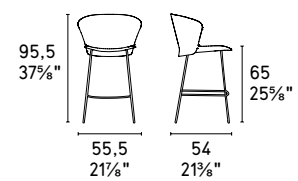
## CS1815-A



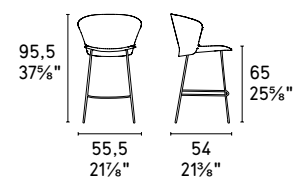
## CS1836 180 | CS1836 360



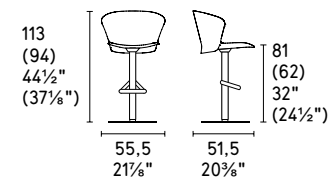
## CS1817



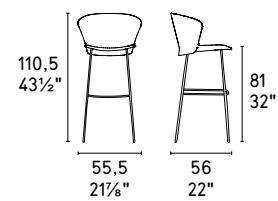
## CS1817-A



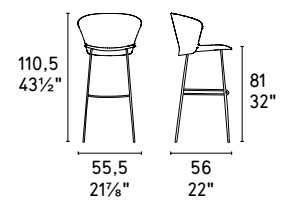
## CS1819






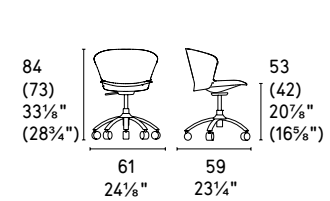
## CS1840



## CS1840-A



## CS1839



### CS1815

Sedia in acciaio con fusto tubolare Ø 16x2 mm, con struttura a 4 gambe. Scocca in tecnopolimero completamente riciclabile, con spessore variabile 8÷16 mm e superficie gofrata. Piedini alettati in polietilene. Testata secondo EN 16139.

Steel chair finished with 4-leg base made from metal tubing (Ø 16x2 mm - 5/8x1/8"). Shell in fully recyclable technopolymer with embossed surface and a thickness ranging 8÷16 mm - 3/8÷5/8". Fanned polyethylene feet. Tested according to EN 16139.

### CS1815-A

Sedia in acciaio con strati di primer anticorrosione, fusto tubolare Ø 16x2 mm, con struttura a 4 gambe. Scocca in tecnopolimero completamente riciclabile, con spessore variabile 8÷16 mm e superficie gofrata. Piedini alettati in polietilene. Adatta per l'utilizzo all'esterno. Testata secondo EN 16139.

Steel chair with anti-corrosion primer layers, 4-leg base made from metal tubing (Ø 16x2 mm - 5/8x1/8"). Shell in fully recyclable technopolymer with embossed surface and a thickness ranging 8÷16 mm - 3/8÷5/8". Fanned polyethylene feet. Suitable for outdoor use. Tested according to EN 16139.

NOTA Per le combinazioni possibili, consultare il Listino Prezzi.  
NOTE Please refer to Price List for finishes combinations.

**CS1836 180**

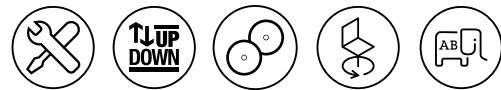
Sedia home office con fusto a 4 razze in alluminio pressofuso, meccanismo girevole a 180° con ritorno automatico. Scocca in tecnopolimero completamente riciclabile, con spessore variabile 8÷16 mm e superficie gofrata. Piedini alettati in polietilene. Testata secondo ANSI/BIFMA X5.1.

Home-office chair with 4 star die-cast aluminum base, 180° self returning swivel shell mechanism. Shell in fully recyclable technopolymer with embossed surface and a thickness ranging 8÷16 mm - 3/8÷5/8". Fined polyethylene feet. Tested according to ANSI/BIFMA X5.1.

**CS1836 360**

Sedia home office con fusto a 4 razze in alluminio pressofuso, meccanismo girevole a 360°. Scocca in tecnopolimero completamente riciclabile, con spessore variabile 8÷16 mm e superficie gofrata. Piedini alettati in polietilene. Testata secondo ANSI/BIFMA X5.1.

Home-office chair with 4 star die-cast aluminum base, 360° swivel shell mechanism. Shell in fully recyclable technopolymer with embossed surface and a thickness ranging 8÷16 mm - 3/8÷5/8". Fined polyethylene feet. Tested according to ANSI/BIFMA X5.1.

**CS1839**

Sedia home office con fusto a 5 razze in alluminio pressofuso, meccanismo girevole a 360° e alzata a gas, con ruote in gomma morbida premontate. Scocca in tecnopolimero completamente riciclabile, con spessore variabile 8÷16 mm e superficie gofrata. Testata secondo ANSI/BIFMA X5.1.

Home-office chair with 5 star die-cast aluminum base, 360° swivel shell mechanism and gas-lift mechanism, with pre-assembled soft rubber castors. Shell in fully recyclable technopolymer with embossed surface and a thickness ranging 8÷16 mm - 3/8÷5/8". Tested according to ANSI/BIFMA X5.1.







## CS1819

Sgabello girevole in acciaio con alzata a gas certificata DIN 4550, colonna Ø 55 mm e poggiatesta anteriore. Base con carter metallico Ø 0,8 mm e zavorra in acciaio da 8 mm, piastra in lamiera zincata Ø 420 mm. Scocca in tecnopolimero completamente riciclabile, con spessore variabile 8÷16 mm e superficie gofrata. Testato secondo ANSI/BIFMA X5.1.

Swivel steel stool with gas-lift mechanism (certified DIN 4550), Ø 55 mm - 2 1/8" pedestal base and front footrest. Base with metal cover Ø 0,8 mm - 1/32", 8 mm - 3/8" thick weighted steel base and galvanized metal plate Ø 420 mm - 16 1/2". Shell in fully recyclable technopolymer with embossed surface and a thickness ranging 8÷16 mm - 3/8÷5/8". Tested according to ANSI/BIFMA X5.1.



CS1817  
Hs 65 cm  
Hs 25 5/8"



## CS1817

Sgabello HS 65 cm in acciaio, fusto in metallo tubolare Ø 16 mm, con struttura a 4 gambe, rinforzi laterali e poggiatesta anteriore. Scocca in tecnopolimero completamente riciclabile, con spessore variabile 8÷16 mm e superficie gofrata. Testato secondo EN 16139.

HS 65 cm - 25 5/8" steel stool. 4-leg base made from metal tubing (Ø 16x2 mm - 5/8x1/8"), reinforced sides and front footrest. Shell in fully recyclable technopolymer with embossed surface and a thickness ranging 8÷16 mm - 3/8÷5/8". Tested according to EN 16139.



CS1817-A  
Hs 65 cm  
Hs 25 5/8"



## CS1817-A

Sgabello HS 65 cm in acciaio con strati di primer anticorrosione, fusto in metallo tubolare Ø 16 mm, con struttura a 4 gambe, rinforzi laterali e poggiatesta anteriore. Scocca in tecnopolimero completamente riciclabile, con spessore variabile 8÷16 mm e superficie gofrata. Adatto per l'utilizzo all'esterno. Testato secondo EN 16139.

HS 65 cm - 25 5/8" steel stool with anti-corrosion primer layers. 4-leg base made from metal tubing (Ø 16x2 mm - 5/8x1/8") reinforced sides and front footrest. Shell in fully recyclable technopolymer with embossed surface and a thickness ranging 8÷16 mm - 3/8÷5/8". Suitable for outdoor use. Tested according to EN 16139.



CS1840  
Hs 81 cm  
Hs 32"



## CS1840

Sgabello HS 81 cm in acciaio, fusto in metallo tubolare Ø 16 mm, con struttura a 4 gambe, rinforzi laterali e poggiatesta anteriore. Scocca in tecnopolimero completamente riciclabile, con spessore variabile 8÷16 mm e superficie gofrata. Testato secondo EN 16139.

HS 81 cm - 32" steel stool. 4-leg base made from metal tubing (Ø 16x2 mm - 5/8x1/8"), reinforced sides and front footrest. Shell in fully recyclable technopolymer with embossed surface and a thickness ranging 8÷16 mm - 3/8÷5/8". Tested according to EN 16139.



CS1840-A  
Hs 81 cm  
Hs 32"



## CS1840-A

Sgabello HS 81 cm in acciaio con strati di primer anticorrosione, fusto in metallo tubolare Ø 16 mm, con struttura a 4 gambe, rinforzi laterali e poggiatesta anteriore. Scocca in tecnopolimero completamente riciclabile, con spessore variabile 8÷16 mm e superficie gofrata. Adatto per l'utilizzo all'esterno. Testato secondo EN 16139.



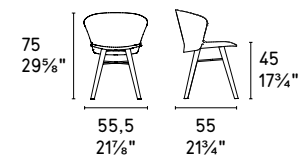
HS 81 cm - 32" steel stool with anti-corrosion primer layers. 4-leg base made from metal tubing (Ø 16x2 mm - 5/8x1/8") reinforced sides and front footrest. Shell in fully recyclable technopolymer with embossed surface and a thickness ranging 8÷16 mm - 3/8÷5/8". Suitable for outdoor use. Tested according to EN 16139.



# Bahia MW

*Design: Dondoli e Pocci*

CS1814



CS1814

Sedia con struttura in massello essiccato. Fusto con rinforzo metallico a croce finito con doppio strato di verniciatura. Scocca in tecnopolimero completamente riciclabile, con spessore variabile 8÷16 mm e superficie gofrata. Testata secondo ANSI/BIFMA X5.1.

Chair with dried solid wood frame. Frame with two coats of paint metal crossed support. Shell in fully recyclable technopolymer with embossed surface and a thickness ranging 8÷16 mm - 3/8÷3/4". Tested according to ANSI/BIFMA X5.1.

NOTA Per le combinazioni possibili, consultare il Listino Prezzi.

NOTE Please refer to Price List for finishes combinations.


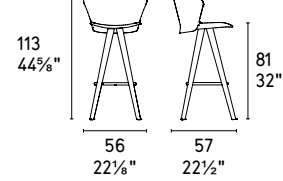
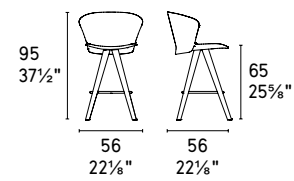


# Bahia W

Design: Dondoli e Pocci

CS1818

CS1834



CS1818  
Hs 65 cm  
Hs 25 1/2"



CS1818

Sgabello Hs 65 cm, con struttura in massello essiccato. Poggiatesta perimetrale in metallo cromato. Scocca in tecnopolimero completamente riciclabile, con spessore variabile 8÷16 mm e superficie gofrata. Testato secondo ANSI/BIFMA X5.1.

Hs 65 cm - 25 1/2" stool with dried solid wood frame. Perimeter metal chromed footrest. Shell in fully recyclable technopolymer with embossed surface and a thickness ranging 8÷16 mm - 3/8÷5/8". Tested according to ANSI/BIFMA X5.1.



CS1834  
Hs 81 cm  
Hs 32"



CS1834

Sgabello bar Hs 81 cm, con struttura in massello essiccato. Poggiatesta perimetrale in metallo cromato. Scocca in tecnopolimero completamente riciclabile, con spessore variabile 8÷16 mm e superficie gofrata. Testato secondo ANSI/BIFMA X5.1.

Hs 81 cm - 32" barstool with dried solid wood frame. Perimeter metal chromed footrest. Shell in fully recyclable technopolymer with embossed surface and a thickness ranging 8÷16 mm - 3/8÷5/8". Tested according to ANSI/BIFMA X5.1.

# Basil COLLECTION

Design: MrSmith Studio / Calligaris Studio



**CS1820**

Fusto in legno con supporto in metallo  
wooden frame with metal support



**CS1495**

Sgabello fusto in legno  
Wooden frame counter stool



**CS1496**

Sgabello bar fusto in legno  
Wooden frame barstool



**CS1359**

4 gambe (impilabile)  
4-leg base (stackable)



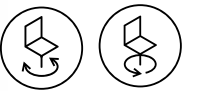
**CS1359-A**

4 gambe (uso esterno)  
4-leg base (for outdoor use)



**CS1856 180 | CS1856 360**

Base 4 razze in alluminio (girevole  
360° o 180° con ritorno automatico)  
4 star die-cast aluminium base (swivel  
360° or 180° self returning)



**CS1348**

Fusto in legno  
Wooden frame



**CS1354**

Sgabello fusto in metallo  
Metal frame counter stool



**CS1355**

Sgabello bar fusto in metallo  
Metal frame barstool



**CS1366**

5 razze in alluminio (girevole)  
5 star die-cast aluminium base (swivel)



**CS1857**

5 razze in alluminio (girevole)  
5 star die-cast aluminium base (swivel)



**CS1356**

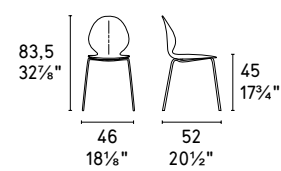
Sgabello a gas (girevole)  
Gas-lift stool (swivel)



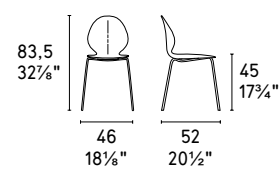
# Basil

Design: MrSmith Studio / Calligaris Studio

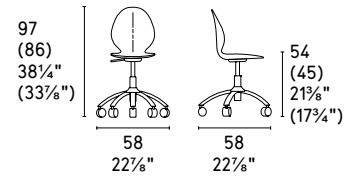
CS1359



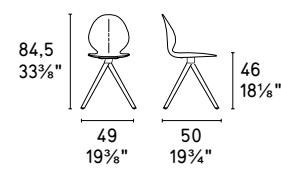
CS1359-A



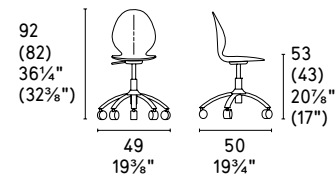
CS1366



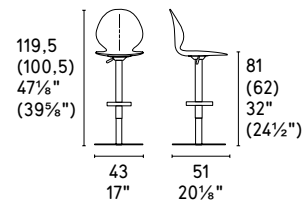
CS1856



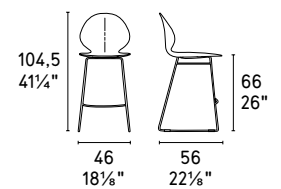
CS1857




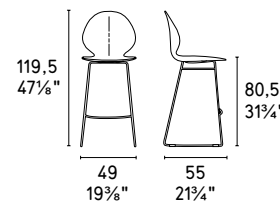
CS1356




CS1354



CS1355



NOTA Per le combinazioni possibili, consultare il Listino Prezzi.  
NOTE Please refer to Price List for finishes combinations.





AQA Friends Reves  
Brusciano (NA) - Italy  
Architect: Erica Esposito



AQA Friends Reves  
Brusciano (NA) - Italy  
Architect: Erica Esposito



**CS1359**

Sedia in acciaio con fusto tubolare Ø 16x2 mm, con struttura a 4 gambe, impilabile max 4 pezzi. Scocca in polipropilene completamente riciclabile, con spessore variabile 8÷16 mm e superficie gofrata. Piedini alettati in polietilene. Testata secondo EN 16139.

Steel chair with 4-leg base made from metal tubing (Ø 16x2 mm - 5/8x1/8"). Stackable up to 4 chairs high. Shell made of entirely recyclable polypropylene with a textured surface and a thickness ranging 8÷16 mm - 3/8÷5/8". Finned polyethylene feet. Tested according to EN 16139.

**CS1359-A**

Sedia in acciaio con strati di primer anticorrosione, fusto tubolare Ø 16x2 mm, con struttura a 4 gambe, impilabile max 4 pezzi. Scocca in polipropilene completamente riciclabile, con spessore variabile 8÷16 mm e superficie gofrata. Adatta per utilizzo all'esterno. Piedini alettati in polietilene. Testata secondo EN 16139.

Steel chair with anti-corrosion primer layers, 4-leg base made from metal tubing (Ø 16x2 mm - 5/8x1/8"). Stackable up to 4 chairs high. Shell made of entirely recyclable polypropylene with a textured surface and a thickness ranging 8÷16 mm - 3/8÷5/8". Suitable for outdoor use. Finned polyethylene feet. Tested according to EN 16139.



CS1354  
Hs 66 cm  
Hs 26"

**CS1354**

Sgabello H 66 cm in acciaio, fusto in tondino Ø 11 mm, con struttura a slitta e rinforzi laterali e poggiatesta anteriore. Scocca in polipropilene completamente riciclabile, con spessore variabile 8÷16 mm e superficie gofrata. Piedini alettati in polietilene. Testato secondo EN 16139.

Steel stool (66 cm - 26" height), Ø 11 mm - 3/8" metal-rod sled base. Reinforced sides and front footrest. Shell made of entirely recyclable polypropylene with a textured surface and a thickness ranging from 8÷16 mm - 3/8÷5/8". Finned polyethylene feet. Tested according to EN 16139.

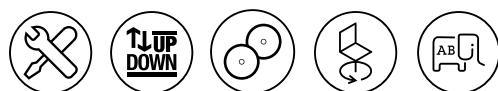


CS1355  
Hs 80,5 cm  
Hs 31 3/4"

**CS1355**

Sgabello H 80,5 cm in acciaio, fusto in tondino Ø 11 mm, con struttura a slitta e rinforzi laterali e poggiatesta anteriore. Scocca in polipropilene completamente riciclabile, con spessore variabile 8÷16 mm e superficie gofrata. Piedini in polietilene. Testato secondo EN 16139.

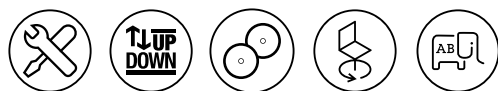
Steel stool (80,5 cm - 31 3/4" height), Ø 11 mm - 3/8" metal-rod sled base, reinforced sides and front footrest. Shell made of entirely recyclable polypropylene with a textured surface and a thickness ranging 8÷16 mm - 3/8÷5/8". Polyethylene feet. Tested according to EN 16139.



**CS1857**

Sedia home office con fusto a 5 razze in alluminio pressofuso, meccanismo girevole a 360° e alzata a gas, con ruote in gomma morbida premontate. Scocca girevole in polipropilene completamente riciclabile, con spessore variabile 8÷16 mm e superficie gofrata. Testata secondo ANSI/BIFMA X5.1.

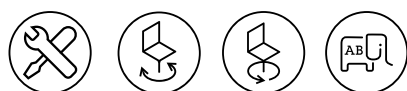
Home-office chair with 5 star die-cast aluminum base, 360° swivel shell mechanism and gas-lift mechanism, with pre-assembled soft rubber castors. Swivel shell in fully recyclable polypropylene with embossed surface and a thickness ranging 8÷16 mm - 3/8÷5/8". Tested according to ANSI/BIFMA X5.1.



**CS1366**

Sedia home-office in acciaio con fusto a sezione ellittica con alzata a gas e base a 5 razze con ruote in gomma morbida premontate. Scocca girevole in polipropilene completamente riciclabile, con spessore variabile 8÷16 mm e superficie gofrata. Testata secondo ANSI/BIFMA X5.1.

Home-office steel chair with oval-section 5-star base with gas-lift mechanism, fitted with pre-assembled soft rubber castors. Swivel shell made of entirely recyclable polypropylene with a textured surface and a thickness ranging from 8÷16 mm - 3/8÷5/8". Tested according to ANSI/BIFMA X5.1.



**CS1856 180 | CS1856 360**

Sedia home office con fusto a 4 razze in alluminio pressofuso, meccanismo girevole a 360° o 180° con ritorno automatico. Scocca girevole in polipropilene completamente riciclabile, con spessore variabile 8÷16 mm e superficie gofrata. Piedini alettati in ABS nero. Testata secondo ANSI/BIFMA X5.1.

Home-office chair with 4 star die-cast aluminum base, 360° or 180° self returning swivel shell mechanism. Swivel shell in fully recyclable polypropylene with embossed surface and a thickness ranging 8÷16 mm - 3/8÷5/8". Black ABS finned feet. Tested according to ANSI/BIFMA X5.1.



**CS1356**

Sgabello in acciaio con alzata a gas certificata DIN 4550, colonna Ø 55 mm e poggiatesta anteriore. Base con carter metallico Ø 0,8 mm e zavorra in acciaio da 8 mm, piastra in lamiera zincata Ø 420 mm. Scocca in polipropilene completamente riciclabile, con spessore variabile 8÷16 mm e superficie gofrata. Testato secondo ANSI/BIFMA X5.1.

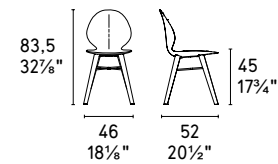
Steel stool with gas-lift mechanism (certified DIN 4550), Ø 55 mm - 2 1/8" pedestal base and front footrest. Base with metal cover (Ø 0,8 mm - 1/32"), 8 mm - 3/8" thick weighted steel base and galvanized sheet metal plate (Ø 420 mm - 16 1/2"). Shell made of entirely recyclable polypropylene with a textured surface and a thickness ranging 8÷16 mm - 3/8÷5/8". Tested according to ANSI/BIFMA X5.1.



# Basil MW

Design: MrSmith Studio / Calligaris Studio

CS1820



								
	P02	P12	P19W	P27	P94			
								
	P16	P94	P100	P328	P900	P946	P973	>PP<
								>PP<
	P151	P2L	P3L	P27P	P28P			
								
	P16	P94	P100	P328	P176	P160	P139	



CS1820

Sedia con struttura in massello essiccato. Fusto con rinforzo metallico a croce finito con doppio strato di verniciatura. Scocca in tecnopolimero completamente riciclabile, con spessore variabile 8÷16 mm e superficie goffrata. Testata secondo ANSI/BIFMA X5.1.

Chair with dried solid wood frame. Frame with two coats of paint metal crossed support. Shell in fully recyclable technopolymer with embossed surface and a thickness ranging 8÷16 mm - 3/8÷5/8". Tested according to ANSI/BIFMA X5.1

NOTA Per le combinazioni possibili, consultare il Listino Prezzi.  
NOTE Please refer to Price List for finishes combinations.





# Basil W


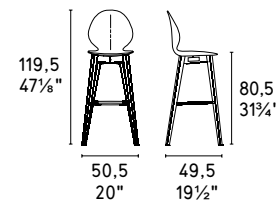
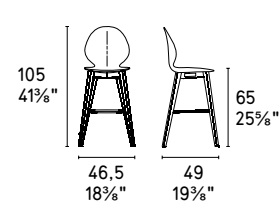
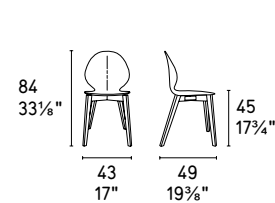


Design: MrSmith Studio / Calligaris Studio

CS1348

CS1495

CS1496



NOTA Per le combinazioni possibili, consultare il Listino Prezzi.  
NOTE Please refer to Price List for finishes combinations.



Pushkino Park  
Krasno Armei Skiy - Russia



*Bakery House  
Santa Maria a Vico - Napoli  
Italy  
Gnosis Architecture Naples*



**CS1348**

Sedia con struttura in massello essiccato. Scocca in polipropilene completamente riciclabile, con spessore variabile 8÷16 mm e superficie goffrata. Testato secondo ANSI/BIFMA X5.1.

Chair with dried solid wood frame. Shell made of entirely recyclable polypropylene with a textured surface and a thickness ranging 8÷16 mm - 3/8÷5/8". Tested according to ANSI/BIFMA X5.1.



**CS1495**  
Hs 65 cm  
Hs 25 3/4"

**CS1496**  
Hs 80,5 cm  
Hs 31 1/4"

**CS1495 | CS1496**

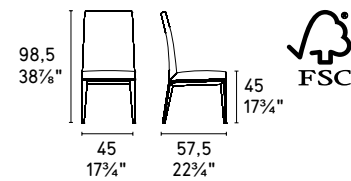
Sgabelli con struttura in massello essiccato. Poggiatesta perimetrale in metallo cromato. Scocca in polipropilene completamente riciclabile, con spessore variabile 8÷16 mm e superficie goffrata. Testato secondo ANSI/BIFMA X5.1.

Stools with dried solid wood frame. Chromed metal footrest. Shell made of entirely recyclable polypropylene with a textured surface and a thickness ranging 8÷16 mm - 3/8÷5/8". Tested according to ANSI/BIFMA X5.1.

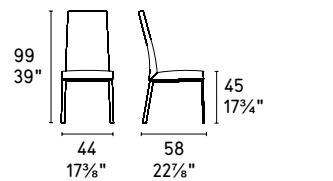
# Bess

Design: Calligaris Studio


CS1294



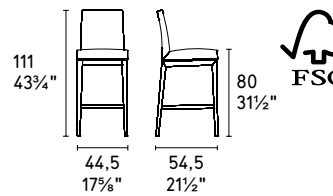
CS1367



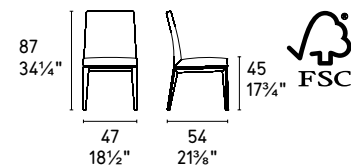
CS1445



CS1446



CS1463 BESS LOW




CS1367

CS1294


CS1463

CS1445

CS1446



CS1294-J | CS1367-J | CS1445-J | CS1446-J | CS1463-J



Colori a scelta nella sezione "Finiture Materiali".  
COM\* Per consumo stoffe consultare il Listino Prezzi.  
Colour options in "Finishing Materials" section.  
COM\* For fabric consumption please consult the Price List.

CS1294-M | CS1367-M | CS1463-M | CS1445-M | CS1446-M

Stoffe e pelli da programma Made to Order. /  
Fabrics and leathers from the Made to Order program.

NOTA Per le combinazioni possibili, consultare il Listino Prezzi.  
NOTE Please refer to Price List for finishes combinations.



#### CS1294 | CS1294-LH | CS1294-M | CS1294-SK

Sedia con struttura in massello essiccato. Scocca con struttura interna in massello, seduta e schienale con imbottitura in poliuretano espanso 40 kg/m<sup>3</sup>, ad alta elasticità. Supporto seduta con cinghie elastiche. Piedini in Nylon. Testata secondo ANSI/BIFMA X5.1.

Chair with dried solid wood frame. Shell with solid wood core, seat and backrest upholstered with highly elastic expanded PU foam 40 kg/m<sup>3</sup> - 2.50 lb/ft<sup>3</sup>. Elastic seat belt base. Nylon glides. Tested according to ANSI/BIFMA X5.1.



CS1445  
Hs 65 cm  
Hs 25½"

CS1446  
Hs 80 cm  
Hs 31½"



#### CS1445-M | CS1446-M

Sgabelli con struttura in massello essiccato. Scocca con struttura interna in massello, seduta e schienale con imbottitura in poliuretano espanso 40 kg/m<sup>3</sup>, ad alta elasticità. Supporto seduta con cinghie elastiche. Poggiapiedi con supporto in metallo. Piedini in Nylon. Testata secondo ANSI/BIFMA X5.1. Piedini in Nylon compresi nel prezzo.

Stools with dried solid wood frame. Shell with solid wood core. Seat and backrest upholstered with highly elastic expanded PU foam 40 kg/m<sup>3</sup> - 2.50 lb/ft<sup>3</sup>. Elastic seat belt base. Wooden footrest with metal protection. Nylon glides. Tested according to ANSI/BIFMA X5.1. Nylon gliders included in the price.



Ristorante Elliot  
Manzano (UD)  
Italy



## CS1463 | CS1463-M

Sedia a base larga e schienale basso con struttura in massello essiccato. Scocca con struttura interna in massello, seduta e schienale con imbottitura in poliuretano espanso 40 kg/m<sup>3</sup>, ad alta elasticità. Supporto seduta con cinghie elastiche. Piedini in Nylon. Testata secondo ANSI/BIFMA X5.1.

Low-backed wide seat chair with dried solid wood frame. Shell with solid wood core, seat and backrest upholstered with highly elastic expanded PU foam 40 kg/m<sup>3</sup> - 2.50 lb/ft<sup>3</sup>. Elastic seat belt base. Nylon glides. Tested according to ANSI/BIFMA X5.1.



*Hotel Mara  
Ortona (CH) - Italy  
Photo by Giovanni Musollini*




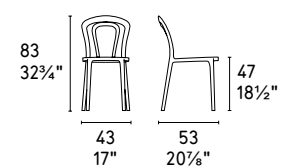
## CS1367 | CS1367-LH | CS1367-M | CS1367-SK

Sedia in acciaio tubolare e fusto a sezione rettangolare 30x10x2 mm. Scocca con struttura interna in massello, seduta e schienale con imbottitura in poliuretano espanso 40 kg/m<sup>3</sup>, ad alta elasticità. Supporto seduta con cinghie elastiche. Piedini alettati in polietilene.

Steel tubing chair with 30x10x2 mm - 1/8"x3/8"x1/8" rectangular-section base. Shell with solid wood internal frame, seat and backrest upholstered with highly elastic expanded PU foam 40 kg/m<sup>3</sup> - 2.5 lb/ft<sup>3</sup>. Elastic seat belt base. Finned polyethylene feet.

# Caffè NEW

CB1970



CB1970

Sedia monoscocca in polipropilene rinforzato, impilabile fino a 2 pezzi e adatta per utilizzo all'esterno. Testata secondo EN 16139.

Polypropylene monoblock chair, stackable up to 2 chairs high and suitable for outdoor use. Tested according to EN 16139.






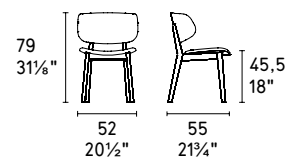
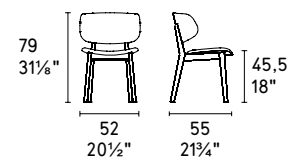
# Claire




Design: Orlandini design

CS1443

CS1862



Denver  
Tessuto / Fabric



Oslo  
Tessuto / Fabric




Vintage  
Similpelle  
Faux leather



Pelle  
Soft leather



CS1443-J | CS1862-J



Colori a scelta nella sezione "Finiture Materiali".  
COM\* Per consumo stoffe consultare il Listino Prezzi.  
Colour options in "Finishing Materials" section.  
COM\* For fabric consumption please consult the Price List.

NOTA Per le combinazioni possibili, consultare il Listino Prezzi.  
NOTE Please refer to Price List for finishes combinations.



CS1443 | CS1443-LH | CS1443-V

Sedia con struttura in massello essiccato. Seduta e schienale con imbottitura in poliuretano espanso 40 kg/m<sup>3</sup>, ad alta elasticità. Supporto schienale in multistrato da 12 mm, seduta in multistrato da 10 mm. Piedini in Nylon. Testata secondo EN 16139.


Chair with dried solid wood frame. Seat and backrest upholstered with highly elastic expanded PU foam 40 kg/m<sup>3</sup> - 2.50 lb/ft<sup>3</sup>. 12 mm - 1/2" thick plywood panel backrest and 10 mm - 3/8" plywood panel seat for support. Nylon glides. Tested according to EN 16139.

CS1862 | CS1862-LH | CS1862-V

Sedia con struttura in massello essiccato e traverso di rinforzo anteriore e laterale. Seduta e schienale con imbottitura in poliuretano espanso 40 kg/m<sup>3</sup>, ad alta elasticità. Supporto schienale in multistrato da 12 mm, seduta in multistrato da 10 mm. Piedini in Nylon. Testata secondo ANSI/BIFMA X5.1.

Chair with dried solid wood frame with reinforcement stretchers. Seat and backrest upholstered with highly elastic expanded PU foam 40 kg/m<sup>3</sup> - 2.50 lb/ft<sup>3</sup>. 12 mm - 1/2" thick plywood panel backrest and 10 mm - 3/8" plywood panel seat for support. Nylon glides. Tested according to ANSI/BIFMA X5.1.



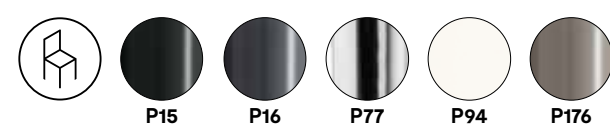
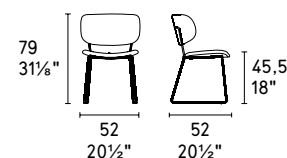


*Lela Restaurant  
Bloomington - Minnesota (US)  
Designed by ESG  
Architects of Minneapolis*


# Claire M

Design: Orlandini Design

CS1483




CS1483-J



Colori a scelta nella sezione "Finiture Materiali".  
COM\* Per consumo stoffe consultare il Listino Prezzi.  
Colour options in "Finishing Materials" section.  
COM\* For fabric consumption please consult the Price List.



NOTA Per le combinazioni possibili, consultare il Listino Prezzi.  
NOTE Please refer to Price List for finishes combinations.



Sushi Club  
Cesano Maderno  
Milano - Italy  
Designed by Studio Lai



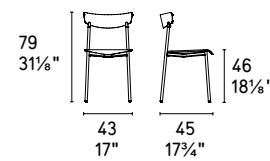
CS1483-LH |CS1483-SK

Sedia in acciaio. Fusto con tondino Ø 11 mm e struttura a slitta. Seduta e schienale con imbottitura in poliuretano espanso 40 kg/m<sup>3</sup>, ad alta elasticità. Supporto schienale in multistrato da 12 mm, seduta in multistrato da 10 mm. Testata secondo EN 16139.

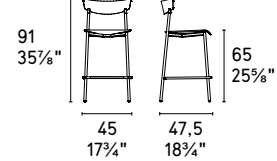
Steel chair. Metal-rod Ø 11 mm - 3/8" sled base. Seat and backrest upholstered with highly elastic expanded PU foam 40 kg/m<sup>3</sup> - 2.50 lb/ft<sup>3</sup>. 12 mm - 1/2" thick plywood panel backrest and 10 mm - 3/8" thick plywood panel seat for support. Tested according to EN 16139.

# Clip NEW

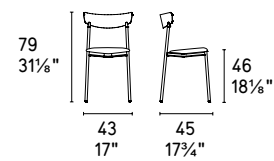
CB1971



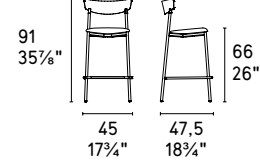
CB1972



CB1974




CB1975



CB1974 - CB1975



CB1974-J - CB1975-J



Colori a scelta nella sezione "Finiture Materiali".  
COM\* Per consumo stoffe consultare il Listino Prezzi.  
Colour options in "Finishing Materials" section.  
COM\* For fabric consumption please consult the Price List.

CB1971 - CB1972



NOTA Per le combinazioni possibili, consultare il Listino Prezzi.  
NOTE Please refer to Price List for finishes combinations.



**CB1971**

Sedia in metallo con fusto in tubo di metallo  $\varnothing$  20 mm verniciato, spalliera in lama metallica spessore 2 mm fissata alla struttura. Piedini alettati in polietilene. Testata secondo EN 16139.

Steel chair with  $\varnothing$  20 mm -  $\frac{3}{4}$ " varnished metal tubing, 2 mm -  $\frac{1}{8}$ " metal slats fixed to the frame. Finned polyethylene feet. Tested according to EN 16139.

**CB1972**

Sgabello HS 65 in metallo con fusto in tubo di metallo  $\varnothing$  20 mm verniciato, spalliera in lama metallica spessore 2 mm fissata alla struttura. Piedini alettati in polietilene. Testata secondo EN 16139

HS 65 cm - 25 $\frac{3}{8}$ " stool with  $\varnothing$  20 mm -  $\frac{3}{4}$ " varnished metal tubing, 2 mm -  $\frac{1}{8}$ " metal slats fixed to the frame. Finned polyethylene feet. Tested according to EN 16139

**CB1974**

Sedia in metallo con fusto in tubo di metallo  $\varnothing$  20 mm verniciato, spalliera in lama metallica spessore 2 mm fissata alla struttura. Piedini alettati in polietilene. Testata secondo EN 16139.

Steel chair with  $\varnothing$  20 mm -  $\frac{3}{4}$ " varnished metal tubing, 2 mm -  $\frac{1}{8}$ " metal slats fixed to the frame. Finned polyethylene feet. Tested according to EN 16139.

**CB1975**

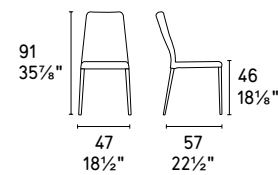
Sgabello HS 65 in metallo con fusto in tubo di metallo  $\varnothing$  20 mm verniciato, spalliera in lama metallica spessore 2 mm fissata alla struttura. Piedini alettati in polietilene. Testata secondo EN 16139.

HS 65 cm - 25 $\frac{3}{8}$ " stool with  $\varnothing$  20 mm -  $\frac{3}{4}$ " varnished metal tubing, 2 mm -  $\frac{1}{8}$ " metal slats fixed to the frame. Finned polyethylene feet. Tested according to EN 16139.


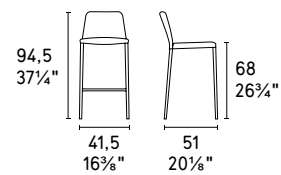


# Club


## CB1462



## CB1909-SK



## CB1462-J | CB1909-J



Colori a scelta nella sezione "Finiture Materiali".  
COM\* Per consumo stoffe consultare il Listino Prezzi.  
Colour options in "Finishing Materials" section.  
COM\* For fabric consumption please consult the Price List.

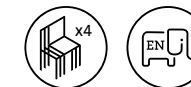
NOTA Per le combinazioni possibili, consultare il Listino Prezzi.  
NOTE Please refer to Price List for finishes combinations.



## CB1462 |CB1462-SK

Sedia in acciaio con fusto tubolare conico Ø 18/25x1,5 mm. Supporto sedile con cinghie elastiche. Seduta e schienale con imbottitura morbida in poliuretano espanso 40 kg/m<sup>3</sup>. Piedini alettati in polietilene. Testata secondo EN 16139.

Steel chair with tapered metal tubing base Ø 18/25x1.5 mm - 3/4"/1x1/2". Elastic seat belt base. Seat and backrest with soft upholstery with expanded PU foam 40 kg/m<sup>3</sup> - 2.50 lb/ft<sup>3</sup>. Finned polyethylene feet. Tested according to EN 16139.



## CB1909-SK

Sgabello HS 68 cm, in acciaio con fusto tubolare conico Ø 18/25x1,5 mm. Supporto sedile in MDF spessore 9 mm. Seduta e schienale rivestiti con imbottitura morbida in poliuretano espanso 40 kg/m<sup>3</sup>. Poggiapiedi con battitacco cromato Ø 6 mm. Piedini alettati in polietilene. Testato secondo EN 16139.

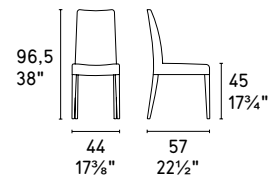
Steel counter stool (HS 68 cm - 26 3/4") with tapered metal tubing base (Ø 18/25x1.5 mm - 3/4"/1x1/2"). 9 mm - 3/8" MDF seat support. Seat and backrest upholstered with expanded PU foam (40 kg/m<sup>3</sup> - 2.50 lb/ft<sup>3</sup>). Ø 6 mm - 1/4" mm chromed footrest. Finned polyethylene feet. Tested according to EN 16139.



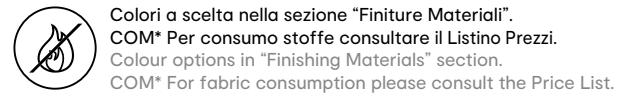

# Cometa



## CB1651



## CB1651-J



NOTA Per le combinazioni possibili, consultare il Listino Prezzi.  
NOTE Please refer to Price List for finishes combinations.



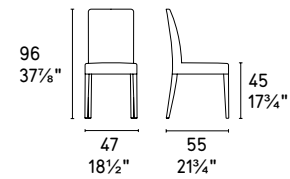
## CB1651

Sedia con struttura in massello essiccato. Seduta e schienale con imbottitura in poliuretano espanso 40 kg/m<sup>3</sup>, ad alta elasticità. Schienale con pannello in particelle pressate. Supporto seduta con pannello in MDF da 10 mm. Testata secondo ANSI/BIFMA X5.1.


Chair with dried solid wood frame. Seat and backrest upholstered with highly elastic expanded PU foam 40 kg/m<sup>3</sup> - 2.50 lb/ft<sup>3</sup>. Backrest with rigid support. 10 mm - 3/8" MDF panel seat base. Tested according to ANSI/BIFMA X5.1.

# Copenhagen

CB1656 | CB1656-C



CB1656-J



CB1656-C J



Colori a scelta nella sezione "Finiture Materiali".  
COM\* Per consumo stoffe consultare il Listino Prezzi.  
Colour options in "Finishing Materials" section.  
COM\* For fabric consumption please consult the Price List.



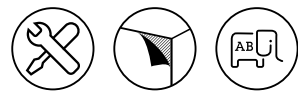
Ristorante Bon Thon  
Milano - Italy  
Arch. Christian Fenouil  
Place Milano  
Architecture Milano



## CB1656

Sedia con struttura in massello essiccato. Seduta e schienale con imbottitura in poliuretano espanso 30 kg/m<sup>3</sup>, ad alta elasticità. Schienale con pannello in particelle pressate, supporto seduta con pannello truciolare da 14 mm. Testata secondo ANSI/BIFMA X5.1

Chair with dried solid wood frame. Seat and backrest upholstered with highly elastic expanded PU foam 30 kg/m<sup>3</sup> - 1.87 lb/ft<sup>3</sup>. Backrest with rigid support, 14 mm - 1/2" chipboard panel seat base. Tested according to ANSI/BIFMA X5.1.



## CB1656-C

Sedia con struttura in massello essiccato. Seduta e schienale con imbottitura in poliuretano espanso 30 kg/m<sup>3</sup>, ad alta elasticità. Schienale con pannello in particelle pressate, supporto seduta con pannello truciolare da 14 mm. Rivestimento sfoderabile. Testata secondo ANSI/BIFMA X5.1.

Chair with dried solid beech wood frame, finished with two coats of paint. Seat and backrest upholstered with highly elastic expanded PU foam 30 kg/m<sup>3</sup> - 1.87 lb/ft<sup>3</sup>. Backrest with rigid support, 14 mm - 1/2" chipboard panel seat base. Removable cover. Tested according to ANSI/BIFMA X5.1.

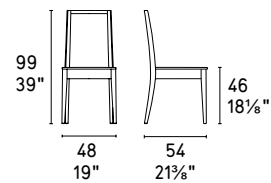


Ristorante Elliot  
Manzano (UD)  
Italy




# Cortina

## CB1280



## CB1280-J



Colori a scelta nella sezione "Finiture Materiali".  
COM\* Per consumo stoffe consultare il Listino Prezzi.  
Colour options in "Finishing Materials" section.  
COM\* For fabric consumption please consult the Price List.



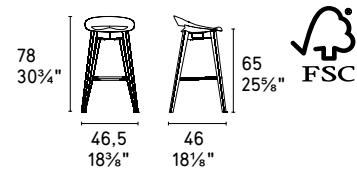
## CB1280

Sedia con struttura in massello essiccato. Seduta e schienale con imbottitura in poliuretano espanso 40 kg/m<sup>3</sup>, ad alta elasticità. Schienale con dorso in massello e pannello in particelle pressate. Supporto seduta con pannello truciolare da 14 mm. Testata secondo ANSI/BIFMA X5.1.

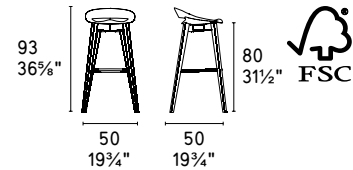
Chair with dried solid wood frame. Seat and backrest upholstered with highly elastic expanded PU foam 40 kg/m<sup>3</sup> - 2.50 lb/ft<sup>3</sup>. Backrest with solid wood on the back and rigid support. 14 mm - 1/2" chipboard panel seat base. Tested according to ANSI/BIFMA X5.1.

# Cosmopolitan

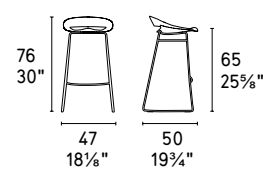
CB1939



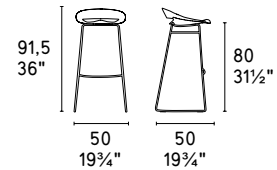
CB1940



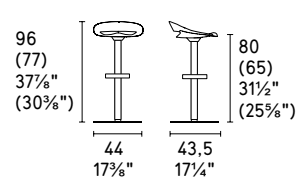
CB1941



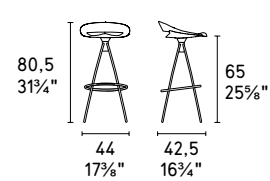
CB1942



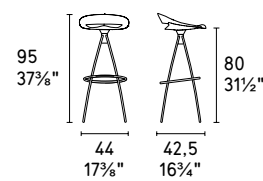
CB1943



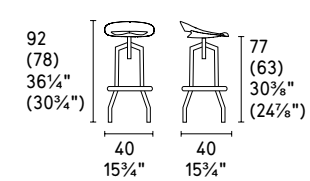
CB1945



CB1946




CB1961



CB1939 | CB1940



CB1941 | CB1942 | CB1943 | CB1945 | CB1946 | CB1961



NOTA Per le combinazioni possibili, consultare il Listino Prezzi.  
NOTE Please refer to Price List for finishes combinations.



**CB1943**


Sgabello in acciaio con alzata a gas certificata DIN 4550, colonna Ø 55 mm e poggiatesta anteriore. Base con carter metallico Ø 0,8 mm e zavorra in acciaio da 8 mm, piastra in lamiera zincata Ø 420 mm. Scocca in polipropilene completamente riciclabile, con spessore variabile 9÷12 mm e superficie gofrata. Testato secondo ANSI/BIFMA X5.1.

Steel stool with gas-lift mechanism (certified DIN 4550), Ø 55 mm - 2 1/8" pedestal base and front footrest. Base with metal cover (Ø 0.8 mm - 1/32"), 8 mm - 5/16" thick weighted steel base and galvanized sheet metal plate (Ø 420 mm - 16 1/2"). Shell made of entirely recyclable polypropylene with a textured surface and a thickness ranging 9÷12 mm (3/8÷1/2"). Tested according to ANSI/BIFMA X5.1.



CB1939  
Hs 65 cm  
Hs 25 5/8"

CB1940  
Hs 80 cm  
Hs 31 1/2"



**CB1939 | CB1940**

Sgabelli con struttura in massello essiccato. Poggiatesta perimetrale in metallo cromato. Scocca in polipropilene completamente riciclabile, con spessore variabile 9÷12 mm e superficie gofrata. Testata secondo ANSI/BIFMA X5.1.

Stool with dried solid wood frame. Chromed metal footrest. Shell made of entirely recyclable polypropylene with a textured surface and a thickness ranging 9÷12 mm (3/8÷1/2"). Tested according to ANSI/BIFMA X5.1.



CB1941  
Hs 65 cm  
Hs 25 5/8"

CB1942  
Hs 80 cm  
Hs 31 1/2"



**CB1941 | CB1942**

Sgabelli in acciaio, fusto in tondino Ø 11 mm, con struttura a slitta e rinforzi laterali e poggiatesta anteriore. Scocca in polipropilene completamente riciclabile, con spessore variabile 9÷12 mm e superficie gofrata. Piedini in polietilene. Testato secondo EN 16139.

Steel stool, Ø 11 mm - 3/8" metal-rod sled base. Reinforced sides and front footrest. Shell made of entirely recyclable polypropylene with a textured surface and a thickness ranging 9÷12 mm (3/8÷1/2"). Polyethylene feet. Tested according to EN 16139.



CB1945  
Hs 65 cm  
Hs 25 5/8"

CB1946  
Hs 80 cm  
Hs 31 1/2"



**CB /1945 | CB1946**

Sgabelli in acciaio con fusto tubolare Ø 16x2 mm con poggiatesta circolare. Scocca in polipropilene completamente riciclabile, con spessore variabile 9÷12 mm e superficie gofrata. Piedini in polietilene. Testato secondo ANSI/BIFMA X5.1.

Steel stool, Ø 16x2 mm - 5/8x1/8" metal tubing base with circular footrest. Shell made of entirely recyclable polypropylene with a textured surface and a thickness ranging 9÷12 mm (3/8÷1/2"). Polyethylene feet. Tested according to ANSI/BIFMA X5.1.



**CB1961**

Sgabello in acciaio 30x15 mm sp.1,5 mm. Poggiatesta in acciaio tubolare 20 mm sp.1,5 mm. Scocca in polipropilene completamente riciclabile, con spessore variabile 9÷12 mm e superficie gofrata. Piedini in polietilene. Testato secondo ANSI/BIFMA X5.1.

Steel stools, 30x15x1,5 mm - 1 1/8x5/8x1/8". 20 mm - 3/4", thick 1,5 mm - 1/16" thick steel footrest. Shell made of entirely recyclable polypropylene with a textured surface and a thickness ranging 9÷12 mm (3/8÷1/2"). Polyethylene feet. Tested according to ANSI/BIFMA X5.1.

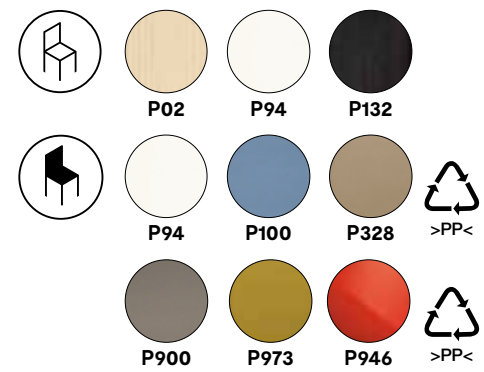
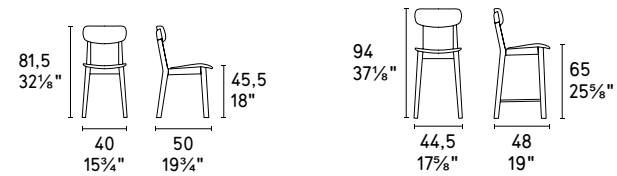
# Cream



Design: MrSmith Studio


CS1369

CS1376



NOTA Per le combinazioni possibili, consultare il Listino Prezzi.  
NOTE Please refer to Price List for finishes combinations.





Ristorante Il Gusto  
FCA Fiat  
Torino - Italy



CS1376  
Hs 65 cm  
Hs 25 3/8"



CS1376



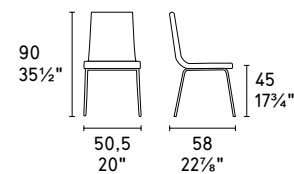
Sgabello con struttura in massello essiccato. Seduta e schienale in polipropilene di spessori variabili 10÷15 mm. Poggiatesta con supporto in metallo. Testata secondo ANSI/BIFMA X5.1.

Stool with dried solid wood frame. Seat and backrest made from polypropylene with a thickness ranging 10÷15 mm - 3/8÷5/8". Wooden footrest with metal protection. Tested according to ANSI/BIFMA X5.1.




# Cruiser


## CB1095



## CB1095-J



Colori a scelta nella sezione "Finiture Materiali".  
COM\* Per consumo stoffe consultare il Listino Prezzi.  
Colour options in "Finishing Materials" section.  
COM\* For fabric consumption please consult the Price List.



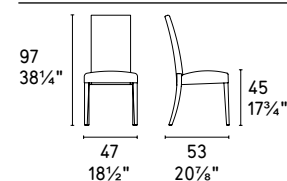
## CB1095 | CB1095-LH

Sedia in acciaio. Fusto con tubo rettangolare 30x10x2 mm a 4 gambe. Scocca in multistrato, spessore 10 mm, con imbottitura in poliuretano espanso 40 kg/m<sup>3</sup>, ad alta elasticità. Testata secondo EN 16139.

Steel chair with 4-leg base made from rectangular section metal tubing 30x10x2 mm - 1 1/8"x3/8"x1/8". 10 mm - 3/8" plywood shell upholstered with highly elastic expanded PU foam 40 kg/m<sup>3</sup> - 2.50 lb/ft<sup>3</sup>. Tested according to EN 16139.

# Denmark

## CB1243



P128



G8J



G8L

Ekos  
Similpelle  
Faux leather

## CB1243-J



Astoria



Globe



GoCouture



Scala



Solna



Fox



Metropol



COM\*



Colori a scelta nella sezione "Finiture Materiali".  
COM\* Per consumo stoffe consultare il Listino Prezzi.  
Colour options in "Finishing Materials" section.  
COM\* For fabric consumption please consult the Price List.



## CB1243

Sedia con struttura in massello essiccato. Seduta e schienale con imbottitura in poliuretano espanso 30 kg/m<sup>3</sup>, ad alta elasticità. Schienale con pannello in particelle pressate. Supporto seduta con pannello truciolare da 14 mm. Impilabile per 4 pezzi. Testata secondo EN 16139.

Chair with dried solid wood frame. Seat and backrest upholstered with highly elastic expanded PU foam 30 kg/m<sup>3</sup> - 1.87 lb/ft<sup>3</sup>. Backrest with rigid support. 14 mm - 1/2" chipboard panel seat base. Stackable up to 4 chairs high. Tested according to EN 16139.

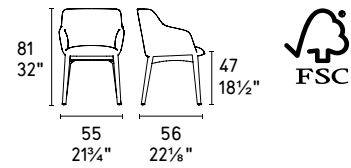


Ristorante Serendipico  
Milano - Italy  
Architect: Mauro Magnoni

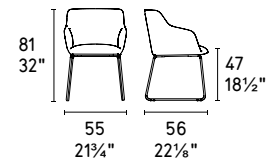
# Elle NEW

Design: E-ggs

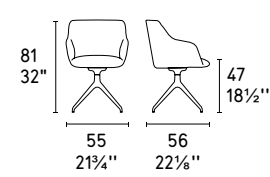
## CS2012



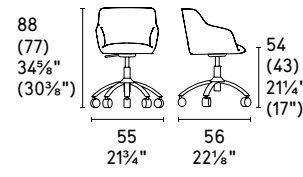
## CS2011




## CS2013



## CS2014



Colori a scelta nella sezione "Finiture Materiali".  
COM\* Per consumo stoffe consultare il Listino Prezzi.  
Colour options in "Finishing Materials" section.  
COM\* For fabric consumption please consult the Price List.



CS2011-M | CS2012-M | CS2013-M | CS2014-M

Stoffe e pelli da programma Made to Order. /  
Fabrics and leathers from the Made to Order program.

NOTA Per le combinazioni possibili, consultare il Listino Prezzi.  
NOTE Please refer to Price List for finishes combinations.







CS2011 | CS2011-SK | CS2011-M

Poltroncina con fusto a slitta in metallo verniciato. Scocca con imbottitura in poliuretano schiumato a freddo 70 kg/m<sup>3</sup>, supporto interno con gabbia metallica. Schienale e braccioli flessibili in plastica e cinghie elastiche. Piedini in nylon. Testata secondo EN 16139.

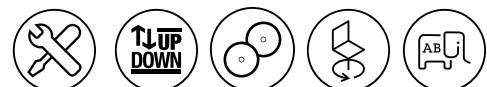
Armchair with varnished metal sled base. Inner metal structure shell upholstered with cold-foamed polyurethane (70 Kg/m<sup>3</sup> - 4,37 lb/ft<sup>3</sup>). Flexible plastic back and armrest with elastic belts. Nylon feet. Tested according to EN 16139.



CS2013 180 | CS2013-SK 180 | CS2013-M 180

Poltroncina home office con fusto a 4 razze in alluminio pressofuso, meccanismo girevole a 180° con ritorno automatico. Scocca con imbottitura in poliuretano schiumato a freddo 70 kg/m<sup>3</sup>, supporto interno con gabbia metallica. Piedini alettati in ABS nero. Testata secondo ANSI/BIFMA X5.1.

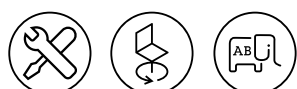
Home-office armchair with 4 star die-cast aluminium base, 180° self returning swivel shell mechanism. Inner metal structure shell upholstered with cold-foamed polyurethane (70 Kg/m<sup>3</sup> - 4,37 lb/ft<sup>3</sup>). Flexible plastic back and armrest with elastic belts. Black ABS finned feet. Tested according to ANSI/BIFMA X5.1.



CS2014 360 | CS2014-SK 360 | CS2014-M 360

Sedia home office con fusto a 5 razze in alluminio pressofuso, meccanismo girevole a 360° e alzata a gas, con ruote in gomma morbida premontate. Scocca con imbottitura in poliuretano schiumato a freddo 70 kg/m<sup>3</sup>, supporto interno con gabbia metallica. Schienale e braccioli flessibili in plastica e cinghie elastiche. Testata secondo ANSI/BIFMA X5.1.

Home-office chair with 5 star die-cast aluminium base, 360° swivel shell mechanism and gas-lift mechanism, with pre-assembled soft rubber castors. Inner metal structure shell upholstered with cold-foamed polyurethane (70 Kg/m<sup>3</sup> - 4,37 lb/ft<sup>3</sup>). Flexible plastic back and armrest with elastic belts. Tested according to ANSI/BIFMA X5.1.



CS2013 360 | CS2013-SK 360 | CS2013-M 360

Poltroncina home office con fusto a 4 razze in alluminio pressofuso, meccanismo girevole a 360°. Scocca con imbottitura in poliuretano schiumato a freddo 70 kg/m<sup>3</sup>, supporto interno con gabbia metallica. Schienale e braccioli flessibili in plastica e cinghie elastiche. Piedini alettati in ABS nero. Testata secondo ANSI/BIFMA X5.1.

Steel armchairs. Metal tubing base Ø 16x2 mm - 5/8x1/8". Tapered legs Ø Home-office armchair with 4 star die-cast aluminium base, 360° swivel shell mechanism. Inner metal structure shell upholstered with cold-foamed polyurethane (70 Kg/m<sup>3</sup> - 4,37 lb/ft<sup>3</sup>). Flexible plastic back and armrest with elastic belts. Black ABS finned feet. Tested according to ANSI/BIFMA X5.1.




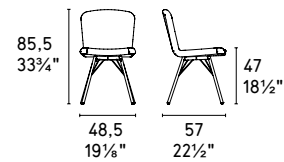
CS2012 | CS2012-SK | CS2012-M

Poltroncina con fusto in legno massello essiccato. Scocca con imbottitura in poliuretano schiumato a freddo 70 kg/m<sup>3</sup>, supporto interno con gabbia metallica. Schienale e braccioli flessibili in plastica e cinghie elastiche. Piedini in nylon. Testata secondo EN 16139.




Armchair with dried solid wood frame. Inner metal structure shell upholstered with cold-foamed polyurethane (70 Kg/m<sup>3</sup> - 4,37 lb/ft<sup>3</sup>). Flexible plastic back and armrest with elastic belts. Nylon feet. Tested according to EN 16139.

# Emma

## CB1662



## CB1662-J



## CB1662-SK

Sedia in acciaio. Fusto tubolare Ø 22x1,5 mm, con struttura a 4 gambe incrociata. Scocca con imbottitura in poliuretano espanso 40 Kg/m<sup>3</sup>, ad alta elasticità e con supporto in multistrato da 11 mm. Piedini in PVC neri. Testata secondo ANSI/BIFMA X5.1.


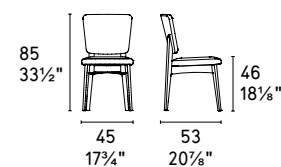
Steel chair 4-leg crossed base made from metal tubing (Ø 22x1,5 mm - 7/8x). Upholstered shell with highly elastic expanded PU foam 40 Kg/m<sup>3</sup> - 2.50 lb/ft<sup>3</sup>, and 11 mm - 3/8" plywood support panel. Black PVC feet. Tested according to ANSI/BIFMA X5.1.

NOTA Per le combinazioni possibili, consultare il Listino Prezzi.  
NOTE Please refer to Price List for finishes combinations.

# Escudo



CB1526



Colori a scelta nella sezione "Finiture Materiali".  
 COM\* Per consumo stoffe consultare il Listino Prezzi.  
 Colour options in "Finishing Materials" section.  
 COM\* For fabric consumption please consult the Price List.



NOTA Per le combinazioni possibili, consultare il Listino Prezzi.  
 NOTE Please refer to Price List for finishes combinations.





**CB1526**

Sedia con struttura in massello essiccato. Seduta e schienale con imbottitura in poliuretano espanso 40 kg/m<sup>3</sup>, ad alta elasticità. Spalliera con pannello in multistrato da 12 mm, supporto seduta con pannello in truciolare da 14 mm. Testata secondo EN 16139.

Chair with dried solid wood frame. Seat and backrest upholstered with highly elastic expanded PU foam 40 kg/m<sup>3</sup> - 2.50 lb/ft<sup>3</sup>. 12 mm - ½" plywood panel backrest, 14 mm - ½" chipboard panel seat base. Tested according to EN 16139.

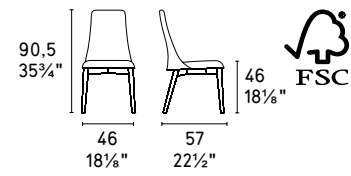


*Restaurant  
Hinkalnaya  
Moscow - Russia  
Designed by MMZ Project  
Photo Ena Spabic*

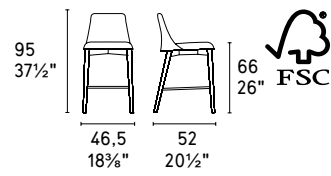
# Etoile

Design: Studio 28

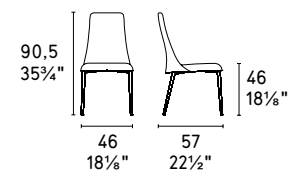
CS1423



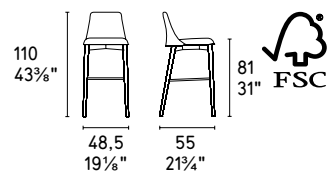
CS1801



CS1424





CS1802



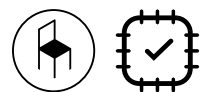
CS1423 | CS1801 | CS1802



CS1424




CS1423-M | CS1424-M  
CS1801-M | CS1802-M




Stoffe e pelli da programma Made to Order. /  
Fabrics and leathers from the Made to Order program.

CS1423-J | CS1424-J  
CS1801-J | CS1802-J



Colori a scelta nella sezione "Finiture Materiali".  
COM\* Per consumo stoffe consultare il Listino Prezzi.  
Colour options in "Finishing Materials" section.  
COM\* For fabric consumption please consult the Price List.



Cala Moresca  
Bacoli (NA) - Italy  
Architect: Francesca Maione



#### CS1423 | CS1423-LH | CS1423-M

Sedia con struttura in massello essiccato. Scocca con struttura interna in metallo, seduta e schienale con imbottitura in poliuretano schiumato a freddo, 65 kg/m<sup>3</sup>, ad alta densità. Supporto seduta con pannello in MDF. Piedini in Nylon. Testata secondo ANSI/BIFMA X5.1.


Chair with dried solid wood frame. Shell with metal core, seat and backrest upholstered with high-density cold-foamed polyurethane 65 kg/m<sup>3</sup> - 4.05 lb/ft<sup>3</sup>. MDF panel seat base. Nylon glides. Tested according to ANSI/BIFMA X5.1.



#### CS1424 | CS1424-LH | CS1424-M

Sedia in acciaio con sezione a quarto di cerchio. Scocca con struttura interna in metallo, seduta e schienale con imbottitura in poliuretano schiumato a freddo, 65 kg/m<sup>3</sup>, ad alta densità. Supporto seduta con pannello in MDF. Piedini alettati in polietilene. Testata secondo ANSI/BIFMA X5.1.

Quarter circle section steel chair. Shell with metal core, seat and backrest upholstered with high-density cold-foamed polyurethane 65 kg/m<sup>3</sup> - 4.05 lb/ft<sup>3</sup>. MDF panel seat base. Finned polyethylene feet. Tested according to ANSI/BIFMA X5.1.



*Yu Yu Restaurant - Taiwan  
Lighting Melograno Blue*



CS1801  
Hs 66 cm  
Hs 26"

CS1802  
Hs 81 cm  
Hs 32"



**CS1801-M | CS1802-M**

Sgabelli con struttura in massello essiccato. Scocca con struttura interna in metallo, seduta e schienale con imbottitura in poliuretano schiumato a freddo, 65 kg/m<sup>3</sup>, ad alta densità. Supporto seduta con pannello in MDF. Poggiapiedi in metallo. Piedini in Nylon. Testato secondo ANSI/BIFMA X5.1.

Stools with dried solid wood frame. Shell with metal core, seat and backrest upholstered with high-density cold-foamed polyurethane 65 kg/m<sup>3</sup> - 4.05 lb/ft<sup>3</sup>. MDF panel seat base. Metal footrest. Nylon glides. Tested according to ANSI/BIFMA X5.1.

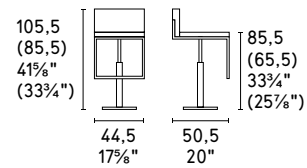


*NH Hotel de la Gare  
Bologna - Italy  
Architect: Ai progetti - Venezia*

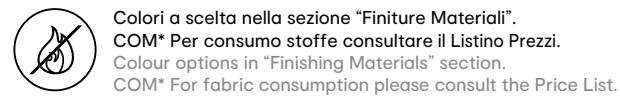

# Even Plus

Design: Stefano Cavazzana / Calligaris Studio

## CS1394-LH



## CS1394-J



## CS1394-LH

Sgabello in acciaio con alzata a gas certificata DIN 4550, colonna da 50x50x1,5 mm e poggiapiedi anteriore. Base con carter metallico Ø 0,8 mm, zavorra in acciaio da 8 mm e piastra in lamiera zincata 39x39 cm. Scocca con struttura in tubolare 15x15x2 mm con imbottitura in poliuretano espanso 30 kg/m<sup>3</sup>, ad alta elasticità. Testato secondo ANSI-BIFMA X5.1.

Steel stool with gas-lift mechanism (certified DIN 4550), 50x50x1,5 mm - Ø 2x2x $\frac{1}{16}$ " pedestal base and front footrest. Base with metal cover (Ø 0,8 - Ø  $\frac{1}{32}$ " ),  $\frac{3}{16}$ " thick weighted steel base and galvanized sheet metal plate (15x15x2 mm - 15 $\frac{1}{2}$ x15 $\frac{3}{8}$ " ). ExExA" metal tubing shell upholstered with highly elastic expanded PU foam (1.87 lb/ft<sup>3</sup>). Tested according to ANSI-BIFMA X5.1.

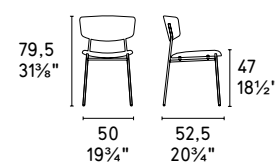




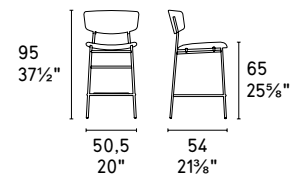
# Fifties

Design: Busetti Garuti Redaelli

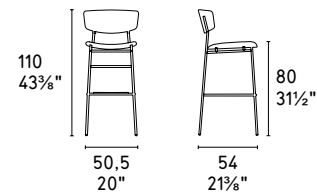
CS1854



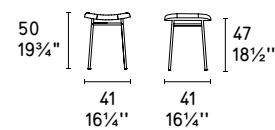
CS1864



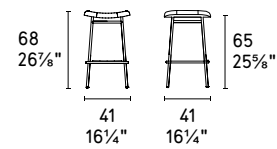
CS1865



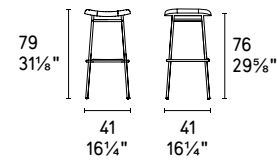
CS2005




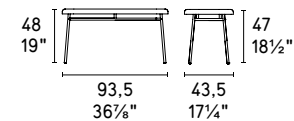
CS2006




CS2007



CS5126

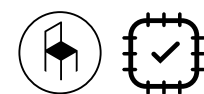


CS1854-J | CS1864-J | CS1865-J | CS5126-J  
CS2005-J | CS2006-J | CS2007-J



Colori a scelta nella sezione "Finiture Materiali".  
COM\* Per consumo stoffe consultare il Listino Prezzi.  
Colour options in "Finishing Materials" section.  
COM\* For fabric consumption please consult the Price List.

CS1854-M | CS1864-M | CS1865-M | CS5126-M  
CS2005-M | CS2006-M | CS2007-M



Stoffe e pelli da programma Made to Order. /  
Fabrics and leathers from the Made to Order program.

NOTA Per le combinazioni possibili, consultare il Listino Prezzi.  
NOTE Please refer to Price List for finishes combinations.



Ariola Vigne e Vini  
Langhirano (PR) - Italy  
Design: Mariuccia Bondavalli



Hotel NH Milano Touring  
Milano - Italy  
Architect: Caberlon & Caroppi - Milano



CS1864  
Hs 65 cm  
Hs 25 3/8"



CS1865  
Hs 80 cm  
Hs 31 1/2"



CS1854 | CS1854-LH | CS1854-V | CS1854-M

Sedia in acciaio con fusto in tubo Ø 16x2 mm. Seduta e schienale con imbottitura in poliuretano espanso, 40 Kg/m<sup>3</sup>, ad alta elasticità. Supporto schienale in multistrato da 12 mm, seduta in multistrato da 10 mm. Piedini in polietilene. Testata secondo EN 16139.

Steel chair with metal tubing base 16x2 mm - 5/8"x1/8". Seat and backrest upholstered with highly elastic expanded PU foam (40 Kg/m<sup>3</sup> - 2.50 lb/ft<sup>3</sup>). 12 mm - 1/2" plywood back panel support and 12 mm - 1/2" plywood seat panel support. Polyethylene feet. Tested according to EN 16139.

CS1864 | CS1864-LH | CS1864-V | CS1864-M  
CS1865 | CS1865-LH | CS1865-V | CS1865-M

Sgabelli in acciaio. Fusto in tubo Ø 18x1,8 mm. Seduta e schienale con imbottitura in poliuretano espanso, 40 Kg/m<sup>3</sup>, ad alta elasticità. Supporto schienale in multistrato da 12 mm, seduta in multistrato da 10 mm. Piedini in polietilene. Testata secondo EN 16139.

Steel stools Ø 18x1,8 mm - Ø 3/4"x1/8" Metal tubing base. Seat and backrest upholstered with highly elastic expanded polyurethane foam (40 Kg/m<sup>3</sup> - 2.50 lb/ft<sup>3</sup>). 12 mm - 1/2" plywood back panel support and 10 mm - 3/8" plywood seat panel support. Polyethylene feet. Tested according to EN 16139.



Nisbiki Restaurant  
Milan - Italy  
Designed by  
NAOS Design



**CS2005 | CS2005-LH | CS2005-V**

Sgabello HS 46 cm in acciaio. Fusto in tubo Ø 18x1,8 mm. Seduta con imbottitura in poliuretano espanso, 40 kg/m<sup>3</sup>, ad alta elasticità. Seduta in multistrato da 10 mm. Piedini in polietilene. Testata secondo EN 16139.

HS 46 cm 18 1/8" Steel stool. Ø 18x1,8 mm - 3/4x1/8" Metal tubing base. Seat upholstered with highly elastic expanded polyurethane foam (40 kg/m<sup>3</sup> - 2.50 lb/ft<sup>3</sup>). 10 mm - 3/8" plywood seat panel support. Polyethylene feet. Tested according to EN 16139.

**CS2006 | CS2006-LH | CS2006-V**

Sgabello HS 64 cm in acciaio. Fusto in tubo Ø 18x1,8 mm. Seduta con imbottitura in poliuretano espanso, 40 kg/m<sup>3</sup>, ad alta elasticità. Seduta in multistrato da 10 mm. Piedini in polietilene. Testata secondo EN 16139.

HS 64 cm 25 1/4" Steel stool. Ø 18x1,8 mm - 3/4x1/8" Metal tubing base. Seat upholstered with highly elastic expanded polyurethane foam (40 kg/m<sup>3</sup> - 2.50 lb/ft<sup>3</sup>). 10 mm - 3/8" plywood seat panel support. Polyethylene feet. Tested according to EN 16139.



**CS2007 | CS2007-LH | CS2007-V**

Sgabello HS 76 cm in acciaio. Fusto in tubo Ø 18x1,8 mm. Seduta con imbottitura in poliuretano espanso, 40 kg/m<sup>3</sup>, ad alta elasticità, supporto in multistrato da 10 mm. Piedini in polietilene. Testata secondo EN 16139.

HS 76 cm 29 5/8" Steel stool. Ø 18x1,8 mm - 3/4"x1/8" Metal tubing base. Seat upholstered with highly elastic expanded polyurethane foam (40 kg/m<sup>3</sup> - 2.50 lb/ft<sup>3</sup>). 10 mm - 3/8" plywood seat panel support. Polyethylene feet. Tested according to EN 16139.

**CS5126 | CS5126-LH**

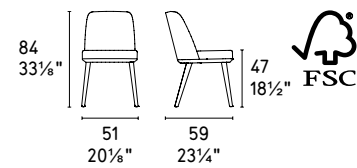
Panca HS 47 cm in acciaio. Fusto in tubo Ø 18x1,8 mm. Seduta con imbottitura in poliuretano espanso, 40 kg/m<sup>3</sup>, ad alta elasticità, supporto in multistrato da 10 mm. Piedini in polietilene. Testata secondo EN 16139.

HS 47 cm 18 1/2" Steel bench. Ø 18x1,8 mm - 3/4x1/8" Metal tubing base. Seat upholstered with highly elastic expanded polyurethane foam (40 kg/m<sup>3</sup> - 2.50 lb/ft<sup>3</sup>). 10 mm - 3/8" plywood seat panel support. Polyethylene feet. Tested according to EN 16139.

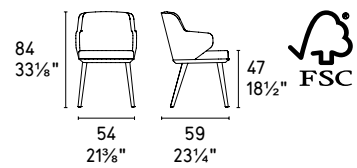
# Foyer

Design: Edi & Paolo Ciani

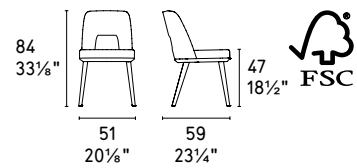
CS1888



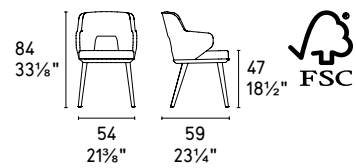
CS1889



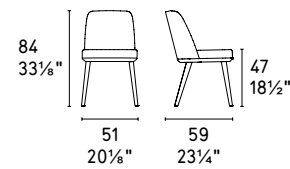
CS1899



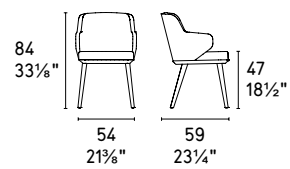
CS2000



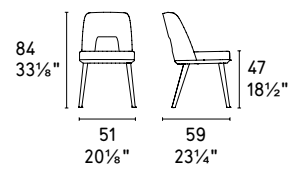
CS1896



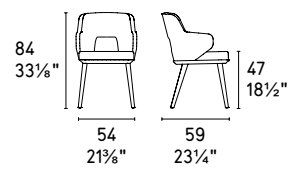
CS1898



CS1895





CS1897



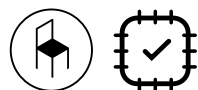
CS1888 | CS1899 | CS1889 | CS2000



CS1895 | CS1896 | CS1897 | CS1898




CS1888-M | CS1889-M | CS1899-M | CS2000-M  
CS1895-M | CS1896-M | CS1897-M | CS1898-M



Stoffe e pelli da programma Made to Order. /  
Fabrics and leathers from the Made to Order program.

CS1888-J | CS1889-J | CS1899-J | CS2000-J  
CS1895-J | CS1896-J | CS1897-J | CS1898-J



Colori a scelta nella sezione "Finiture Materiali".  
COM\* Per consumo stoffe consultare il Listino Prezzi.  
Colour options in "Finishing Materials" section.  
COM\* For fabric consumption please consult the Price List.





#### CS1895-M | CS1896 | CS1896-M

Sedie in acciaio. Fusto tubolare Ø16x2 mm. Gambe coniche Ø 30x16 mm, spessore 2 mm. Scocca con struttura interna in multistrato da 12 mm, seduta e schienale con imbottitura in poliuretano espanso, 40 kg/m<sup>3</sup>, ad alta elasticità. Supporto seduta con cinghie elastiche. Piedini in nylon. Testata secondo ANSI/BIFMA X5.1.

Steel chairs. Metal tubing base Ø 16x2 mm - 5/8x1/8". Tapered legs Ø 30x16 mm (1 1/8x5/8"), thickness 2 mm (1/8"). 12 mm -1/2" plywood inner panel, seat and backrest upholstered with highly elastic expanded polyurethane foam (40 kg/m<sup>3</sup> - 2.50 lb/ft<sup>3</sup>). Elastic seat belt base. Polyamide feet. Tested according to ANSI/BIFMA X5.1.



#### CS1897-M | CS1898 | CS1898-M

Poltroncine in acciaio. Fusto tubolare Ø16x2 mm. Gambe coniche Ø 30x16 mm, spessore 2 mm. Scocca con struttura interna in multistrato da 12 mm, seduta e schienale con imbottitura in poliuretano espanso, 40 kg/m<sup>3</sup>, ad alta elasticità. Supporto seduta con cinghie elastiche. Piedini in nylon. Testata secondo ANSI/BIFMA X5.1.

Steel armchairs. Metal tubing base Ø 16x2 mm - 5/8x1/8". Tapered legs Ø 30x16 mm (1 1/8x5/8"), thickness 2 mm (1/8"). 12 mm -1/2" plywood inner panel, seat and backrest upholstered with highly elastic expanded polyurethane foam (40 kg/m<sup>3</sup> - 2.50 lb/ft<sup>3</sup>). Elastic seat belt base. Polyamide feet. Tested according to ANSI/BIFMA X5.1.



#### CS1889 | CS1889-M | CS2000-M

Poltroncine con struttura in massello essiccato. Scocca con struttura interna in multistrato da 12 mm, seduta e schienale con imbottitura in poliuretano espanso, 40 kg/m<sup>3</sup>, ad alta elasticità. Supporto seduta con cinghie elastiche. Piedini in poliammide. Testata secondo ANSI/BIFMA X5.1.

Armchairs with dried solid wood frame. 12 mm -1/2" plywood inner panel, seat and backrest upholstered with highly elastic expanded polyurethane foam (40 kg/m<sup>3</sup> - 2.50 lb/ft<sup>3</sup>). Elastic seat belt base. Black polyamide feet. Tested according to ANSI/BIFMA X5.1.



Hotel NH Milano Touring  
Milano - Italy  
Architect: Caberlon & Caroppi - Milano



#### CS1888 | CS1888-M | CS1899-M

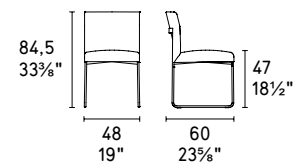
Sedie con struttura in massello essiccato. Scocca con struttura interna in multistrato da 12 mm, seduta e schienale con imbottitura in poliuretano espanso, 40 kg/m<sup>3</sup>, ad alta elasticità. Supporto seduta con cinghie elastiche. Piedini in poliammide. Testata secondo ANSI/BIFMA X5.1.

Chairs with dried solid wood frame. 12 mm -1/2" plywood inner panel, seat and backrest upholstered with highly elastic expanded polyurethane foam (40 kg/m<sup>3</sup> - 2.50 lb/ft<sup>3</sup>). Elastic seat belt base. Black polyamide feet. Tested according to ANSI/BIFMA X5.1.

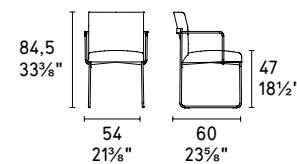
# Gala

Design: Busetti Garuti Redaelli

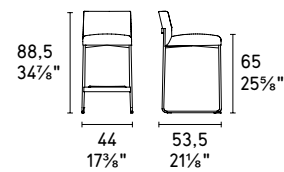
## CS1866



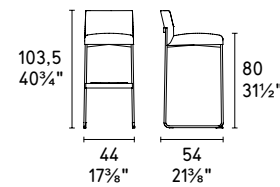
## CS1867




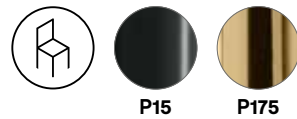
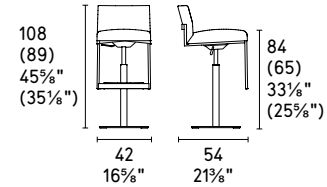
## CS1868




## CS1869



## CS1870



## CS1866-J | CS1867-J | CS1868-J CS1869-J | CS1870-J




Colori a scelta nella sezione "Finiture Materiali".  
COM\* Per consumo stoffe consultare il Listino Prezzi.  
Colour options in "Finishing Materials" section.  
COM\* For fabric consumption please consult the Price List.

CS1866-M | CS1867-M | CS1868-M  
CS1869-M | CS1870-M

Stoffe e pelli da programma Made to Order. /  
Fabrics and leathers from the Made to Order program.

NOTA Per le combinazioni possibili, consultare il Listino Prezzi.  
NOTE Please refer to Price List for finishes combinations.



Niva Fusion Sushi  
Como - Italy  
Designed by  
NAOS Design



*Niwa Fusion Sushi  
Como - Italy  
Designed by  
NAOS Design*



#### CS1866 | CS1866-M

Sedia in acciaio con fusto in tubo a slitta Ø 14x2 mm. Schienale in multistrato e sedile con struttura a cinghie elastiche. Imbottitura in poliuretano espanso 40 kg/m<sup>3</sup>, ad alta elasticità con strato di resinato morbido. Piedini in polietilene. Testata secondo ANSI/BIFMA X5.1.

Steel chair with sled base made from metal-rod tubing (Ø 14x2 mm - 1/2x1/8"). Plywood back and elastic seat belt. Seat and backrest upholstered with highly elastic expanded polyurethane foam 40 kg/m<sup>3</sup> - 2.50 lb/ft<sup>3</sup>, with one soft foam layer. Polyethylene feet. Tested according to ANSI/BIFMA X5.1.



#### CS1867 | CS1867-M

Poltroncina in acciaio con fusto in tubo a slitta Ø 14x2 mm. Schienale in multistrato e sedile con struttura a cinghie elastiche. Imbottitura in poliuretano espanso 40 kg/m<sup>3</sup>, ad alta elasticità con strato di resinato morbido. Piedini in polietilene. Testata secondo ANSI/BIFMA X5.1.

Armchair with sled base made from metal-rod tubing (Ø 14x2 mm - 1/2x1/8"). Plywood back and elastic seat belt. Seat and backrest upholstered with highly elastic expanded polyurethane foam 40 kg/m<sup>3</sup> - 2.50 lb/ft<sup>3</sup>, with one soft foam layer. Polyethylene feet. Tested according to ANSI/BIFMA X5.1.



CS1868  
Hs 65 cm  
Hs 25 1/2"

CS1869  
Hs 80 cm  
Hs 31 1/2"



#### CS1868 | CS1868-LH | CS1868-M CS1869 | CS1869-LH | CS1869-M

Sgabelli in acciaio con fusto in tubo a slitta Ø 14x2 mm. Schienale in multistrato e sedile con struttura a cinghie elastiche. Imbottitura in poliuretano espanso 40 kg/m<sup>3</sup>, ad alta elasticità con strato di resinato morbido. Piedini in polietilene. Testata secondo ANSI/BIFMA X5.1.

Steel stools with sled base made from metal-rod tubing (Ø 14x2 mm - 1/2x1/8"). Plywood back and elastic seat belt. Seat and backrest upholstered with highly elastic expanded polyurethane foam 40 kg/m<sup>3</sup> - 2.50 lb/ft<sup>3</sup>, with one soft foam layer. Polyethylene feet. Tested according to ANSI/BIFMA X5.1.



#### CS1870 | CS1870-LH | CS1870-M

Sgabello in acciaio con alzata a gas certificata DIN 4550, colonna da 50x50x1,5 mm e poggiatesta anteriore. Base con carter metallico Ø 0,8 mm, zavorra in acciaio da 8 mm e piastra in lamiera zincata 390x390 mm. Scocca con struttura in tubolare 15x15x2 mm con imbottitura in poliuretano espanso 30 Kg/m<sup>3</sup>, ad alta elasticità. Testato secondo ANSI-BIFMA X5.1.

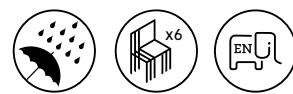
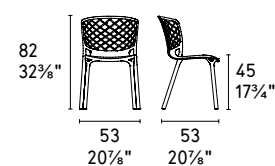
Steel stools with gas-lift mechanism (certified DIN 4550), Ø 50x50x1.5 mm - 2x2x1/8" pedestal base and front footrest. Base with metal cover Ø 0.8 mm - 1/32", 8 mm - 3/8" thick weighted steel base and galvanized metal plate 390x390 mm - 15 3/8x15 3/8". 15x15x2 mm - 3/8x3/8x1/8" metal tubing shell upholstered with highly elastic expanded polyurethane foam (30 Kg/m<sup>3</sup> / 1.87 lb/ft<sup>3</sup>). Tested according to ANSI/BIFMA X5.1.





# Gamera

CB1459



CB1459

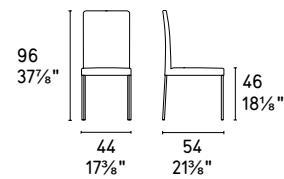
Sedia monoscocca in nylon rinforzato. Impilabile fino a 6 sedie e adatta per l'utilizzo all'esterno. Schienale ergonomico con maglie intrecciate. Piedini in PE traslucido ad alta resistenza e intercambiabili. Testata secondo EN 16139.

Monoblock reinforced nylon chair. Stackable up to 6 chairs high and suitable for outdoor use. Ergonomic woven backrest. Interchangeable and highly resistant translucent PE feet. Tested according to EN 16139.


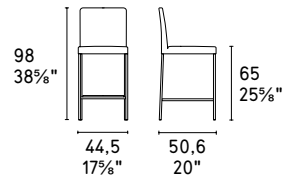


# Garda


## CB1525



## CB1688



### CB1525-J



Colori a scelta nella sezione "Finiture Materiali".  
COM\* Per consumo stoffe consultare il Listino Prezzi.  
Colour options in "Finishing Materials" section.  
COM\* For fabric consumption please consult the Price List.



### CB1525

Sedia in acciaio tubolare e fusto a sezione quadrata 20x20x1,5 mm. Supporto seduta in multistrato da 12 mm, imbottitura in poliuretano espanso 40 kg/m<sup>3</sup>, ad alta elasticità. Piedini alettati in polietilene. Testata secondo EN 16139.

Steel chair, metal square base 20x20x1.5 mm -  $\frac{3}{4} \times \frac{3}{4} \times \frac{1}{8}$ ". Seat and backrest upholstered with highly elastic expanded PU foam 40 kg/m<sup>3</sup> - 2.50 lb/ft<sup>3</sup>. 12 mm -  $\frac{1}{2}$ " plywood seat support. Finned polyethylene feet. Tested according to EN 16139.



### CB1688

Sgabello HS 65 cm in acciaio tubolare e fusto a sezione quadrata 20x20x1,5 mm. Supporto seduta in multistrato da 12 mm, imbottitura in poliuretano espanso, 40 kg/m<sup>3</sup>, ad alta elasticità. Piedini alettati in polietilene.


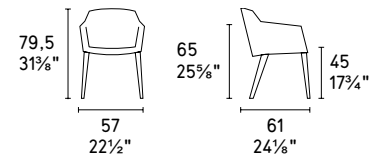
HS 65 cm - 25 5/8" steel stool, square section base (20x20x1.5 mm -  $\frac{3}{4} \times \frac{3}{4} \times \frac{1}{8}$ "). 12 mm -  $\frac{1}{2}$ " plywood panel seat support, upholstered with highly elastic expanded PU foam 40 kg/m<sup>3</sup> - 2.50 lb/ft<sup>3</sup>. Finned polyethylene feet.




NOTA Per le combinazioni possibili, consultare il Listino Prezzi.  
NOTE Please refer to Price List for finishes combinations.

# Gossip

## CB1110



## CB1110-J



Colori a scelta nella sezione "Finiture Materiali".  
COM\* Per consumo stoffe consultare il Listino  
Prezzi.  
Colour options in "Finishing Materials" section.  
COM\* For fabric consumption please consult the  
Price List.



Ristorante SopraFino  
Doha Airport - Qatar



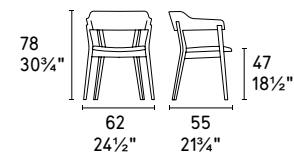
## CB1110

Poltroncina con struttura in massello essiccato. Seduta e schienale con imbottitura in poliuretano espanso 40 kg/m<sup>3</sup>, ad alta elasticità. Schienale rinforzato con pannello in particelle pressate. Supporto seduta con pannello in multistrato. Testata secondo EN 16139.

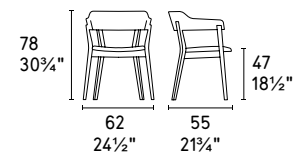
Armchair with dried solid wood frame. Seat and backrest upholstered with highly elastic expanded PU foam 40 kg/m<sup>3</sup> - 2.50 lb/ft<sup>3</sup>. Reinforced backrest with rigid support. Plywood panel seat base. Tested according to EN 16139.

# Hall

## CB1965



## CB1968-J



P128



P132



P201



G8J



G8N



G8Q

Ekos  
Similpelle  
Faux Leather

## CB1968-J



Astoria



Globe



GoCouture



Scala



Solna



Fox



Metropol



COM\*



Colori a scelta nella sezione "Finiture Materiali".  
COM\* Per consumo stoffe consultare il Listino Prezzi.  
Colour options in "Finishing Materials" section.  
COM\* For fabric consumption please consult the Price List.



NOTA Per le combinazioni possibili, consultare il Listino Prezzi.  
NOTE Please refer to Price List for finishes combinations.




NH Hotel de la Gare  
Bologna - Italy  
Architect: Ai progetti - Venezia



## CB1965

Sedia con struttura in massello essiccato. Sedile in multistrato spessore 10 mm e schienale in multistrato spessore 12 mm. Imbottitura in poliuretano espanso da 40 Kg/m<sup>3</sup>, ad alta elasticità. Piedini in poliammide. Testata secondo ANSI/BIFMA X5.1.

Chair with dried solid wood frame. 10 mm - 3/8" thick plywood seat and 12 mm - 1/2" thick plywood backrest. Shell upholstered with highly elastic expanded polyurethane foam 40 Kg/m<sup>3</sup> - 2.50 lb/ft<sup>3</sup>. Polyamide feet. Tested according to ANSI/BIFMA X5.1.



## CB1968-J


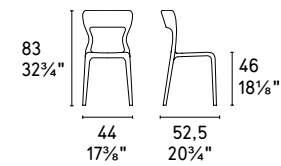
Sedia con struttura in massello essiccato. Sedile in multistrato spessore 10 mm e schienale in multistrato spessore 12 mm. Imbottitura in poliuretano espanso da 40 Kg/m<sup>3</sup>, ad alta elasticità. Piedini in poliammide. Impilabile per max 2. Testata secondo ANSI/BIFMA X5.1. Versione ignifuga omologata in Classe 1IM.

Chair with dried solid wood frame. 10 mm - 3/8" thick plywood seat and 12 mm - 1/2" thick plywood backrest. Shell upholstered with highly elastic expanded polyurethane foam 40 Kg/m<sup>3</sup> - 2.50 lb/ft<sup>3</sup>. Polyamide feet. Stackable up to 2. Tested according to ANSI/BIFMA X5.1. Flame retardant version.



# Helios


CB1312



CB1312

Sedia monoscocca in polipropilene, realizzata con tecnologia airmoulding. Impilabile fino a 6 sedie e adatta per l'utilizzo all'esterno. Piedini in PE ad alta resistenza e intercambiabili. Testata secondo ANSI/BIFMA X5.1.

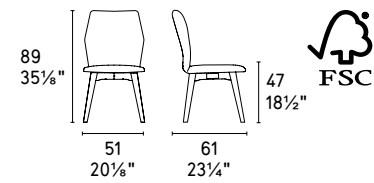
Polypropylene monoblock chair made using the airmoulding technology. Stackable up to 6 chairs high, suitable for outdoor use. Interchangeable and highly resistant PE feet. Tested according to ANSI/BIFMA X5.1.



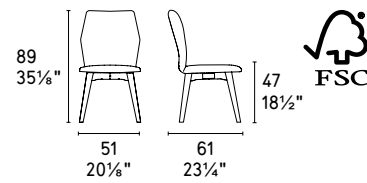
*Mulino Caffè  
Chiampo (VI) - Italy  
Contractors:  
Maculan Thiene (VI)  
Photo by Stefano Aiti*

# Hexa

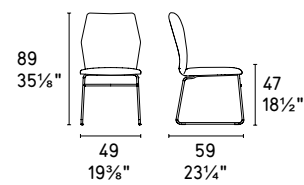
CB1936



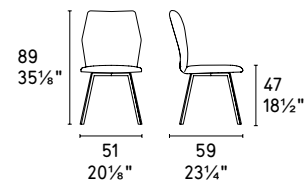
CB1937



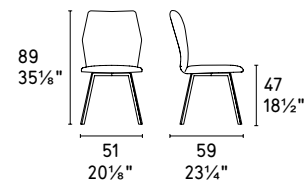
CB1934



CB1938




CB1977




CB1936 | CB1937



CB1934 | CB1977 | CB1938



CB1934-J | CB1936-J | CB1937-J | CB1938-J | CB1977-J



Colori a scelta nella sezione "Finiture Materiali".  
COM\* Per consumo stoffe consultare il Listino Prezzi.  
Colour options in "Finishing Materials" section.  
COM\* For fabric consumption please consult the Price List.

NOTA Per le combinazioni possibili, consultare il Listino Prezzi.  
NOTE Please refer to Price List for finishes combinations.



CB1938



CB1977



CB1934



CB1936



CB1937



**CB1936 | CB1936-V**

Sedia con struttura in massello essiccato con cornice perimetrale arrotondata e gamba conificata. Scocca con struttura interna in multistrato da 11 mm. Imbottitura in poliuretano espanso da 30 Kg/m<sup>3</sup>, ad alta elasticità per lo schienale. Seduta e schienale con strato di resinato morbido sopra l'imbottitura. Testata secondo EN 16139.

Chair with dried solid wood frame, rounded perimeter frame and tapered legs. Shell upholstered with highly elastic expanded polyurethane foam 30 Kg/m<sup>3</sup> - 1.87 lb/ft<sup>3</sup> on the seat; 11 mm - 1/2" thick plywood panel shell support. Seat and back upholstered with one soft foam layer. Tested according to EN 16139.

**CB1934 | CB1934-V**

Sedia in acciaio fusto tubolare Ø 14x2 mm e struttura a slitta. Scocca con struttura interna multistrato da 11 mm. Imbottitura in poliuretano espanso da 30 kg/m<sup>3</sup>, ad alta elasticità per lo schienale. Seduta e schienale con strato di resinato morbido sopra l'imbottitura. Testata secondo ANSI-BIFMA X5.1.

Steel chair with metal tubing Ø 14x2 mm - 1/2 x 1/8" sled base. 11 mm - 1/2" thick plywood panel shell support. Shell upholstered with highly elastic expanded PU foam 30 Kg/m<sup>3</sup> - 1.87 lb/ft<sup>3</sup> on the seat. Shell with one soft foam layer. Tested according to ANSI/BIFMA X5.1.

**CB1938 | CB1938-V**

Sedia in acciaio. Fusto con tubo 20x20x2 mm. Meccanismo girevole a 180° con ritorno automatico. Scocca con struttura interna in multistrato da 11 mm. Imbottitura in poliuretano espanso da 30 Kg/m<sup>3</sup>, ad alta elasticità per lo schienale. Seduta e schienale con strato di resinato morbido sopra l'imbottitura. Piedini in polietilene. Testata secondo EN 16139.

Steel chair. Base made from metal tubing 20x20x2 mm - 3/4x3/4x1/8". 180° self returning swivel shell mechanism. Shell upholstered with highly elastic expanded polyurethane foam 30 Kg/m<sup>3</sup> - 1.87 lb/ft<sup>3</sup> on the seat; 11 mm - 1/2" thick plywood panel shell support. Seat and back upholstered with one soft foam layer. Polyethylene feet. Tested according to EN 16139.

**NEW****CB1977 | CB1977-V**

Sedia in acciaio. Fusto con tubo 20x20x2 mm. Scocca con struttura interna in multistrato da 11 mm. Imbottitura in poliuretano espanso da 30 kg/m<sup>3</sup>, ad alta elasticità per lo schienale. Seduta e schienale con strato di resinato morbido sopra l'imbottitura. Testata secondo EN 16139.

Steel chair. Base made from metal tubing 20x20x2 mm - 3/4x3/4x1/8". 180° self returning swivel shell mechanism. Shell upholstered with highly elastic expanded polyurethane foam 30 kg/m<sup>3</sup> - 1.87 lb/ft<sup>3</sup> on the seat; 11 mm - 1/2" thick plywood panel shell support. Seat and back with one soft foam layer. Tested according to EN 16139.

**CB1937 | CB1937-V**

Sedia con struttura in massello essiccato con cornice perimetrale arrotondata e gamba conificata. Meccanismo girevole a 180° con ritorno automatico. Scocca con struttura interna in multistrato da 11 mm. Imbottitura in poliuretano espanso da 30 Kg/m<sup>3</sup>, ad alta elasticità per lo schienale. Seduta e schienale con strato di resinato morbido sopra l'imbottitura. Testata secondo EN 16139.

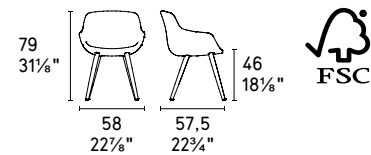
Chair with dried solid wood frame, rounded perimeter frame and tapered legs. 180° self returning swivel shell mechanism. Shell upholstered with highly elastic expanded polyurethane foam 30 Kg/m<sup>3</sup> - 1.87 lb/ft<sup>3</sup> on the seat; 11 mm - 1/2" thick plywood panel shell support. Seat and back upholstered with one soft foam layer. Tested according to EN 16139.



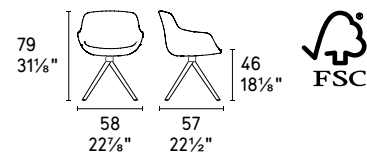
# Igloo

Design: Edi & Paolo Ciani / Calligaris Studio

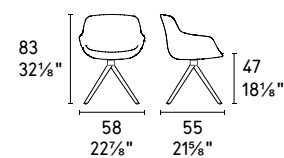
## CS1810



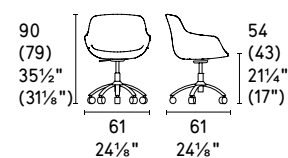
## CS1837



## CS1835 180 | CS1835 360



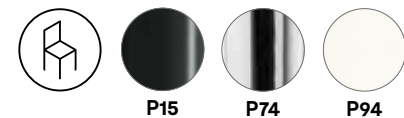
## CS1838




### CS1810 | CS1837



### CS1835 | CS1838



### CS1810-J | CS1837-J | CS1835-J 180 CS1835-J 360 | CS1838-J




Colori a scelta nella sezione "Finiture Materiali".  
COM\* Per consumo stoffe consultare il Listino Prezzi.  
Colour options in "Finishing Materials" section.  
COM\* For fabric consumption please consult the Price List.

### CS1810-M | CS1837-M | CS1835-M 180 CS1835-M 360 | CS1838-M

Stoffe e pelli da programma Made to Order. /  
Fabrics and leathers from the Made to Order program.

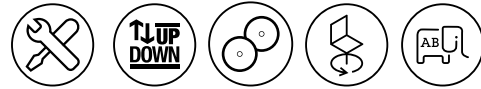
NOTA Per le combinazioni possibili, consultare il Listino Prezzi.  
NOTE Please refer to Price List for finishes combinations.



Ariola Vigne e Vini  
Langhirano (PR) - Italy  
Design: Mariuccia Bondavalli





**CS1838-M**

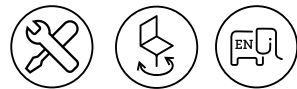
Sedia home office con fusto a 5 razze in alluminio pressofuso, meccanismo girevole a 360° e alzata a gas, con ruote in gomma morbida premontate. Scocca con imbottitura in poliuretano schiumato a freddo 65 Kg/m<sup>3</sup>, supporto interno con gabbia metallica. Testata secondo ANSI/BIFMA X5.1.

Home-office chair with 5 star die-cast aluminum base, 360° swivel shell mechanism and gas-lift mechanism, with pre-assembled soft rubber castors. Inner metal structure shell upholstered with cold-foamed polyurethane (65 Kg/m<sup>3</sup> - 4,05 lb/ft<sup>3</sup>). Tested according to ANSI/BIFMA X5.1.

**CS1810 | CS1810-SK | CS1810-M**

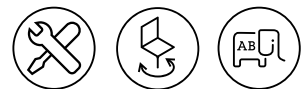
Poltroncina con gambe a sezione cilindrica conificata in massello essiccato. Scocca con imbottitura in poliuretano schiumato a freddo 65 Kg/m<sup>3</sup>, supporto interno in gabbia metallica. Piedini regolabili in Nylon. Testata secondo ANSI/BIFMA X5.1.

Armchair with 4 tapered cylindrical dried solid ash wood legs. Inner metal structure shell upholstered with cold-foamed polyurethane (65 Kg/m<sup>3</sup> - 4,05 lb/ft<sup>3</sup>). Nylon levelling feet. Tested according to ANSI/BIFMA X5.1.

**CS1837-M**

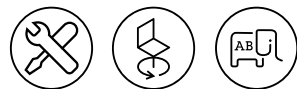
Poltroncina con gambe a sezione cilindrica conificata in massello essiccato. Meccanismo girevole a 180° con ritorno automatico. Scocca con imbottitura in poliuretano schiumato a freddo 65 Kg/m<sup>3</sup>, supporto interno con gabbia metallica. Piedini regolabili in Nylon. Testato secondo EN 16139.

Armchair with 4 tapered cylindrical dried solid wood legs. 180° self returning swivel shell mechanism. Inner metal structure shell upholstered with cold-foamed polyurethane (65 Kg/m<sup>3</sup> - 4,05 lb/ft<sup>3</sup>). Nylon levelling feet. Tested according to EN 16139.

**CS1835-M 180**

Sedia home office con fusto a 4 razze in alluminio pressofuso, meccanismo girevole a 180° con ritorno automatico. Scocca con imbottitura in poliuretano schiumato a freddo 65 Kg/m<sup>3</sup>, supporto interno con gabbia metallica. Piedini alettati in ABS nero. Testata secondo ANSI/BIFMA X5.1.

Home-office chair with 4 star die-cast aluminum base, 180° self returning swivel shell mechanism. Inner metal structure shell upholstered with cold-foamed polyurethane (65 Kg/m<sup>3</sup> - 4,05 lb/ft<sup>3</sup>). Finned ABS black feet. Tested according to ANSI/BIFMA X5.1.

**CS1835-M 360**

Sedia home office con fusto a 4 razze in alluminio pressofuso, meccanismo girevole a 360°. Scocca con imbottitura in poliuretano schiumato a freddo 65 Kg/m<sup>3</sup>, supporto interno con gabbia metallica. Piedini alettati in ABS nero. Testata secondo ANSI/BIFMA X5.1.

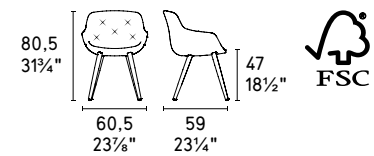
Home-office chair with 4 star die-cast aluminum base, 360° swivel shell mechanism. Inner metal structure shell upholstered with cold-foamed polyurethane (65 Kg/m<sup>3</sup> - 4,05 lb/ft<sup>3</sup>). Finned ABS black feet. Tested according to ANSI/BIFMA X5.1.



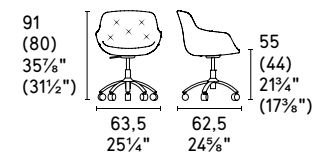
# Igloo Soft

Design: Calligaris Studio / Edi & Paolo Ciani

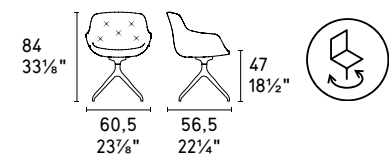
## CS1841



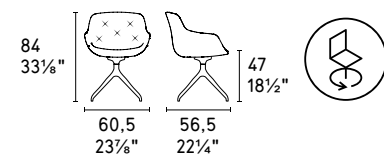
## CS1873



## CS1874 180





## CS1874 360




### CS1841



### CS1874 180 | CS1874 360 | CS1873




### CS1841-J | CS1873-J | CS1874-J 180 | CS1874-J 360



Colori a scelta nella sezione "Finiture Materiali".  
COM\* Per consumo stoffe consultare il Listino Prezzi.  
Colour options in "Finishing Materials" section.  
COM\* For fabric consumption please consult the Price List.

### CS1841-M | CS1873-M | CS1874-M 180 | CS1874-M 360

Stoffe e pelli da programma Made to Order. /  
Fabrics and leathers from the Made to Order program.



Ariola Vigne e Vini  
Langhirano (PR) - Italy  
Design: Mariuccia Bondavalli



#### CS1841 | CS1841-M | CS1841-V

Poltroncina con gambe a sezione cilindrica conificata in massello essiccato. Scocca con imbottitura in poliuretano schiumato a freddo, 65 kg/m<sup>3</sup>, supporto interno in gabbia metallica. Interno scocca con strato di resinato morbido. Piedini regolabili in Nylon. Testata secondo ANSI/BIFMA X5.1.

Armchair with 4 tapered cylindrical dried solid wood legs. Inner metal structure shell upholstered with cold-foamed polyurethane (65 Kg/m<sup>3</sup> - 4,05 lb/ft<sup>3</sup>). Internal shell with one soft foam layer. Nylon levelling feet. Tested according to ANSI/BIFMA X5.1.



#### CS1874-M 180

Sedia home office con fusto a 4 razze in alluminio pressofuso, meccanismo girevole a 180° con ritorno automatico. Scocca con imbottitura in poliuretano schiumato a freddo 65 Kg/m<sup>3</sup>, supporto interno con gabbia metallica. Piedini alettati in ABS nero. Testata secondo ANSI/BIFMA X5.1.

Home-office chair with 4 star die-cast aluminum base, 180° self returning swivel shell mechanism. Inner metal structure shell upholstered with cold-foamed polyurethane (65 Kg/m<sup>3</sup> - 4,05 lb/ft<sup>3</sup>). Finned ABS black feet. Tested according to ANSI/BIFMA X5.1.



#### CS1873-M

Sedia home office con fusto a 5 razze in alluminio pressofuso, meccanismo girevole a 360° e alzata a gas, con ruote in gomma morbida premontate. Scocca con imbottitura in poliuretano schiumato a freddo 65 Kg/m<sup>3</sup>, supporto interno con gabbia metallica. Testata secondo ANSI/BIFMA X5.1.

Home-office chair with 5 star die-cast aluminum base, 360° swivel shell mechanism and gas-lift mechanism, with pre-assembled soft rubber castors. Inner metal structure shell upholstered with cold-foamed polyurethane (65 Kg/m<sup>3</sup> - 4,05 lb/ft<sup>3</sup>). Tested according to ANSI/BIFMA X5.1.



#### CS1874-M 360

Sedia home office con fusto a 4 razze in alluminio pressofuso, meccanismo girevole a 360°. Scocca con imbottitura in poliuretano schiumato a freddo 65 Kg/m<sup>3</sup>, supporto interno con gabbia metallica. Piedini alettati in ABS nero. Testata secondo ANSI/BIFMA X5.1.

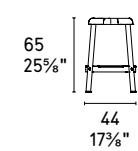
Home-office chair with 4 star die-cast aluminum base, 360° swivel shell mechanism. Inner metal structure shell upholstered with cold-foamed polyurethane (65 Kg/m<sup>3</sup> - 4,05 lb/ft<sup>3</sup>). Finned ABS black feet. Tested according to ANSI/BIFMA X5.1.




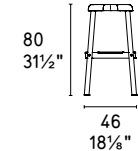
*Locanda Castello di Buttrio  
Buttrio (Udine) - Italy*

# Industrial

CB1957



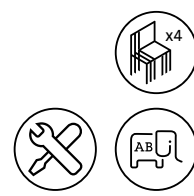
CB1958



CB1957  
Hs 65 cm  
Hs 25 5/8"



CB1958  
Hs 80 cm  
Hs 31 1/2"



## CB1957 | CB1958

Sgabelli in acciaio sezione 50x10 mm sp. 1,2 mm. Seduta in acciaio sp. 4 mm. Poggiatesta in acciaio sp.4 mm con battitacco sp. 2,5 in nylon. Piedini in polietilene. Impilabile fino a 4 pezzi. Testato secondo ANSI/ BIFMA X5.1.


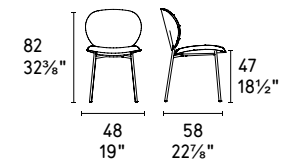
Steel stool with 50x10 mm- 2"x3/8" section frame, thickness 1,2 mm - 1/16". 4 mm - 1/8" thickness steel seat. 4 mm - 1/8" thickness footrest with nylon protection. Polyethylene feet. Stackable up to 4 pieces. Tested according to ANSI/BIFMA X5.1.



# Inès NEW

Design: Busetti Garuti Redaelli

CS2004



Colori a scelta nella sezione "Finiture Materiali".  
COM\* Per consumo stoffe consultare il Listino Prezzi.  
Colour options in "Finishing Materials" section.  
COM\* For fabric consumption please consult the Price List.

CS2004-M  
Stoffe e pelli da programma Made to Order. /  
Fabrics and leathers from the Made to Order program.





#### C2004 | C2004-V | C2004-M

Sedia in acciaio. Fusto in tubo Ø 18x2 mm. Seduta e schienale con imbottitura in poliuretano espanso, 40 kg/m<sup>3</sup>, ad alta elasticità. Supporto schienale in multistrato da 12 mm, seduta in multistrato da 10 mm. Piedini in polietilene. Testata secondo EN 16139.

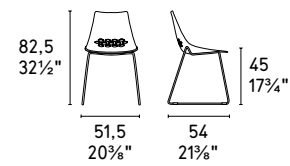
Steel chair with metal tubing base Ø 18x2 mm - 5/8". Seat and backrest upholstered with highly elastic expanded polyurethane foam 40 kg/m<sup>3</sup> - 2.50 lb/ft<sup>3</sup>. 12 mm - 1/2" thick plywood panel backrest and 10 mm - 3/8" thick plywood panel seat for support. Transparent PE feet. Tested according to EN 16139.



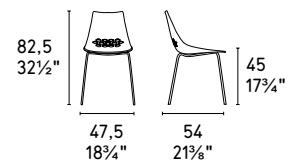
# Jam

Design: Archirivolto

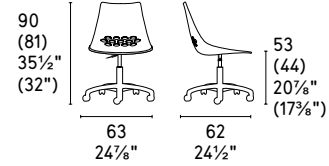
## CB1030



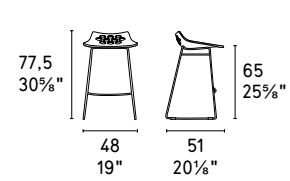
## CB1059



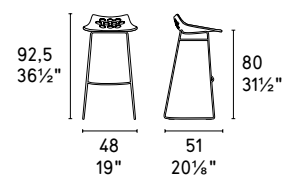
## CB623



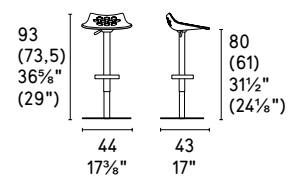
## CB1033



## CB1034



## CB1035



NOTA Per le combinazioni possibili, consultare il Listino Prezzi.  
NOTE Please refer to Price List for finishes combinations.



**CB1030**

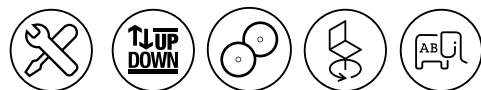
Sedia in acciaio, fusto in tondino Ø 11 mm con struttura a slitta. Scocca in ABS/PC completamente riciclabile, con spessore variabile 10÷13 mm. Superficie anteriore in tecnopolimero bianco, posteriore in tecnopolimero trasparente. Piedini in polietilene. Testata secondo EN 16139.

Steel chair. Metal-rod Ø 11 mm - 3/8" sled base. Shell made of entirely recyclable ABS/PC with a thickness ranging 10÷13 mm - 3/8±1/2". White technopolymer on the front and transparent technopolymer on the back. Polyethylene feet. Tested according to EN 16139.

**CB1059**

Sedia in acciaio, fusto tubolare Ø 16x2 mm, con struttura a 4 gambe. Scocca in ABS/PC completamente riciclabile, con spessore variabile 10÷13 mm. Superficie anteriore in tecnopolimero bianco, posteriore in tecnopolimero trasparente. Piedini alettati in polietilene. Testata secondo EN 16139.

Steel chair. 4-leg metal tubing base Ø 16x2 mm - 5/8x1/8". Shell made of entirely recyclable ABS/PC with a thickness ranging 10÷13 mm - 3/8±1/2". White technopolymer on the front and transparent technopolymer on the back. Polyethylene feet. Tested according to EN 16139.

**CB623**

Sedia home-office in acciaio, fusto a sezione ellittica con alzata a gas e base a 5 razze con ruote in gomma morbida premontate. Scocca girevole in ABS/PC completamente riciclabile, con spessore variabile 10÷13 mm. Superficie anteriore in tecnopolimero bianco, posteriore in tecnopolimero trasparente. Testata secondo ANSI/BIFMA X5.1.

Home-office steel chair, oval-section 5-star base with gas-lift mechanism, fitted with pre-assembled soft rubber castors. Swivel shell made of entirely recyclable ABS/PC with a thickness ranging 10÷13 mm - 3/8±1/2". White technopolymer on the front and transparent technopolymer on the back. Tested according to ANSI/BIFMA X5.1.



CB1033  
Hs 65 cm  
Hs 25 3/4"



CB1034  
Hs 80 cm  
Hs 31 1/2"

**CB1033 | CB1034**

Sgabelli in acciaio, fusto in tondino Ø 11 mm, con struttura a slitta e rinforzi laterali e poggiatesta anteriore. Scocca in ABS/SAN completamente riciclabile, con spessore variabile 10÷13 mm. Superficie anteriore in tecnopolimero bianco, posteriore in tecnopolimero trasparente. Piedini in polietilene. Testata secondo EN 16139.

Steel stools with metal-rod Ø 11 mm - 3/8" sled base with reinforced sides. Front footrest. Shell made of entirely recyclable ABS/SAN with a thickness ranging 10÷13 mm - 3/8±1/2". White technopolymer on the front and transparent technopolymer on the back. Polyethylene feet. Tested according to EN 16139.

**CB1035**

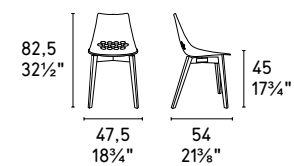
Sgabello in acciaio con alzata a gas certificata DIN 4550, colonna Ø 55 mm e poggiatesta anteriore. Base con carter metallico Ø 0,8 mm, zavorra in acciaio da 8 mm e piastra in lamiera zincata Ø 420 mm. Scocca in ABS/SAN completamente riciclabile, con spessore variabile 10÷13 mm. Superficie anteriore in tecnopolimero bianco, posteriore in tecnopolimero trasparente. Testato secondo ANSI/BIFMA X5.1.

Steel stool with gas-lift mechanism (certified DIN 4550), Ø 55 mm - 2 1/8" pedestal base and front footrest. Base with metal cover Ø 8 mm - 1/32", 8 mm - 3/8" thick weighted steel base and galvanized sheet metal plate Ø 420 mm - 16 1/2". Shell made of entirely recyclable ABS/SAN with a thickness ranging 10÷13 mm - 3/8±1/2". White technopolymer on the front and transparent technopolymer on the back. Tested according to ANSI/BIFMA X5.1.

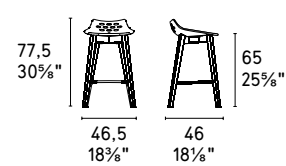
# Jam W

Design: Archirivolto / Calligaris Studio



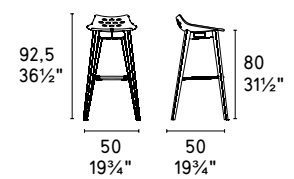
## CB1486



## CB1485



## CB1487



NOTA Per le combinazioni possibili, consultare il Listino Prezzi.  
NOTE Please refer to Price List for finishes combinations.



CB1485  
Hs 65 cm  
Hs 25 $\frac{1}{2}$ "



CB1487  
Hs 80 cm  
Hs 31 $\frac{1}{2}$ "



#### CB1486

Sedia con struttura in massello essiccato. Scocca in ABS/PC completamente riciclabile, con spessore variabile 10÷13 mm. Superficie anteriore in tecnopolimero bianco, posteriore in tecnopolimero trasparente. Testato secondo EN 16139.

Chair with dried solid wood frame. Shell made of entirely recyclable ABS/PC with a thickness ranging 10÷13 mm  $\frac{3}{8}$ ÷ $\frac{1}{2}$ ". White technopolymer on the front and transparent technopolymer on the back. Tested according to EN 16139.

#### CB1485 | CB1487

Sgabelli con struttura in massello essiccato. Poggiatesta perimetrale in metallo cromato. Scocca in ABS/SAN completamente riciclabile, con spessore variabile 10÷13 mm. Superficie anteriore in tecnopolimero bianco, posteriore in tecnopolimero trasparente. Testata secondo ANSI/BIFMA X5.1.

Stools with dried solid wood frame. Chromed metal footrest. Shell made of entirely recyclable ABS/SAN with a thickness ranging 10÷13 mm -  $\frac{3}{8}$ ÷ $\frac{1}{2}$ ". White technopolymer on the front and transparent technopolymer on the back. Tested according to ANSI/BIFMA X5.1.


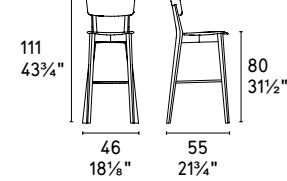
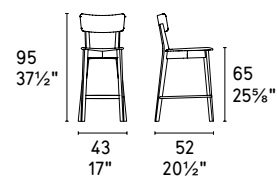
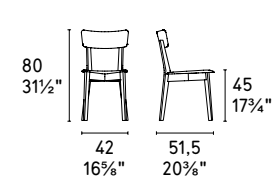


# Jelly

CB1528

CB1529

CB1540



NOTA Per le combinazioni possibili, consultare il Listino Prezzi.  
NOTE Please refer to Price List for finishes combinations.





**CB1528**

Sedia con struttura in massello essiccato. Seduta e schienale in polipropilene di spessori variabili 10÷15 mm. Fissaggio schienale con copriviti in polipropilene. Testata secondo EN 16139.

Chair with dried solid wood frame. Seat and backrest made from polypropylene with a thickness ranging 10÷13 mm  $\frac{3}{8}$ ÷ $\frac{1}{2}$ ". Backrest is fixed with polypropylene screw caps. Tested according to EN 16139.



**CB1529**  
Hs 65 cm  
Hs 25 $\frac{5}{8}$ "

**CB1540**  
Hs 80 cm  
Hs 31 $\frac{1}{2}$ "



**CB1529 | CB1540**

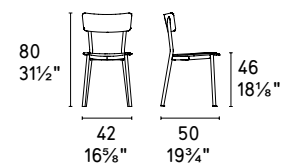
Sgabelli con struttura in massello essiccato. Seduta e schienale in polipropilene di spessori variabili 10÷15 mm. Fissaggio schienale con copriviti in polipropilene. Poggiapiedi metallico cromato. Testato secondo EN 16139.

Stools with dried solid wood frame. Seat and backrest made from polypropylene with a thickness ranging 10÷15 mm -  $\frac{3}{8}$ ÷ $\frac{1}{2}$ ". Backrest is fixed with polypropylene screw caps. Metal chromed footrest. Tested according to EN 16139.


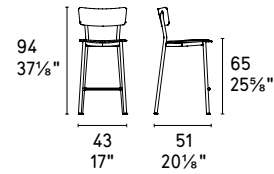


# Jelly Metal

CB1954



CB1969



NEW



CB1954

Sedia in acciaio. Fusto tubolare Ø 25x1,5 mm. Seduta e schienale in polipropilene di spessori variabili 10÷15 mm. Fissaggio schienale con copriviti in polipropilene. Piedini in polietilene. Testata secondo EN 16139.

Steel chair with Ø 25x1,5 mm - 25x1,5 mm - 3/4/1x1/2" metal tubing frame. Seat and back in polypropylene (10÷15 mm - 3/8÷1/2" thickness). Backrest is fixed with polypropylene screw caps. Polyethylene feet. Tested according to EN 16139.

CB1969

Sgabello in acciaio. Fusto tubolare Ø 25x1,5 mm. Seduta e schienale in polipropilene di spessori variabili 10÷15 mm. Fissaggio schienale con copriviti in polipropilene. Piedini in polietilene. Testata secondo EN 16139.

Steel stool with Ø 25x1,5 mm - 25x1,5 mm - 3/4/1x1/2" metal tubing frame. Seat and back in polypropylene (10÷15 mm - 3/8÷1/2" thickness). Backrest is fixed with polypropylene screw caps. Polyethylene feet. Tested according to EN 16139.


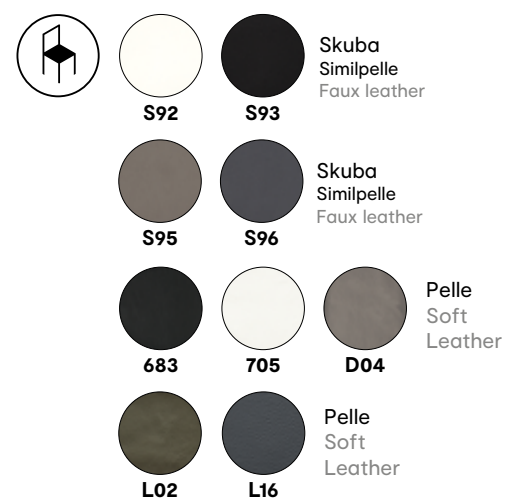
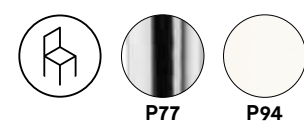
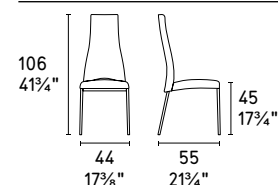
NOTA Per le combinazioni possibili, consultare il Listino Prezzi.  
NOTE Please refer to Price List for finishes combinations.



# Juliet

Design: Studio 28 / Calligaris Studio

CS1368



Colori a scelta nella sezione "Finiture Materiali".  
COM\* Per consumo stoffe consultare il Listino Prezzi.  
Colour options in "Finishing Materials" section.  
COM\* For fabric consumption please consult the Price List.



CS1368-SK | CS1368-LH

Sedia in acciaio con schienale alto. Fusto tubolare conico Ø 22x15x2,5 mm a 4 gambe. Seduta e schienale con imbottitura in poliuretano espanso 40 kg/m<sup>3</sup>, ad alta elasticità. Sedile in multistrato da 10 mm con supporto a cinghie elastiche, schienale con supporto a rete portante. Piedini alettati in polietilene. Testata secondo EN 16139.

High-backed steel chair. 4-leg tapered metal tubing base Ø 22x15x2,5 mm - 7/8x5/8x1/8". Seat and backrest upholstered with highly elastic expanded PU foam 40 kg/m<sup>3</sup> - 2.50 lb/ft<sup>3</sup>. 10 mm - 3/8" plywood seat with elastic belts, backrest with mesh for support. Finned polyethylene feet. Tested according to EN 16139.

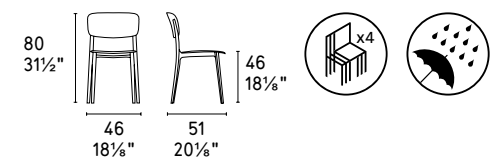


Ristorante La Sciarrera  
Bacoli (NA) - Italy  
Architects: Nunzia Baldascino & Sergio Ambrosino


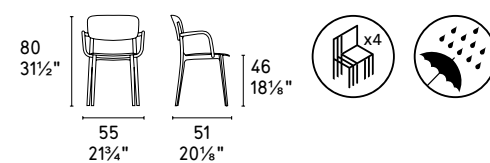
# Liberty

Design: Archirivolto

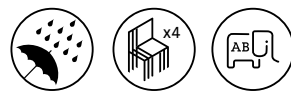

## CS1883



## CS1884

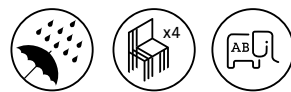




**CS1883**

Sedia monoscocca in polipropilene, realizzata con tecnologia airmoulding, impilabile fino a 4 sedie, adatta per utilizzo all'esterno. Piedini in polietilene. Testata secondo ANSI/BIFMA X5.1.

Monoblock polypropylene chair made using the airmoulding technology. Stackable up to 4 chairs high. Suitable for outdoor use. Polyethylene feet. Tested according to ANSI/BIFMA X5.1.

**CS1884**

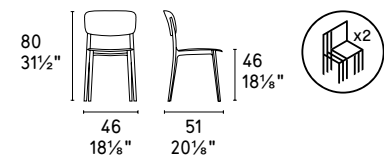
Poltroncina monoscocca in polipropilene, realizzata con tecnologia airmoulding, impilabile fino a 4 sedie, adatta per utilizzo all'esterno. Piedini in polietilene. Testata secondo ANSI/BIFMA X5.1.

Polypropylene monoblock armchair made using the airmoulding technology. Stackable up to 4 chairs high. Suitable for outdoor use. Polyethylene feet. Tested according to ANSI/BIFMA X5.1.

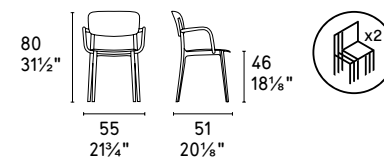
# Liberty Soft

Design: Archirivolto


## CS1883-S J



## CS1884-S J



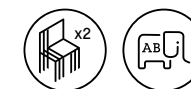
## CS1883-S J | CS1884-S J



Colori a scelta nella sezione "Finiture Materiali".  
COM\* Per consumo stoffe consultare il Listino Prezzi.  
Colour options in "Finishing Materials" section.  
COM\* For fabric consumption please consult the  
Price List.



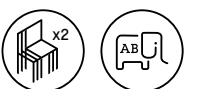
NOTA Per le combinazioni possibili, consultare il Listino Prezzi.  
NOTE Please refer to Price List for finishes combinations.



## CS1883-S J

Sedia monoscocca in polipropilene, realizzata con tecnologia airmoulding, impilabile fino a 2 sedie. Sedile tappezzato con imbottitura in poliuretano espanso da 40 kg/m<sup>3</sup>. Piedini in polietilene. Testata secondo ANSI/BIFMA X5.1. Versione ignifuga omologata in Classe 1IM.

Monoblock polypropylene chair made using the airmoulding technology. Stackable up to 2 chairs high. Seat upholstered with highly elastic expanded polyurethane foam 40 Kg/m<sup>3</sup>. Polyethylene feet. Tested according to ANSI/BIFMA X5.1. Flame retardant version.



## CS1884-S J

Poltroncina monoscocca in polipropilene, realizzata con tecnologia airmoulding, impilabile fino a 2 sedie. Sedile tappezzato con imbottitura in poliuretano espanso da 40 kg/m<sup>3</sup>. Piedini in polietilene. Testata secondo ANSI/BIFMA X5.1. Versione ignifuga omologata in Classe 1IM.



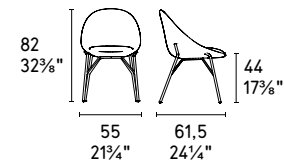
Polypropylene monoblock armchair made using the airmoulding technology. Stackable up to 2 chairs high. Seat upholstered with highly elastic expanded polyurethane foam 40 Kg/m<sup>3</sup>. Polyethylene feet. Tested according to ANSI/BIFMA X5.1. Flame retardant version.

# Lilly


NEW

Design: Archirivolto

## CS2003



## CS2003-J




Colori a scelta nella sezione "Finiture Materiali".  
COM\* Per consumo stoffe consultare il Listino Prezzi.  
Colour options in "Finishing Materials" section.  
COM\* For fabric consumption please consult the Price List.

## CS2003-M



Stoffe e pelli da programma Made to Order. /  
Fabrics and leathers from the Made to Order program.



NH Collection  
Fori Imperiali - Roma - Italy  
Architect: Bioedil Progetti - Roma



CS2003 | CS2003-V | CS2003-M

Poltroncina con fusto in metallo verniciato  $\varnothing$  18 mm, scocca in poliuretano espanso schiumato, densità 70 kg/mc, con struttura interna in metallo. Sedile con cuscino in poliuretano espanso schiumato ad alta densità 40 kg/mc. Piedini in nylon. Testata secondo EN 16139.

Armchair with  $\varnothing$  18 mm varnished metal frame. Inner metal structure shell upholstered with cold-foamed polyurethane (70 Kg/m<sup>3</sup> - 4.37 lb/ft<sup>3</sup>). Upholstered seat cushion with cold-foamed polyurethane (40 Kg/m<sup>3</sup> - 2.50 lb/ft<sup>3</sup>). Nylon feet. Tested according to EN 16139.

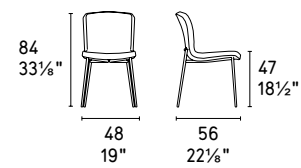


NH Collection  
Fori Imperiali - Roma - Italy  
Architect: Bioedil Progetti - Roma

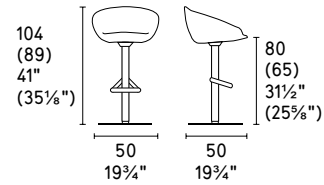
# Love

Design: Radice Orlandini

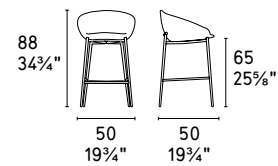
CS1885  
CS1885-A



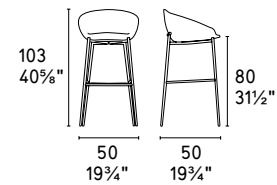
CS1891




CS1886




CS1887



CS1885 | CS1885-A | CS1886 | CS1887



CS1891




Bergen  
Tessuto  
Fabric



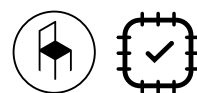
Venice  
Velluto  
Velvet

CS1885-J | CS1886-J  
CS1887-J | CS1891-J



Colori a scelta nella sezione "Finiture Materiali".  
COM\* Per consumo stoffe consultare il Listino Prezzi.  
Colour options in "Finishing Materials" section.  
COM\* For fabric consumption please consult the  
Price List.

CS1885-M | CS1886-M  
CS1887-M | CS1891-M



Stoffe e pelli da programma Made to Order. /  
Fabrics and leathers from the Made to Order program.



Spoon Sushi Fusion  
Milano - Italy  
by Naos Design Milano



Spoon Sushi Fusion  
Milano - Italy  
by Naos Design Milano



CS1885

CS1885-A



### CS1885 | CS1885-A | CS1885-M

Sedia con fusto in tubo conificato Ø 20-14 spessore 2 mm. Scocca in multistrato da 10 mm con imbottitura in poliuretano espanso, 40 kg/m<sup>3</sup> ad alta elasticità. Stoffa trapuntata nella parte anteriore per CS1885-A. Piedini in Nylon. Testata secondo EN 16139.

Chair with tapered metal tubing frame Ø 20-14 - 3/4- 5/8" thick 2 mm - 1/16". 10 mm - 3/8" plywood shell upholstered in polyurethane foam highly-elastic, 40Kg/m<sup>3</sup>. Quilted upholstery on the front for CS1885-A chair version. Nylon feet. Tested according to EN 16139.



CS1886-M  
Hs 65 cm  
Hs 25 5/8"

CS1887-M  
Hs 80 cm  
Hs 31 1/2"



### CS1886-M | CS1887-M

Sgabelli con fusto in tubo conificato Ø 20-14 spessore 2 mm. Scocca con imbottitura in poliuretano espanso schiumato a freddo, 65 Kg/m<sup>3</sup>. Piedini in polietilene. Testato secondo EN 16139.

Stools with tapered metal tubing frame Ø 20-14 - 3/4- 5/8" thick 2 mm - 1/16". Shell upholstered with cold-foamed polyurethane (65 Kg/m<sup>3</sup> - 4,05 lb/ft<sup>3</sup>). Polyethylene feet. Tested according to EN 16139.



### CS1891-M

Sgabello girevole in acciaio con alzata a gas certificata DIN 4550, colonna Ø 55 mm e poggiatesta anteriore. Base con carter metallico Ø 0,8 mm, zavorra in acciaio da 8 mm e piastra in lamiera zincata Ø 420 mm. Scocca con imbottitura in poliuretano schiumato a freddo, 65 kg/m<sup>3</sup>. Testato secondo ANSI/BIFMA X5.1. Versione omologata in classe 11M.

Swivel steel stool with gas-lift mechanism (certified DIN 4550), Ø 55 mm - 2 1/8" pedestal base and front footrest. Base with metal cover Ø 0,8 mm - 1/32", 8 mm - 3/8" thick weighted steel base and galvanized metal plate Ø 420 mm - 16 1/2". Shell upholstered with cold-foamed polyurethane (65 Kg/m<sup>3</sup> - 4,05 lb/ft<sup>3</sup>). Tested according to ANSI/BIFMA X5.1. Flame retardant version.

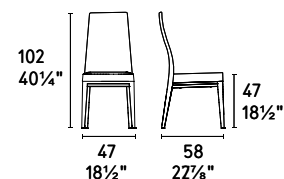


# Margot




Design: Archirivolto

CS1861



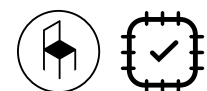
Pelle  
Soft  
Leather

CS1861-J



Colori a scelta nella sezione "Finiture Materiali".  
COM\* Per consumo stoffe consultare il Listino Prezzi.  
Colour options in "Finishing Materials" section.  
COM\* For fabric consumption please consult the Price List.

CS1861-M



Stoffe e pelli da programma Made to Order. /  
Fabrics and leathers from the Made to Order program.



CS1861-LH | CS1861-M

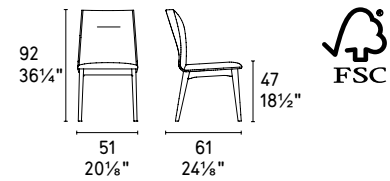
Sedia con struttura in massello essiccato. Schienale in multistrato di faggio e sedile con struttura a cinghie elastiche. Imbottitura in poliuretano espanso 40 Kg/m<sup>3</sup>, ad alta elasticità con strato di resinato morbido. Testata secondo ANSI/BIFMA X5.1.

Chair with dried solid ash wood frame. Plywood back and elastic seat belt. Seat and backrest upholstered with highly elastic expanded PU foam 40 kg/m<sup>3</sup> - 2.50 lb/ft<sup>3</sup>, with one soft foam layer. Tested according to ANSI/BIFMA X5.1.

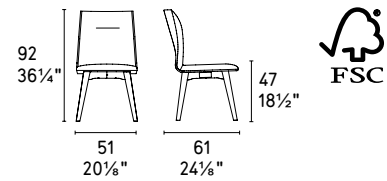
NOTA Per le combinazioni possibili, consultare il Listino Prezzi.  
NOTE Please refer to Price List for finishes combinations.

# Maya

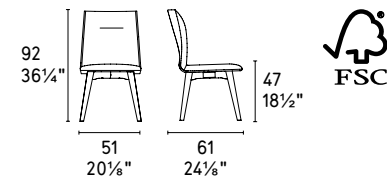
CB1914  
CB1914-V



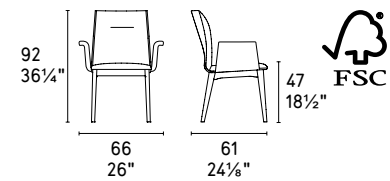
CB1919  
CB1919-V



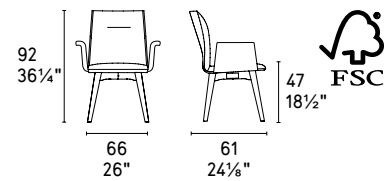
CB1926  
CB1926-V



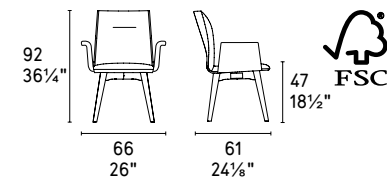
CB1928



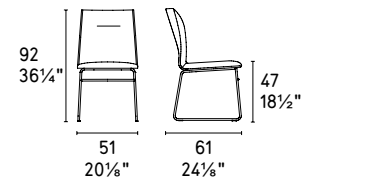
CB1931



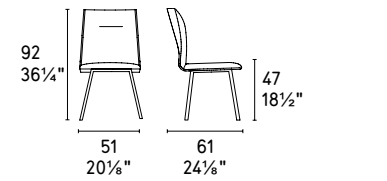
CB1932



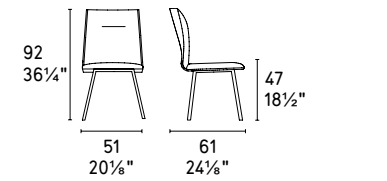
CB1913  
CB1913-V



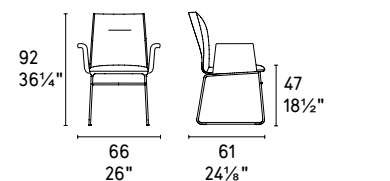
CB1927  
CB1927-V



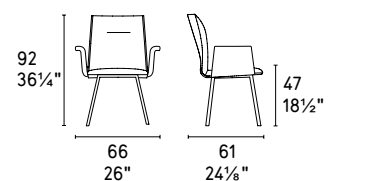
CB1976  
CB1976-V



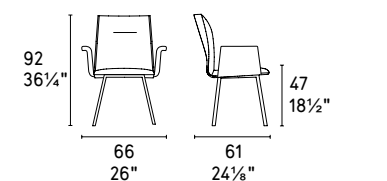
CB1929



CB1933



CB1979



CB1914 | CB1914-V | CB1919 | CB1919-V | CB1926  
CB1926-V | CB1928 | CB1931 | CB1932

P12 P15L P19W P201

CB1913 | CB1913-V | CB1927 | CB1927-V | CB1976  
CB1976-V | CB1929 | CB1933 | CB1979

P15 P16

S0F S0G S0H S0J Venice Velluto Velvet

S0K S0L Venice Velluto Velvet

S0A S0B S0C Vintage Simipelle Faux leather

CB1914-J | CB1919-J | CB1926-J | CB1928-J  
CB1931-J | CB1932-J | CB1913-J | CB1927-J  
CB1976-J | CB1929-J | CB1933-J | CB1979-J

Astoria Globe GoCouture Scala

Solna Fox Metropol COM\*

Colori a scelta nella sezione "Finiture Materiali".  
COM\* Per consumo stoffe consultare il Listino Prezzi.  
Colour options in "Finishing Materials" section.  
COM\* For fabric consumption please consult the Price List.

NOTA Per le combinazioni possibili, consultare il Listino Prezzi.  
NOTE Please refer to Price List for finishes combinations.





# Maya



CB1914



CB1919



CB1926




CB1928



CB1931



CB1932



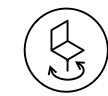
Hotel Vanvitelli  
Caserta - Italy



# Maya



CB1913



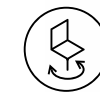
CB1927



CB1976



CB1929



CB1933



CB1979





#### CB1914 | CB1914-V

Sedia con struttura in massello essiccato, con cornice perimetrale arrotondata e gamba a sezione ellittica conificata. Seduta e schienale con imbottitura in poliuretano espanso 40 Kg/m<sup>3</sup>. Scocca in multistrato da 10 mm. Piedini in Nylon. Testata secondo EN 16139.

Chair with dried solid wood frame, rounded perimeter frame and tapered elliptical section legs. Seat and backrest upholstered with expanded polyurethane foam 40 Kg/m<sup>3</sup> with one soft foam layer. 10 mm - 1/2" plywood shell. Nylon glides. Tested according to EN 16139.



#### CB1928

Poltroncina con struttura in massello essiccato. Scocca con struttura interna in multistrato da 11 mm. Imbottitura in poliuretano espanso da 30 Kg/m<sup>3</sup>, ad alta elasticità per lo schienale. Seduta e schienale con strato di resinato morbido sopra l'imbottitura. Testata secondo EN 16139.

Armchair with dried solid wood frame. Shell upholstered with highly elastic expanded polyurethane foam 30 Kg/m<sup>3</sup> - 1.87 lb/ft<sup>3</sup> on the seat; 11 mm thick plywood panel shell support. Seat and back with one soft foam layer. Tested according to EN 16139.



#### CB1913 | CB1913-V

Sedia in acciaio con fusto tubolare a slitta Ø 11 mm. Seduta e schienale con imbottitura in poliuretano espanso 40 kg/m<sup>3</sup>. Scocca in multistrato da 10 mm. Piedini in Nylon. Testata secondo ANSI/BIFMA X5.1.

Steel chair with metal tubing Ø 11 mm - 1/2" sled base. Shell upholstered with highly elastic expanded polyurethane foam 40 Kg/m<sup>3</sup> with one soft foam layer. 10 mm - 1/2" plywood shell. Nylon feet. Tested according to ANSI/BIFMA X5.1.



#### CB1929

Poltroncina in acciaio, fusto tubolare Ø 14x2 mm e struttura a slitta. Scocca con struttura interna multistrato da 11 mm. Imbottitura in poliuretano espanso da 30 kg/m<sup>3</sup>, ad alta elasticità per lo schienale. Seduta e schienale con strato di resinato morbido sopra l'imbottitura. Piedini in polietilene. Testata secondo ANSI/BIFMA X5.1.

Armchair with metal tubing Ø 14x2 mm - 1/2x 1/8" sled base. 11 mm - 1/2" thick plywood panel shell support. Shell upholstered with highly elastic expanded polyurethane foam Kg/m<sup>3</sup> - 1.87 lb/ft<sup>3</sup> on the seat. Seat and back with one soft foam layer. Polyethylene feet. Tested according to ANSI/BIFMA X5.1.



#### CB1919 | CB1919-V

Sedia con struttura in massello essiccato con cornice perimetrale arrotondata e gamba conificata. Meccanismo girevole a 180° con ritorno automatico. Scocca con struttura interna in multistrato da 11 mm. Imbottitura in poliuretano espanso da 30 Kg/m<sup>3</sup>, ad alta elasticità per lo schienale. Seduta e schienale con strato di resinato morbido sopra l'imbottitura. Testata secondo EN 16139.


Chair with dried solid wood frame, rounded perimeter frame and tapered legs. 180° self returning swivel shell mechanism. Shell upholstered with highly elastic expanded polyurethane foam 30 Kg/m<sup>3</sup> - 1.87 lb/ft<sup>3</sup> on the seat; 11 mm - 1/2" thick plywood panel shell support. Seat and back upholstered with one soft foam layer. Tested according to EN 16139.



#### CB1932

Poltroncina con struttura in massello essiccato con cornice perimetrale arrotondata e gamba conificata. Meccanismo girevole a 180° con ritorno automatico. Scocca con struttura interna in multistrato da 11 mm. Imbottitura in poliuretano espanso da 30 Kg/m<sup>3</sup>, ad alta elasticità per lo schienale. Seduta e schienale con strato di resinato morbido sopra l'imbottitura. Testata secondo EN 16139.


Armchair with dried solid wood frame, rounded perimeter frame and tapered legs. 180° self returning swivel shell mechanism. Shell upholstered with highly elastic expanded polyurethane foam 30 Kg/m<sup>3</sup> - 1.87 lb/ft<sup>3</sup> on the seat; 11 mm - 1/2" thick plywood panel shell support. Seat and back upholstered with one soft foam layer. Tested according to EN 16139.



#### CB1927 | CB1927-V

Sedia in acciaio. Fusto con tubo Ø 20x20x2 mm. Meccanismo girevole a 180° con ritorno automatico. Scocca con struttura interna in multistrato da 11 mm. Imbottitura in poliuretano espanso da 30 kg/m<sup>3</sup>, ad alta elasticità con strato di resinato morbido. Piedini in polietilene. Testata secondo EN 16139.

Steel chair. Base made from metal tubing 20x20x2 mm - 3/4x 3/4x 1/8". 180° self returning swivel shell mechanism. Shell upholstered with highly elastic expanded polyurethane foam 30 Kg/m<sup>3</sup> - 1.87 lb/ft<sup>3</sup> on the seat; 11 mm - 1/2" thick plywood panel shell support. Seat and back with one soft foam layer. Polyethylene feet. Tested according to EN 16139.



#### CB1933

Poltroncina in acciaio. Fusto con tubo Ø 20x20x2 mm. Meccanismo girevole a 180° con ritorno automatico. Scocca con struttura interna in multistrato da 11 mm. Imbottitura in poliuretano espanso da 30 kg/m<sup>3</sup>, ad alta elasticità con strato di resinato morbido. Piedini in polietilene. Testata secondo EN 16139.

Steel armchair. Base made from metal tubing 20x20x2 mm - 3/4x 3/4x 1/8". 180° self returning swivel shell mechanism. Shell upholstered with highly elastic expanded polyurethane foam 30 Kg/m<sup>3</sup> - 1.87 lb/ft<sup>3</sup> on the seat; 11 mm - 1/2" thick plywood panel shell support. Seat and back with one soft foam layer. Polyethylene feet. Tested according to EN 16139.



#### CB1926 | CB1926-V

Sedia con struttura in massello essiccato con cornice perimetrale arrotondata e gamba a sezione conificata. Seduta e schienale con imbottitura in poliuretano espanso 40 kg/m<sup>3</sup> con strato di resinato morbido. Scocca in multistrato da 11 mm. Testata secondo EN 16139.

Chair with dried solid wood frame, rounded perimeter frame and tapered section legs. Seat and backrest upholstered with expanded polyurethane foam 40 Kg/m<sup>3</sup> with one soft foam layer. 11 mm - 1/2" plywood shell. Tested according to EN 16139.




#### CB1931

Poltroncina con struttura in massello essiccato con cornice perimetrale arrotondata e gamba a sezione conificata. Seduta e schienale con imbottitura in poliuretano espanso 30 kg/m<sup>3</sup> con strato di resinato morbido. Scocca in multistrato da 11 mm. Piedini in Nylon. Testata secondo EN 16139.

Armchair with dried solid wood frame, rounded perimeter frame and tapered section legs. Seat and backrest upholstered with expanded polyurethane foam 40 Kg/m<sup>3</sup> with one soft foam layer. 11 mm - 1/2" plywood shell. Nylon gliders. Tested according to EN 16139.



NEW




#### CB1976 | CB1976-V

Sedia in acciaio. Fusto con tubo Ø 20x20x2 mm. Scocca con struttura interna in multistrato da 11 mm. Imbottitura in poliuretano espanso da 30 kg/m<sup>3</sup>, ad alta elasticità con strato di resinato morbido. Piedini in polietilene. Testata secondo EN 16139.

Steel chair. Base made from metal tubing 20x20x2 mm - 3/4x 3/4x 1/8". Shell upholstered with highly elastic expanded polyurethane foam 30 kg/m<sup>3</sup> - 1.87 lb/ft<sup>3</sup> on the seat; 11 mm - 1/2" thick plywood panel shell support. Seat and back with one soft foam layer. Tested according to EN 16139.



NEW



#### CB1979

Poltroncina in acciaio. Fusto con tubo 20x20x2 mm. Scocca con struttura interna in multistrato da 11 mm. Imbottitura in poliuretano espanso da 30 kg/m<sup>3</sup>, ad alta elasticità per lo schienale. Seduta e schienale con strato di resinato morbido sopra l'imbottitura. Testata secondo EN 16139.

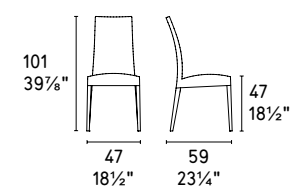
Armchair. Base made from metal tubing 20x20x2 mm - 3/4x 3/4x 1/8". Shell upholstered with highly elastic expanded polyurethane foam 30 kg/m<sup>3</sup> - 1.87 lb/ft<sup>3</sup> on the seat; 11 mm - 1/2" thick plywood panel shell support. Seat and back with one soft foam layer. Tested according to EN 16139.

# Méditerranée



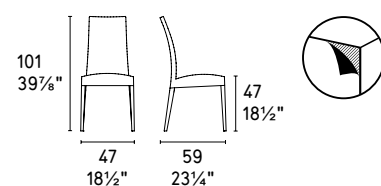


Design: Calligaris Studio


## CS1863 | CS1863-V



## CS1863-C M



## CS1863-J




## CS1863-C J




Colori a scelta nella sezione "Finiture Materiali".  
COM\* Per consumo stoffe consultare il Listino Prezzi.  
Colour options in "Finishing Materials" section.  
COM\* For fabric consumption please consult the Price List.

## CS1863-C M



NOTA Per le combinazioni possibili, consultare il Listino Prezzi.  
NOTE Please refer to Price List for finishes combinations.





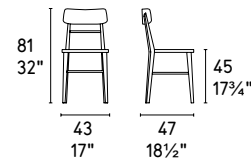
CS1863 | CS1863-V | CS1863-C M

Sedia con struttura in massello essiccato. Seduta e schienale con imbottitura in poliuretano espanso, 40 kg/m<sup>3</sup>, ad alta elasticità. Supporto seduta con cinghie elastiche. Testata secondo ANSI/BIFMA X5.1.

Chair with dried solid wood frame. Seat and backrest upholstered with highly elastic expanded polyurethane foam 40 kg/m<sup>3</sup> - 2.50 lb/ft<sup>3</sup>. Elastic seat belt base. Tested according to ANSI/BIFMA X5.1.

# Milano

CB1284



CB1284

Sedia con struttura in massello essiccato. Seduta in compensato di faggio tamburato. Schienale in massello. Tressi laterali di rinforzo. Testata secondo ANSI/BIFMA X5.1.



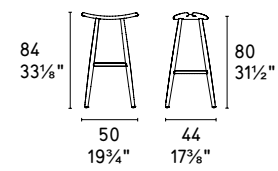
Chair with dried solid wood frame. Seat made of hollow core plywood. Solid wood backrest. Lateral stretchers. Tested according to ANSI/BIFMA X5.1.



# Mustang



CB1962



Sedile opzionale in cuio utilizzabile per lo sgabello Mustang CB1962


Optional leather seat for Mustang CB1962 stool



CB1962 | CB1962-LH

Sgabello con struttura in legno massello. Piedini regolabili in Nylon. Testato secondo ANSI/BIFMA X5.1.

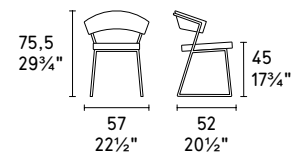
Stool with solid wood frame. Adjustable nylon feet. Tested according to ANSI/BIFMA X5.1.



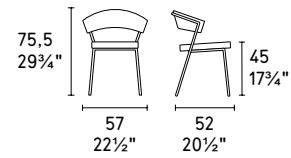
# New York

Design: Lupo design / Calligaris Studio

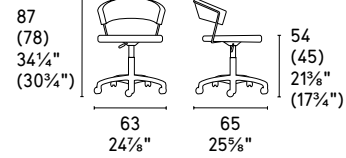
## CB1022



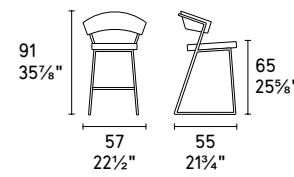
## CB1084





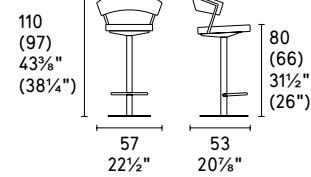
## CB624




## CB1087



## CB1088



CB1022-J | CB1084-J | CB1087-J  
CB1088-J | CB624-J



Colori a scelta nella sezione "Finiture Material".  
COM\* Per consumo stoffe consultare il Listino Prezzi.  
Colour options in "Finishing Materials" section.  
COM\* For fabric consumption please consult the Price List.



CB1022  
Slitta  
Sled base



CB1084  
4 gambe  
4-leg base



CB1087  
Sgabello fusto in metallo  
Metal counter stool



CB1088  
Sgabello a gas  
Gas-lift stool



CB624  
5 razze in alluminio  
5 star die-cast aluminium base



NOTA Per le combinazioni possibili, consultare il Listino Prezzi.  
NOTE Please refer to Price List for finishes combinations.





*Fusion Restaurant  
Aalborg  
Denmark*




**CB1022-LH | CB1022-SK | CB1022-V**

Sedia in acciaio. Fusto con tondino Ø 11 mm e struttura a slitta. Seduta e schienale con imbottitura in poliuretano espanso 40 kg/m<sup>3</sup>, ad alta elasticità e con supporto in truciolare da 10÷13 mm. Piedini in polietilene. Testata secondo EN 16139.

Steel chair. Ø 11 mm - 3/8" metal-rod sled base. Seat and backrest upholstered with highly elastic expanded PU foam 40 kg/m<sup>3</sup> - 2.50 lb/ft<sup>3</sup> and with 10÷13 mm - 3/8÷1/2" thick chipboard panel for support. Polyethylene feet. Tested according to EN 16139.


**CB1084-LH | CB1084-SK**

Sedia in acciaio. Fusto tubolare Ø 16x1,5 mm e struttura a 4 gambe. Seduta e schienale con imbottitura in poliuretano espanso 40 kg/m<sup>3</sup>, ad alta elasticità e con supporto in truciolare da 10÷13 mm. Piedini alettati in polietilene. Testata secondo EN 16139.

Steel chair. 4-leg metal tubing base Ø 16x1,5 mm - 5/8x1/8". Seat and backrest upholstered with highly elastic expanded PU foam 40 kg/m<sup>3</sup> - 2.50 lb/ft<sup>3</sup> and with 10÷13 mm - 3/8÷1/2" thick chipboard panel for support. Polyethylene feet. Tested according to EN 16139.


**CB1087-LH | CB1087-SK | CB1087-V**

Sgabello H 65 cm, in acciaio. Fusto con tondino Ø 11 mm, struttura a slitta con poggipiedi. Seduta e schienale con imbottitura in poliuretano espanso 40 kg/m<sup>3</sup>, ad alta elasticità e con supporto in truciolare da 10÷13 mm. Piedini in polietilene. Testata secondo EN 16139.

Steel stool (65 cm - 25 3/8" height). Ø 11 mm - 3/8" metal-rod sled base with footrest. Seat and backrest upholstered with highly elastic expanded PU foam 40 kg/m<sup>3</sup> - 2.50 lb/ft<sup>3</sup> and with 10÷13 mm - 3/8÷1/2" thick chipboard panel for support. Polyethylene feet. Tested according to EN 16139.


**CB1088-LH | CB1088-SK | CB1088-V**


Sgabello in acciaio con alzata a gas certificata DIN 4550, colonna Ø 55 mm e poggipiedi anteriore. Base con carter metallico Ø 0,8 mm, zavorra in acciaio da 8 mm e piastra in lamiera zincata Ø 420 mm. Seduta e schienale con imbottitura in poliuretano espanso 40 kg/m<sup>3</sup>, ad alta elasticità e con supporto in truciolare da 10÷13 mm. Testato secondo ANSI/BIFMA X5.1.

Steel stool with gas-lift mechanism (certified DIN 4550), Ø 55 mm - 2 1/8" pedestal base and front footrest. Base with metal cover Ø 0.8 mm - 1/32", 8 mm - 5/8" thick weighted steel base and galvanized sheet metal plate Ø 420 mm - 16 1/2". Seat and backrest upholstered with highly elastic expanded PU foam 40 kg/m<sup>3</sup> - 2.50 lb/ft<sup>3</sup> and with 10÷13 mm - 3/8÷1/2" thick chipboard panel for support. Tested according to ANSI/BIFMA X5.1.


**CB624-LH | CB624-SK**

Sedia home-office in acciaio, fusto a sezione ellittica con alzata a gas e base a 5 razze con ruote in gomma morbida premontate. Scocca girevole con seduta e schienale con imbottitura in poliuretano espanso 40 kg/m<sup>3</sup>, ad alta elasticità e con supporto in truciolare da 10÷13 mm. Testata secondo ANSI/BIFMA X5.1.

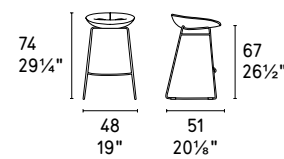
Steel chair with chrome-plated frame, oval-section 5-star base with gas-lift mechanism, fitted with pre-assembled soft rubber castors. Swivel shell with seat and backrest upholstered with highly elastic expanded PU foam 40 kg/m<sup>3</sup> - 2.50 lb/ft<sup>3</sup> and with 10÷13 mm - 3/8÷1/2" thick chipboard panel for support. Tested according to ANSI/BIFMA X5.1.



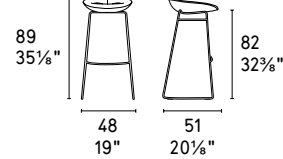
# Palm

Design: *Edi & Paolo Ciani*



CS1822




CS1823



CS1827



CS1822-J | CS1823-J | CS1827-J



Colori a scelta nella sezione "Finiture Materiali".  
COM\* Per consumo stoffe consultare il Listino Prezzi.  
Colour options in "Finishing Materials" section.  
COM\* For fabric consumption please consult the Price List.

CS1822-M | CS1823-M | CS1827-M

Stoffe e pelli da programma Made to Order. /  
Fabrics and leathers from the Made to Order program.

NOTA Per le combinazioni possibili, consultare il Listino Prezzi.  
NOTE Please refer to Price List for finishes combinations.





#### CS1827-SK | CS1827-M

Sgabello girevole in acciaio con alzata a gas certificata DIN 4550, colonna Ø 55 mm e poggipiedi anteriore. Base con carter metallico Ø 0,8 mm e zavorra in acciaio da 8 mm, piastra in lamiera zincata Ø 420 mm. Scocca con imbottitura in poliuretano schiumato a freddo 65 Kg/m<sup>3</sup>. Testato secondo ANSI/BIFMA X5.1.

Swivel steel stool with gas-lift mechanism (certified DIN 4550), Ø 55 mm - 2<sup>1</sup>/<sub>8</sub>" pedestal base and front footrest. Base with metal cover Ø 0,8 mm - 1/32", 8 mm - 3/8" thick weighted steel base and galvanized metal plate Ø 420 mm - 16<sup>1</sup>/<sub>2</sub>". Shell upholstered with cold-foamed polyurethane (65 Kg/m<sup>3</sup> - 4,05 lb/ft<sup>3</sup>). Tested according to ANSI/BIFMA X5.1.

CS1822-SK  
CS1822-M  
Hs 67 cm  
Hs 26<sup>1</sup>/<sub>2</sub>"




CS1823-SK  
CS1823-M  
Hs 82 cm  
Hs 32<sup>3</sup>/<sub>8</sub>"



#### CS1822-SK | CS1822-M | CS1823-SK | CS1823-M

Sgabelli in acciaio, fusto in tondino Ø 11 mm, con struttura a slitta, rinforzi laterali e poggipiedi anteriore. Scocca con imbottitura in poliuretano schiumato a freddo 65 kg/m<sup>3</sup>. Testati secondo EN 16139.

Steel stools, Ø 11 mm - 3/8" metal-rod sled base, reinforced sides and front footrest. Shell upholstered with cold-foamed polyurethane (65 Kg/m<sup>3</sup> - 4,05 lb/ft<sup>3</sup>). Tested according to EN 16139.

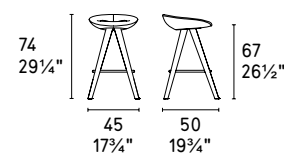


# Palm W

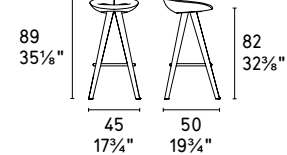


Design: *Edi & Paolo Ciani*

CS1811-SK




CS1833-SK



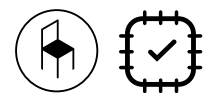
Skuba  
Similpelle  
Faux leather

CS1811-J | CS1833-J




Colori a scelta nella sezione "Finiture Materiali".  
COM\* Per consumo stoffe consultare il Listino Prezzi.  
Colour options in "Finishing Materials" section.  
COM\* For fabric consumption please consult the Price List.

CS1811-M | CS1833-M



Stoffe e pelli da programma Made to Order. /  
Fabrics and leathers from the Made to Order program.

NOTA Per le combinazioni possibili, consultare il Listino Prezzi.  
NOTE Please refer to Price List for finishes combinations.



CS1811-SK  
CS1811-M  
Hs 67 cm  
Hs 26 1/2"



CS1833-SK  
CS1833-M  
Hs 82 cm  
Hs 32 1/2"



CS1811-SK | CS1811-M | CS1833-SK | CS1833-M


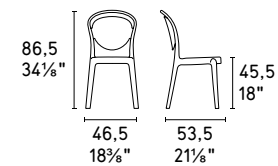
Sgabelli con struttura in massello essiccato. Poggiatesta perimetrale in metallo cromato. Scocca con imbottitura in poliuretano schiumato a freddo 65 Kg/m<sup>3</sup>. Testati secondo ANSI/BIFMA X5.1.

Stools with dried solid wood frame. Perimeter metal chromed footrest. Shell upholstered with cold-foamed polyurethane (65 Kg/m<sup>3</sup> - 4,05 lb/ft<sup>3</sup>). Tested according to ANSI BIFMA X5.1.

# Parisienne

Design: Archirivolto


CS1263



CS1263

Sedia monoscaocca con struttura scatolare in policarbonato, impilabile fino a 4 sedie. Testata secondo ANSI/BIFMA X5.1.

Monoblock chair with polycarbonate box-shaped frame. Stackable up to 4 chairs high. Tested according to ANSI/BIFMA X5.1.




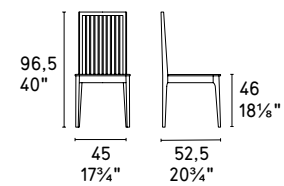
*Design: Archi Stat & Associate  
Photo: Kenji Masunaga  
Project: GAT (TOKYO GINZA)*



# Philadelphia



## CB1060



## CB1060

Sedia con struttura in massello essiccato. Seduta con imbottitura in poliuretano espanso 40 kg/m<sup>3</sup>, ad alta elasticità. Schienale con doghe verticali in massello. Supporto seduta con pannello truciolare da 14 mm. Testata secondo EN 16139.

Chair with dried solid wood frame. Seat upholstered with highly elastic expanded PU foam 40 kg/m<sup>3</sup> - 2.50 lb/ft<sup>3</sup>. Backrest featuring solid wood vertical slats. Seat base with 14 mm - 1/2" thick chipboard panel. Tested according to EN 16139.

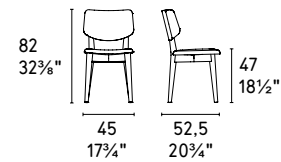





# Robin



## CB1530



## CB1530-J



Colori a scelta nella sezione "Finiture Materiali".  
COM\* Per consumo stoffe consultare il Listino Prezzi.  
Colour options in "Finishing Materials" section.  
COM\* For fabric consumption please consult the Price List.



NOTA Per le combinazioni possibili, consultare il Listino Prezzi.  
NOTE Please refer to Price List for finishes combinations.



Omega SPA & Wellness  
Soesterberg (NL)  
Architect: Helge Van Leeuwen




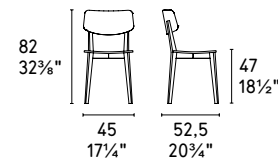
## CB1530

Sedia con struttura a crociera in massello essiccato. Seduta in MDF da 10 mm, schienale in multistrato da 12 mm. Imbottitura in poliuretano espanso 30-40 kg/m<sup>3</sup>, ad alta elasticità. Testata secondo EN 16139.

Chair with cross-shaped dried solid wood frame. 10 mm - 3/8" thick MDF seat, 12 mm - 1/2" thick plywood backrest. Upholstery with highly elastic expanded PU foam 30-40 kg/m<sup>3</sup> - 1.87-2.50 lb/ft<sup>3</sup>. Tested according to EN 16139.

# Robinson

CB1436




CB1436

Sedia con struttura a crociera in massello essiccato. Seduta in multistrato da 10 mm. Schienale in multistrato da 8 mm. Testata secondo EN 16139.

Chair with cross-shaped dried solid wood frame. Seat made of 10 mm - 3/8" thick plywood 8 mm - 5/16" plywood backrest. Tested according to EN 16139.

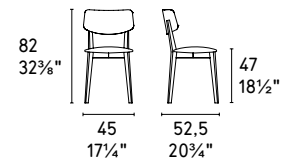
NOTA Per le combinazioni possibili, consultare il Listino Prezzi.  
NOTE Please refer to Price List for finishes combinations.




Mentelocale Bar Bistrot  
Genova - (Italy)

# Robinson Soft


## CB1436-S



## CB1436-S J



Colori a scelta nella sezione "Finiture Materiali".  
COM\* Per consumo stoffe consultare il Listino Prezzi.  
Colour options in "Finishing Materials" section.  
COM\* For fabric consumption please consult the Price List.



## CB1436-S

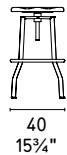
Sedia con struttura a crociera in massello essiccato. Schienale in multistrato da 12 mm. Seduta in MDF da 10 mm con imbottitura in poliuretano espanso, 30-40 Kg/m<sup>3</sup>, ad alta elasticità. Testata secondo EN 16139.

Chair with cross-shaped dried solid wood frame. 12mm - 1/2" thick plywood backrest. 10 mm - 1/2" thick MDF seat upholstery with highly elastic expanded polyurethane foam 30-40 Kg/m<sup>3</sup> -1.87-2.50 lb/ft<sup>3</sup>. Tested according to EN 16139.

# Rocket

## CB1960-W

80  
(65)  
31½"  
(25%)



## CB1960-S

81  
(66)  
32"  
(26")



P15

## CB1960-W



P15L



P19W

## CB1960-S



480

Sonor



481

Carbon  
Look



S0A



S0B



S0C

Vintage  
Simipelle  
Faux leather



## CB1960-W

Sgabello in acciaio 30x15 sp.1,5. Poggiatesta in acciaio tubolare 20 mm sp. 1,5 mm. Sedile in legno massello sp. 30 mm. Piedini in polietilene. Testata secondo ANSI/BIFMA X5.1.

Steel stools, 30x15x1,5 mm - 1½x¾x½". 20 mm - ¾", thick 1,5 mm - ⅙" thick steel footrest. 30 mm - ⅝" solid wood seat. Polyethylene feet. Tested according to ANSI/BIFMA X5.1.

## CB1960-S

Sgabello in acciaio 30x15 mm sp. 1,5 mm. Poggiatesta in acciaio tubolare 20 mm sp. 1,5 mm. Supporto seduta in multistrato sp.12 mm. Imbottitura in poliuretano espanso 40 kg/m³. Piedini in polietilene. Testata secondo ANSI/BIFMA X5.1.

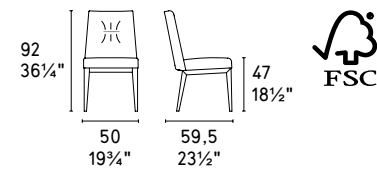
Steel stools, 30x15x1,5 mm - 1½x¾x½". 20 mm - ¾", thick 1,5 mm - ⅙" thick steel footrest. 12 mm - ½" plywood seat upholstered with highly elastic expanded polyurethane foam 40 Kg/m³ - 2.50 lb/ft³. Polyethylene feet. Tested according to ANSI/BIFMA X5.1.



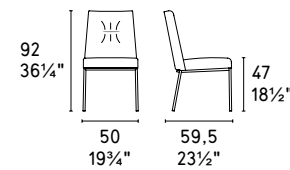
# Romy

Design: Calligaris Studio

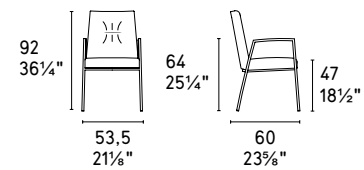
## CS1912



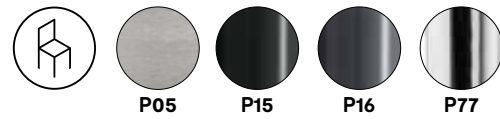
## CS1908



## CS1907




### CS1907 | CS1908



### CS1912

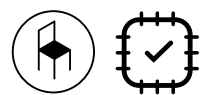


### CS1907-J | CS1908-J | CS1912-J




Colori a scelta nella sezione "Finiture Materiali".  
COM\* Per consumo stoffe consultare il Listino Prezzi.  
Colour options in "Finishing Materials" section.  
COM\* For fabric consumption please consult the Price List.

### CS1908-M | CS1912-M



Stoffe e pelli da programma Made to Order. /  
Fabrics and leathers from the Made to Order program.



NOTA Per le combinazioni possibili, consultare il Listino Prezzi.  
NOTE Please refer to Price List for finishes combinations.



## CS1912-LH | CS1912-M | CS1912-V

Sedia con struttura in massello essiccato. Scocca in legno massello e sedile con struttura a cinghie elastiche. Imbottitura in poliuretano espanso 40 kg/m<sup>3</sup>, ad alta elasticità con strato di resinato morbido. Piedini in polietilene. Testata secondo EN 16139.


Chair with dried solid wood frame. Solid wood shell and elastic seat belt. Seat and backrest upholstered with highly elastic expanded PU foam 40 Kg/m<sup>3</sup> - 2.50 lb/ft<sup>3</sup>, with one soft foam layer. Polyethylene feet. Tested according to EN 16139.



## CS1908-LH | CS1908-M | CS1908-V

Sedia in acciaio con fusto tubolare rinforzato da 20x20x1,5 mm e struttura a 4 gambe. Scocca in legno massello e sedile con struttura a cinghie elastiche. Imbottitura in poliuretano espanso 40 kg/m<sup>3</sup>, ad alta elasticità con strato di resinato morbido. Piedini in polietilene. Testata secondo EN 16139.

Steel chair with reinforced metal tubing base 20x20x1.5 mm - 3/4x3/4x1/16" and 4 legs. Solid wood shell with elastic seat belts. Seat and backrest upholstered with highly elastic expanded PU foam 40 Kg/m<sup>3</sup> - 2.50 lb/ft<sup>3</sup>, with one soft foam layer. Polyethylene feet. Tested according to EN 16139.



Radisson Blu Hotel  
Belorusskaya, Moscow



## CS1907-LH | CS1907-V

Sedia con braccioli in acciaio con fusto tubolare rinforzato da 20x20x1,5 mm e struttura a 4 gambe. Scocca in legno massello e sedile con struttura a cinghie elastiche. Imbottitura in poliuretano espanso 40 kg/m<sup>3</sup>, ad alta elasticità con strato di resinato morbido. Piedini in polietilene. Testata secondo EN 16139.



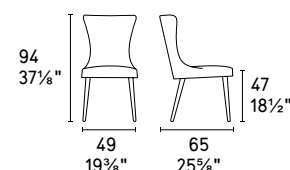
Steel chair with armrests and reinforced metal tubing base 20x20x1.5 mm - 3/4x3/4x1/16" and 4 legs. Solid wood shell with elastic seat belts. Seat and backrest upholstered with highly elastic expanded PU foam 40 Kg/m<sup>3</sup> - 2.50 lb/ft<sup>3</sup>, with one soft foam layer. Polyethylene feet. Tested according to EN 16139.

# Rosemary



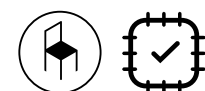
Design: Archirivolto

## CS1850



Colori a scelta nella sezione "Finiture Materiali".  
COM\* Per consumo stoffe consultare il Listino Prezzi.  
Colour options in "Finishing Materials" section.  
COM\* For fabric consumption please consult the Price List.

## CS1850-M



Stoffe e pelli da programma Made to Order. /  
Fabrics and leathers from the Made to Order program.



NOTA Per le combinazioni possibili, consultare il Listino Prezzi.  
NOTE Please refer to Price List for finishes combinations.



Hotel Cala Moresca  
Bacoli (NA) - Italy  
Architetto:  
Francesca Maione



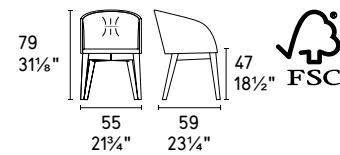
## CS1850 | CS1850-M

Poltroncina con gambe a sezione cilindrica conificata in massello essiccato. Scocca con imbottitura in poliuretano schiumato a freddo, 65 kg/m<sup>3</sup>, supporto interno in gabbia metallica. Interno scocca con strato di resinato morbido. Piedini in Nylon. Testata secondo ANSI/BIFMA X5.1.

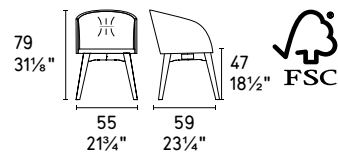
Armchair with 4 tapered cylindrical dried solid wood legs. Inner metal structure shell upholstered with cold-foamed polyurethane (65 Kg/m<sup>3</sup> - 4,05 lb/ft<sup>3</sup>), and with one soft foam layer. Nylon gliders. Tested according to ANSI/BIFMA X5.1

# Rosie Soft

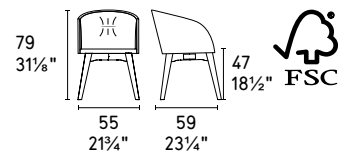
CB1910



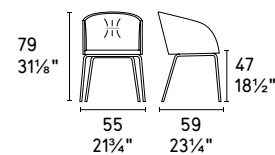
CB1922



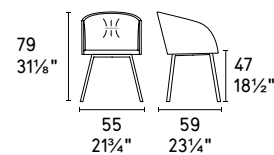
CB1923



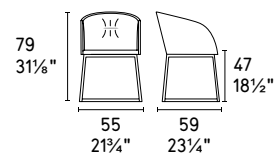
CB1901



CB1924



CB1947



CB1901 | CB1924 | CB1947



P15

CB1910 | CB1922 | CB1923



P12

P15L

P19W

P128

P132

P201

CB1901-BI | CB1924-BI | CB1947-BI  
CB1910-BI | CB1922-BI | CB1923-BI



CB1901-J | CB1924-J | CB1947-J  
CB1910-J | CB1922-J | CB1923-J




Vintage  
Similpelle  
Faux leather

Venice  
Velluto  
Velvet

Venice  
Velluto  
Velvet

Colori a scelta nella sezione "Finiture Materiali".  
COM\* Per consumo stoffe consultare il Listino Prezzi.  
Colour options in "Finishing Materials" section.  
COM\* For fabric consumption please consult the Price List.

NOTA Per le combinazioni possibili, consultare il Listino Prezzi.  
NOTE Please refer to Price List for finishes combinations.



Hotel NH RIO Novo  
Venezia - Italy  
Architect: Ai Progetti - Venezia



CB1910 | CB1910-V | CB1910-BI

Poltroncina con struttura in massello essiccato. Scocca con schienale in multistrato da 10 mm e sedile in multistrato da 12 mm, imbottitura in poliuretano espanso 40 kg/m<sup>3</sup>, ad alta elasticità, con strato di resinato morbido. Testata secondo EN 16139.

Armchair with dried solid wood frame. 10 mm - 3/8" plywood backrest and 12 mm - 1/2" plywood seat. Shell upholstered with highly elastic expanded PU foam 40 kg/m<sup>3</sup> - 2.50 lb/ft<sup>3</sup>. Shell with one soft foam layer. Tested according to EN 16139.



CB1922 | CB1922-V | CB1922-BI

Poltroncina con struttura in massello essiccato con cornice perimetrale arrotondata e gamba a sezione conifera. Scocca con schienale in multistrato da 10 mm e sedile in multistrato da 12 mm, imbottitura in poliuretano espanso 40 kg/m<sup>3</sup>, ad alta elasticità, con strato di resinato morbido. Testata secondo EN 16139.

Armchair with dried solid wood frame, rounded perimeter frame and tapered section legs. 10 mm - 3/8" plywood backrest and 12 mm - 1/2" plywood seat. Shell upholstered with highly elastic expanded PU foam 40 kg/m<sup>3</sup> - 2.50 lb/ft<sup>3</sup>. Shell with one soft foam layer. Tested according to EN 16139.



CB1923 | CB1923-V | CB1923-BI

Poltroncina con struttura in massello essiccato con cornice perimetrale arrotondata e gamba a sezione conifera. Meccanismo girevole a 180° con ritorno automatico. Scocca con schienale in multistrato da 10 mm e sedile in multistrato da 12 mm, imbottitura in poliuretano espanso 40 kg/m<sup>3</sup>, ad alta elasticità, con strato di resinato morbido. Testata secondo EN 16139.


Armchair with dried solid wood frame, rounded perimeter frame and tapered section legs. 180° self returning swivel shell mechanism. 10 mm - 3/8" plywood backrest and 12 mm - 1/2" plywood seat. Shell upholstered with highly elastic expanded PU foam 40 kg/m<sup>3</sup> - 2.50 lb/ft<sup>3</sup>. Shell with one soft foam layer. Tested according to EN 16139.



CB1924 | CB1924-V | CB1924-BI

Poltroncina con fusto tubolare da 18x2 mm e struttura a 4 gambe. Meccanismo girevole a 180° con ritorno automatico. Scocca con schienale in multistrato da 10 mm e sedile in multistrato da 12 mm, imbottitura in poliuretano espanso 40 kg/m<sup>3</sup>, ad alta elasticità, con strato di resinato morbido. Piedini in polietilene. Testata secondo EN 16139.

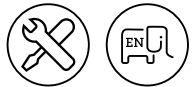
Steel armchair. 4-leg metal tubing base 18x2 mm - 3/4x1/8". 180° self returning swivel shell mechanism. 10 mm - 3/8" thick plywood shell upholstered with highly elastic expanded PU foam 40 kg/m<sup>3</sup> - 2.50 lb/ft<sup>3</sup> and one soft foam layer. 12 mm - 1/2" thick plywood seat. Polyethylene feet. Tested according to EN 16139.



CB1901 | CB1901-V | CB1901-BI

Poltroncina con fusto tubolare da 18x2 mm e struttura a 4 gambe. Scocca con schienale in multistrato da 10 mm e sedile in multistrato da 12 mm, imbottitura in poliuretano espanso 40 kg/m<sup>3</sup>, ad alta elasticità, con strato di resinato morbido. Piedini in polietilene. Testata secondo EN 16139.

Steel armchair. 4-leg metal tubing base 18x2 mm - 3/4x1/8". 10 mm - 3/8" thick plywood shell upholstered with highly elastic expanded PU foam 40 kg/m<sup>3</sup> - 2.50 lb/ft<sup>3</sup> and one soft foam layer. 12 mm - 1/2" thick plywood seat. Polyethylene feet. Tested according to EN 16139.



CB1947 | CB1947-V | CB1947-BI

Poltroncina in acciaio con fusto tubolare a slitta Ø 14x2 mm. Scocca con schienale in multistrato da 10 mm e sedile in multistrato da 12 mm, imbottitura in poliuretano espanso 40 kg/m<sup>3</sup>, ad alta elasticità, con strato di resinato morbido. Piedini in polietilene. Testata secondo EN 16139.

Steel armchair with metal tubing Ø 14x2 mm - 1/2x1/8" sled base. 10 mm - 3/8" thick plywood shell upholstered with highly elastic expanded polyurethane foam 40 Kg/m<sup>3</sup> - 2.50 lb/ft<sup>3</sup> and one soft foam layer. 12 mm - 1/2" thick plywood seat. Polyethylene feet. Tested according to EN 16139.



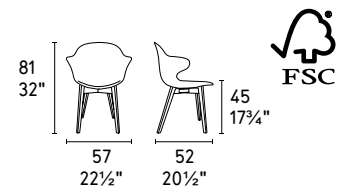
NH Collection  
Fori Imperiali - Roma - Italy  
Architect: Bioedil Progetti - Roma



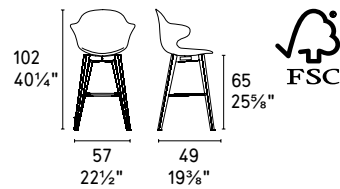
# Saint Tropez

Design: Archirivolto

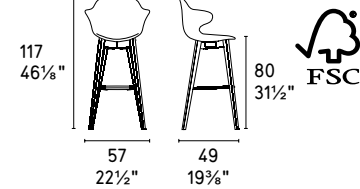
CS1855



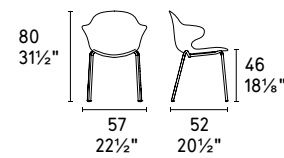
CS1881



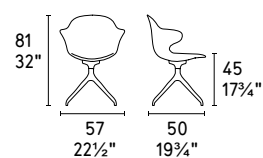
CS1882



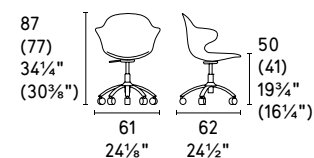
CS1845



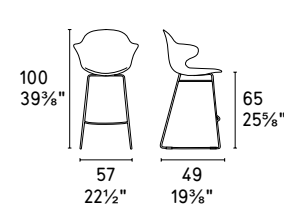
CS1858 180 | CS1858 360



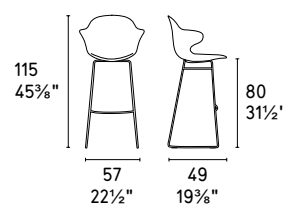
CS1859



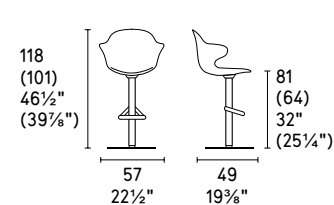
CS1879



CS1880




CS1878



CS1855 | CS1881 | CS1882



CS1845 | CS1858 180 | CS1858 360 | CS1859 | CS1879 | CS1880 | CS1878

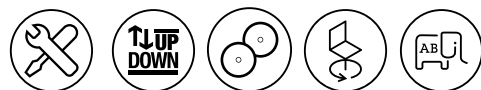


Piazza di Siena  
Roma - Italy  
SecondoMe - Roma

**CS1845**

Sedia in acciaio, fusto tubolare Ø 18x1,8 mm, con struttura a 4 gambe. Scocca in tecnopolimero policarbonato completamente riciclabile, trasparente o coprente, con spessore variabile 9÷11 mm, e superficie liscia con disegno trapuntato. Versione impilabile. Piedini alettati in polietilene. Testata secondo ANSI/BIFMA X5.1.

Steel chair 4-leg metal tubing base 8x1,8 mm - 3/4x1/8". Fully recyclable polycarbonate shell, transparent or glossy version, with a thickness ranging 9÷11 mm - 3/8"÷1/2" and surface with a relief decoration on the back side, with a quilted effect. Stackable version. Finned polyethylene feet. Tested according to ANSI/BIFMA X5.1.

**CS1858**

Sedia home office con fusto a 5 razze in alluminio pressofuso, meccanismo girevole a 360° e alzata a gas, con ruote in gomma morbida premontate. Scocca in tecnopolimero policarbonato completamente riciclabile, trasparente o coprente, con spessore variabile 9÷11mm e superficie liscia con disegno trapolyurethanentato. Piedini alettati in ABS nero. Testata secondo ANSI/BIFMA X5.1.

Home-office chair with 5 star die-cast aluminium base, 360° swivel shell mechanism and gas-lift mechanism, with pre-assembled soft rubber castors. Fully recyclable polycarbonate shell, transparent or glossy version, with a thickness ranging 9÷11 mm - 3/8"÷1/2" and surface with a relief decoration on the back side, with a quilted effect. Black ABS finned feet. Tested according to ANSI/BIFMA X5.1.

**CS1858 180 | CS1858 360**

Sedia home office con fusto a 4 razze in alluminio pressofuso, meccanismo girevole a 360° o 180° con ritorno automatico. Scocca in tecnopolimero policarbonato completamente riciclabile, trasparente o coprente, con spessore variabile 9÷11mm, e superficie liscia con disegno trapuntato. Piedini alettati in ABS nero. Testata secondo ANSI/BIFMA X5.1.

Home-office chair with 4 star die-cast aluminum base, 360° or 180° self returning swivel mechanism. Fully recyclable polycarbonate shell, transparent or glossy version, with a thickness ranging 9÷11 mm - 3/8"÷1/2" and surface with a relief decoration on the back side, with a quilted effect. Black ABS finned feet. Tested according to ANSI/BIFMA X5.1.

**CS1878**

Sgabello girevole in acciaio con alzata a gas certificata DIN 4550, colonna Ø 55 mm e poggiatesta anteriore. Base con carter metallico Ø 0,8 mm, zavorra in acciaio da 8 mm e piastra in lamiera zincata Ø 420 mm. Scocca in tecnopolimero policarbonato completamente riciclabile, trasparente o coprente, con spessore variabile 9÷11mm e superficie liscia con disegno trapolyurethanentato. Testata secondo ANSI/BIFMA X5.1.

Steel stool with gas-lift mechanism (certified DIN 4550), Ø 55 mm - 2 1/8" pedestal base and front footrest. Base with metal cover (Ø 0,8 mm - 1/32"), 8 mm - 5/16" thick weighted steel base and galvanized sheet metal plate (Ø 420 mm - 16 1/2"). Fully recyclable polycarbonate shell, transparent or glossy version, with a thickness ranging 9÷11 mm - 3/8"÷1/2" and surface with a relief decoration on the back side, with a quilted effect. Tested according to ANSI/BIFMA X5.1.



CS1879  
Hs 65 cm  
Hs 25 1/2"

CS1880  
Hs 80 cm  
Hs 31 1/2"

**CS1879 | CS1880**

Sgabello H 65 cm in acciaio, fusto in tondino Ø 11 mm, con struttura a slitta e rinforzi laterali e poggiatesta anteriore. Scocca in tecnopolimero policarbonato completamente riciclabile, trasparente o coprente, con spessore variabile 9÷11mm e superficie liscia con disegno trapolyurethanentato. Piedini in polietilene. Testato secondo EN 16139.

Steel stools Ø 11 mm - 1/2" metal-rod sled base. Reinforced sides and front footrest. Fully recyclable polycarbonate shell, transparent or glossy version, with a thickness ranging 9÷11 mm - 3/8"÷1/2" and surface with a relief decoration on the back side, with a quilted effect. Polyethylene feet. Tested according to EN 16139.





**CS1855**

Sedia con struttura in massello essiccato. Scocca in tecnopolimero policarbonato completamente riciclabile, trasparente o coprente, con spessore variabile 9÷11 mm e superficie liscia con disegno trapolyurethanentato. Testata secondo ANSI/BIFMA X5.1.

Chair with dried solid wood frame. Fully recyclable polycarbonate shell, transparent or glossy version, with a thickness ranging 9÷11 mm - 3/8"÷1/2" and surface with a relief decoration on the back side, with a quilted effect. Tested according to ANSI/BIFMA X5.1.



**CS1881**  
Hs 65 cm  
Hs 25 5/8"

**CS1882**  
Hs 80 cm  
Hs 31 1/2"

**CS1881 | CS1882**

Sgabelli con struttura in massello essiccato. Scocca in tecnopolimero policarbonato completamente riciclabile, trasparente o coprente, con spessore variabile 9÷11 mm e superficie liscia con disegno trapolyurethanentato. Poggiapiedi perimetrale in acciaio Ø 16x1,5 mm. Testato secondo ANSI/BIFMA X5.1.


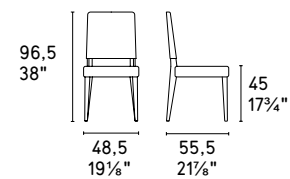
Dried solid wood frame stools. Fully recyclable polycarbonate shell, transparent or glossy version, with a thickness ranging 9÷11 mm - 3/8"÷1/2" and surface with a relief decoration on the back side, with a quilted effect. Perimetral steel footrest Ø 16x1,5 mm - 5/8x1/8". Tested according to ANSI/BIFMA X5.1.




# Sandy



## CB1260



## CB1260-J



NOTA Per le combinazioni possibili, consultare il Listino Prezzi.  
NOTE Please refer to Price List for finishes combinations.



## CB1260 | CB1260-SK

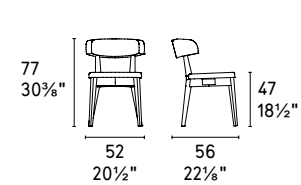
Sedia con struttura in massello essiccato. Seduta e schienale con imbottitura in poliuretano espanso 40 kg/m<sup>3</sup>, ad alta elasticità. Schienale con pannello in particelle pressate separato dalla seduta. Supporto seduta con cinghie elastiche. Testata secondo ANSI/BIFMA X5.1.

Chair with dried solid wood frame. Seat and backrest upholstered with highly elastic expanded PU foam 40 kg/m<sup>3</sup> - 2.50 lb/ft<sup>3</sup>. Backrest with rigid support. Separated from the seat. Elastic seat belt base. Tested according to ANSI/BIFMA X5.1.

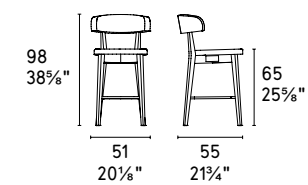
# Siren




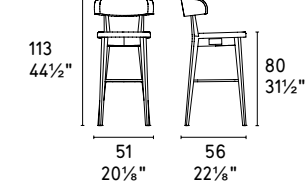
CB1536



CB1542



CB1543



Colori a scelta nella sezione "Finiture Materiali".  
COM\* Per consumo stoffe consultare il Listino Prezzi.  
Colour options in "Finishing Materials" section.  
COM\* For fabric consumption please consult the Price List.

NOTA Per le combinazioni possibili, consultare il Listino Prezzi.  
NOTE Please refer to Price List for finishes combinations.



Café Hinkalnaya - Moscow  
Architects: Maria Zhukova & Max Doroshko  
Photographer: Ena Spabic



Maison du Gourmet MARG  
Parma - Italy



CB1542  
Hs 65 cm  
Hs 25 $\frac{5}{8}$ "



CB1543  
Hs 80 cm  
Hs 31 $\frac{1}{2}$ "



### CB1536

Sedia con struttura in massello essiccato. Seduta e schienale con imbottitura in poliuretano espanso 40 kg/m<sup>3</sup>, ad alta elasticità. Spalliera con pannello in multistrato, supporto seduta con pannello in truciolare da 14 mm. Testata secondo EN 16139.

Chair with dried solid wood frame. Seat and backrest upholstered with highly elastic expanded PU foam 40 kg/m<sup>3</sup> - 2.50 lb/ft<sup>3</sup>. Plywood panel backrest, 14 mm - 1/2" thick chipboard panel seat base. Tested according to EN 16139.

### CB1542 | CB1543

Sgabelli con struttura in massello essiccato. Poggiatesta perimetrale in metallo cromato. Seduta e schienale con imbottitura in poliuretano espanso 40 kg/m<sup>3</sup>, ad alta elasticità. Spalliera con pannello in multistrato, supporto seduta con pannello in truciolare da 14 mm. Testata secondo EN 16139.

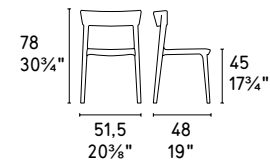
Stools with dried solid wood frame. Chromed metal footrest. Seat and backrest upholstered with highly elastic expanded PU foam 40 kg/m<sup>3</sup> - 2.50 lb/ft<sup>3</sup>. Plywood panel backrest, 14 mm - 1/2" thick chipboard panel seat base. Tested according to EN 16139.



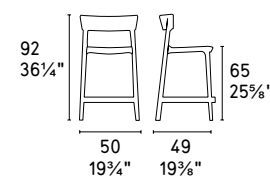
# Skin

Design: Archirivolto

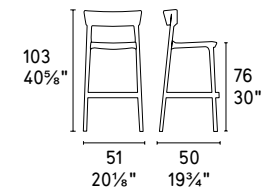
CS1391



CS1843



CS1844



P15



P94



P100



P151



>PP<



P328



P900



P946



P973



>PP<



NOTA Per le combinazioni possibili, consultare il Listino Prezzi.  
NOTE Please refer to Price List for finishes combinations.

**CS1391**

Sedia monoscocca in polipropilene, realizzata con tecnologia airmoulding, impilabile fino a 6 sedie, adatta per l'utilizzo all'esterno. Piedini in PE ad alta resistenza e intercambiabili. Testata secondo ANSI/BIFMA X5.1.

Polypropylene monoblock chair made using the airmoulding technology. Stackable up to 6 chairs high. Suitable for outdoor use. Interchangeable and highly resistant PE feet. Tested according to ANSI/BIFMA X5.1.



**CS1843**  
Hs 65 cm  
Hs 25 5/8"



**CS1844**  
Hs 76 cm  
Hs 30"

**CS1843 | CS1844**

Sgabelli monoscocca in polipropilene, realizzata con tecnologia airmoulding, impilabile max 6 pezzi e adatti per utilizzo all'esterno. Piedini in PE ad alta resistenza e intercambiabili. Testati secondo ANSI-BIFMA X5.1.

Polypropylene monoblock stools made using the airmoulding technology. Stackable up to 6 chairs high. Suitable for outdoor use. Interchangeable and highly resistant PE feet. Tested according to ANSI/BIFMA X5.1.



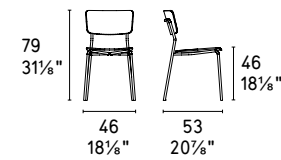


*NH Hotel Palazzo Barocci  
Venezia - Italy  
Architect: Luciano Parenti*



# Snack

CB1956



CB1956

Sedia in metallo con struttura in tubo Ø 18x1,8 mm. Seduta e schienale in multistrato sp.10 mm. Piedini in polietilene. Testata secondo EN 16139.

Steel chair with Ø 18x1,8 mm - 3/4x1/8" metal tubing frame. 10 mm - 3/8" plywood seat and backrest. Polyethylene feet. Tested according to EN 16139.

NOTA Per le combinazioni possibili, consultare il Listino Prezzi.

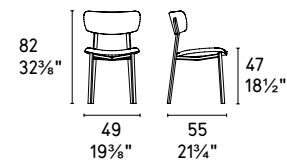
NOTE Please refer to Price List for finishes combinations.




# Sonora

NEW

CB1973



CB1973-J



Colori a scelta nella sezione "Finiture Materiali".  
COM\* Per consumo stoffe consultare il Listino Prezzi.  
Colour options in "Finishing Materials" section.  
COM\* For fabric consumption please consult the Price List.



NOTA Per le combinazioni possibili, consultare il Listino Prezzi.  
NOTE Please refer to Price List for finishes combinations.



CB1956

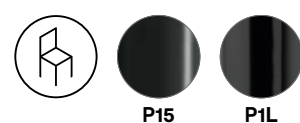
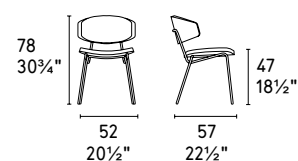
Sedia in metallo con fusto tubolare sezione 30x15 mm, sedile e schienale in poliuretano ad alta elasticità con densità 40 kg/mc. Piedini alettati in polietilene. Testata secondo EN 16139.

Steel chair with metal tubing base 30x15 mm - 1 1/8"x5/8". Seat and backrest upholstered with highly elastic expanded polyurethane foam 40 kg/m<sup>3</sup> - 2.50 lb/ft<sup>3</sup>. Finned polyethylene feet. Tested according to EN 16139


# Sophia

Design: CarlesiTonelli

## CS1890




## CS1890-J



Colori a scelta nella sezione "Finiture Materiali".  
COM\* Per consumo stoffe consultare il Listino Prezzi.  
Colour options in "Finishing Materials" section.  
COM\* For fabric consumption please consult the Price List.

## CS1890-M



Stoffe e pelli da programma Made to Order. /  
Fabrics and leathers from the Made to Order program.

NOTA Per le combinazioni possibili, consultare il Listino Prezzi.  
NOTE Please refer to Price List for finishes combinations.



## CS1890 | CS1890-LH | CS1890-SK | CS1890-V | CS1890-M

Sedia in metallo con fusto tubolare Ø 16 mm sp. 2 mm. Sedile in multistrato sp 10 mm e schienale in multistrato con sp 12 mm. Imbottitura in poliuretano espanso 40 kg/m<sup>3</sup>, ad alta elasticità. Piedini in polietilene. Testata secondo EN 16139.

Steel chair, 4-leg metal tubing base Ø 16x2 mm - 5/8x1/8". 10 mm - 3/8" thick plywood seat and 12 mm - 1/2" thick plywood backrest, upholstered with highly elastic expanded polyurethane foam 40 kg/m<sup>3</sup> - 2.50 lb/ft<sup>3</sup>. Polyethylene feet. Tested according to EN 16139.



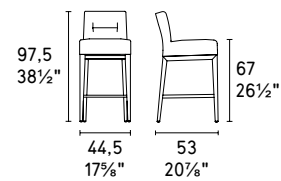
Hotel NH Milano Touring  
Milano - Italy  
Architect: Caberlon & Caroppi - Milano

# Tosca

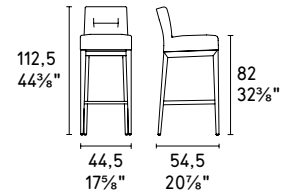


Design: Calligaris Studio

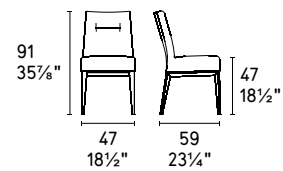
CS1829




CS1830



CS1490




CS1490-J | CS1829-J | CS1830-J




Colori a scelta nella sezione "Finiture Materiali".  
COM\* Per consumo stoffe consultare il Listino Prezzi.  
Colour options in "Finishing Materials" section.  
COM\* For fabric consumption please consult the Price List.

CS1490-M | CS1829-M | CS1830-M



NOTA Per le combinazioni possibili, consultare il Listino Prezzi.  
NOTE Please refer to Price List for finishes combinations.



Hotel Guidassoni  
Kaindorf / Leibnitz, Austria



CS1829-LH  
CS1829-M  
Hs 67 cm  
Hs 26½"



CS1830-LH  
CS1830-M  
Hs 82 cm  
Hs 32½"



#### CS1490 | CS1490-LH | CS1490-M

Sedia a base larga e schienale basso con struttura in massello essiccato. Scocca con struttura interna in massello per la seduta, multistrato 12 mm per lo schienale. Imbottitura trapuntata in poliuretano espanso 20 kg/m<sup>3</sup>, ad alta elasticità per lo schienale. Seduta con supporto a cinghie elastiche e doppia imbottitura in poliuretano espanso 30/20 Kg/m<sup>3</sup>, ad alta elasticità. Seduta e schienale con strato di resinato sopra l'imbottitura. Piedini in Nylon. Testati secondo ANSI/BIFMA X5.1.

Low-backed wide seat chair with dried solid wood frame. Shell with solid wood core, 12 mm - ½" thick plywood panel backrest. Backrest upholstered with 20 kg/m<sup>3</sup> - 1,25 lb/ft<sup>3</sup> highly elastic expanded PU foam, seat with two layers of foam 30/20 kg/m<sup>3</sup> - 1,87/1,25 lb/ft<sup>3</sup>, soft fiber coat over the full foam. Elastic seat belt base. Nylon glides. Tested according to ANSI/BIFMA X5.1.

#### CS1829-LH | CS1829-M | CS1830-LH | CS1830-M


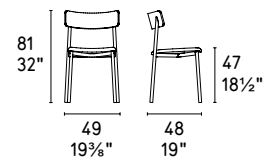
Sgabelli con struttura in massello essiccato. Scocca con struttura interna in massello per la seduta, multistrato 12 mm per lo schienale. Imbottitura trapuntata in poliuretano espanso 20 kg/m<sup>3</sup>, ad alta elasticità per lo schienale. Seduta con supporto a cinghie elastiche e doppia imbottitura in poliuretano espanso 30/20 Kg/m<sup>3</sup>, ad alta elasticità. Seduta e schienale con strato di resinato sopra l'imbottitura. Piedini in Nylon. Testati secondo ANSI/BIFMA X5.1.

Stools with dried solid wood frame. Shell with solid wood core, 12 mm - 1/2" thick plywood panel back support. Backrest upholstered with 20 kg/m<sup>3</sup> - 1,25 lb/ft<sup>3</sup> highly elastic expanded PU foam, seat with two layers of foam 30/20 kg/m<sup>3</sup> - 1,87/1,25 lb/ft<sup>3</sup>, soft fiber coat over the full foam. Elastic seat belt base. Nylon glides. Tested according to ANSI/BIFMA X5.1.




# UP!

## CB1955



### CB1955-J



Colori a scelta nella sezione "Finiture Material".  
COM\* Per consumo stoffe consultare il Listino Prezzi.  
Colour options in "Finishing Materials" section.  
COM\* For fabric consumption please consult the Price List.



NOTA Per le combinazioni possibili, consultare il Listino Prezzi.  
NOTE Please refer to Price List for finishes combinations.

## CB1955

Sedia in metallo con struttura in tubo Ø 18x1,8 mm. Seduta e schienale in multistrato sp.10 mm. Piedini in polietilene. Testata secondo EN 16139.

Steel chair with Ø 18x1,8 mm - 3/4x1/8" metal tubing frame. 10 mm - 3/8" plywood seat and backrest. Polyethylene feet. Tested according to EN 16139.



**CS2010**

Sedia con struttura in massello essiccato. Scocca in tecnopolimero completamente riciclabile, con spessore variabile 8÷16 mm e superficie gofrata. Testata secondo EN 16139.

Chair with dried solid wood frame. Shell in fully recyclable technopolymer with embossed surface and a thickness ranging 8÷16 mm - 5/16-5/8". Tested according to EN 16139.

**CS2010-S | CS2010-M**

Sedia con struttura in massello essiccato. Scocca in tecnopolimero completamente riciclabile, con spessore variabile 8÷16 mm con imbottitura in poliuretano espanso e rivestimento in tessuto riciclato. Testata secondo EN 16139.

Chair with dried solid wood frame. Shell in fully recyclable technopolymer with embossed surface and a thickness ranging 8÷16 mm - 5/16-5/8". Upholstered with expanded polyurethane foam and fully recyclable fabric. Tested according to EN 16139.

**CS2008**

Sedia in acciaio con fusto tubolare Ø 18x2 mm, con struttura a 4 gambe. Scocca in tecnopolimero completamente riciclabile, con spessore variabile 8÷16 mm e superficie gofrata. Piedini alettati in polietilene. Testata secondo EN 16139.

Steel chair. 4-leg base made from metal tubing (Ø 18x2 mm - ¾x½"). Shell in fully recyclable technopolymer with embossed surface and a thickness ranging 8÷16 mm - 5/16-5/8". Finned polyethylene feet. Tested according to EN 16139.

**CS2008-S | CS2008-M**

Sedia in acciaio con fusto tubolare Ø 18x2 mm, con struttura a 4 gambe. Scocca in tecnopolimero completamente riciclabile, con spessore variabile 8÷16 mm con imbottitura in poliuretano espanso e rivestimento in tessuto riciclato. Piedini alettati in polietilene. Testata secondo EN 16139.

Steel chair. 4-leg base made from metal tubing (Ø 18x2 mm - ¾x½"). Shell in fully recyclable technopolymer with embossed surface and a thickness ranging 8÷16 mm - 5/16-5/8". Upholstered with expanded polyurethane foam and fully recyclable fabric. Finned polyethylene feet. Tested according to EN 16139.





**CS2009**

Sedia in acciaio con fusto tubolare Ø 18x2 mm a croce. Scocca in tecnopolimero completamente riciclabile, con spessore variabile 8÷16 mm e superficie gofrata. Piedini alettati in polietilene. Testata secondo EN 16139.

Steel chair with crossed metal tubing (Ø 18x2 mm - ¾x1/8"). Shell in fully recyclable technopolymer with embossed surface and a thickness ranging 8÷16 mm - 5/16-5/8". Finned polyethylene feet. Tested according to EN 16139.

**CS2009-S | CS2009-M**

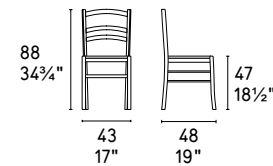
Sedia in acciaio con fusto tubolare Ø 18x2 mm a croce. Scocca in tecnopolimero completamente riciclabile, con spessore variabile 8÷16 mm con imbottitura in poliuretano espanso e rivestimento in tessuto riciclato. Piedini alettati in polietilene. Testata secondo EN 16139.

Steel chair with crossed metal tubing (Ø 18x2 mm - ¾x1/8"). Shell in fully recyclable technopolymer with embossed surface and a thickness ranging 8÷16 mm - 5/16-5/8". Upholstered with expanded polyurethane foam and fully recyclable fabric. Finned polyethylene feet. Tested according to EN 16139.



# Venezia

CB1117




CB1117


Sedia con struttura in massello essiccato. Seduta in paglia di riso oppure in massello sovrapposto da 20 mm. Schienale con tre spalliere orizzontali in massello. Tressi laterali di rinforzo. Testata secondo ANSI/BIFMA X5.1.

Chair with dried solid wood frame. Seat made of rice straw or of 20 mm - 3/4" thick overlapping solid wood. Solid wood backrest with three horizontal slats. Lateral stretchers. Tested according to ANSI/BIFMA X5.1.

NOTA Per le combinazioni possibili, consultare il Listino Prezzi.  
NOTE Please refer to Price List for finishes combinations.



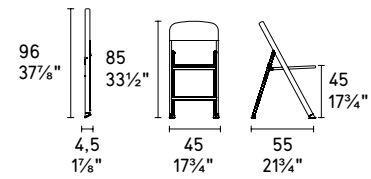
Casa Caldarelli  
Nola (NA) - Italy  
Foto by Villaggio Creativo



*Sedie pieghevoli*  
Folding chairs

# Alu

CB205



P83



460

Net



CB205

Sedia pieghevole in alluminio anodizzato. Fusto tubolare ellittico 42x17x2 mm. Seduta e schienale in tessuto NET PVC. Piedini alettati in polietilene. Testata secondo EN 16139.

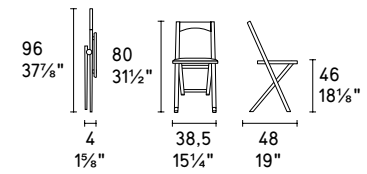
Anodized aluminium folding chair. Oval-section metal tubing base 42x17x2 mm - 1 5/8x 5/8x 1/8". Seat and backrest made from NET PVC fabric. Fined polyethylene feet. Tested according to EN 16139.



# Olivia



CB208



P02



P87



P128



CB208

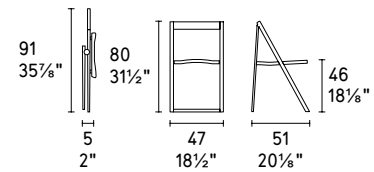
Sedia pieghevole in faggio massello con doppio strato di verniciatura. Sedile in faggio massello.

Solid beech wood folding chair with two coats of paint. Seat in solid beech.



# Skip

CB207




CB207

Sedia pieghevole in alluminio e faggio massello con doppio strato di verniciatura. Sedile tamburato con parte superiore in multistrato da 5 mm. Testata secondo EN 16139.

Aluminum and solid beech wood folding chair with two coats of paint. Hollow core wood seat with 5 mm - 1/4" thick plywood upper part. Tested according to EN 16139.

NOTA Per le combinazioni possibili, consultare il Listino Prezzi.  
NOTE Please refer to Price List for finishes combinations.



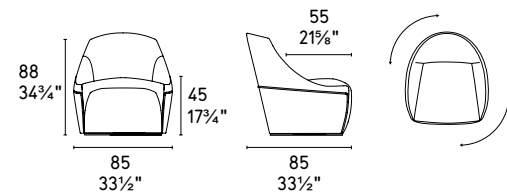


*Poltrone Lounge*  
Lounge armcharis


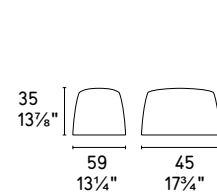
# Alma

Design: Bernhardt & Vella

CS3366-A J



CS3366-B J



Colori a scelta nella sezione "Finiture Materiali".  
COM\* Per consumo stoffe consultare il Listino Prezzi.  
Colour options in "Finishing Materials" section.  
COM\* For fabric consumption please consult the Price List.



Fourbetti Bruno Barbieri  
Bologna - Italy  
Design by Davide Fabio Colaci

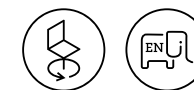


CS3366-A J



Poltrona girevole con base in acciaio e struttura in truciolare. Completamente imbottita con poliuretano schiumato a freddo da 65 kg/m<sup>3</sup> ad alta elasticità. Seduta in misto piuma. Testata secondo EN 16139.

Swivel armchair with steel base and chipboard wood frame. Entirely upholstered with highly-elastic cold-foamed polyurethane 65 kg/m<sup>3</sup> - 4.1 lb/ft<sup>3</sup>. Down-blend filled seat. Tested according to EN 16139.



CS3366-B J



Ottoman con struttura in truciolare. Completamente imbottito con poliuretano schiumato a freddo da 65 kg/m<sup>3</sup> ad alta elasticità. Testato secondo EN 16139.

Ottoman with chipboard wood frame. Entirely upholstered with highly-elastic cold-foamed polyurethane 65 kg/m<sup>3</sup> - 4.1 lb/ft<sup>3</sup>. Tested according to EN 16139.


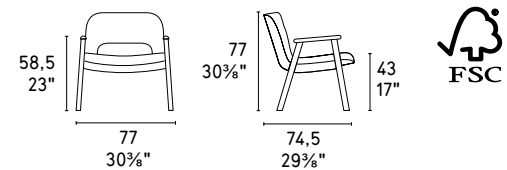




# Baltimora NEW

Design: Michele Menescardi

CS3406 1300 J



Colori a scelta nella sezione "Finiture Materiali".  
COM\* Per consumo stoffe consultare il Listino Prezzi.  
Colour options in "Finishing Materials" section.  
COM\* For fabric consumption please consult the Price List.



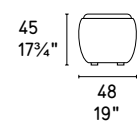
CS3406 1300 J

Poltrona con struttura in legno massello, seduta in poliuretano espanso a alta densità 40 kg/mc con strato di resinato morbido. Seduta e schienale in multistrato spessore 12 mm. Incluso cuscino poggiatesta. Testata secondo ANSI-BIFMA X5.1.


Armchair with dried solid wood frame. Seat upholstered with highly elastic expanded polyurethane foam 40 kg/m<sup>3</sup> - 2.50 lb/ft<sup>3</sup> with one soft foam layer. 12 mm - ½" thick plywood seat and backrest. Matching lumbar support pillow included. Tested according to ANSI-BIFMA X5.1.

# Candy

CB3307



CB3307-J



Colori a scelta nella sezione "Finiture Materiali".  
COM\* Per consumo stoffe consultare il Listino Prezzi.  
Colour options in "Finishing Materials" section.  
COM\* For fabric consumption please consult the Price List.



CB3307

Pouf in polietilene stampato con tecnologia a rotazione. Seduta imbottita rimovibile. Testato secondo EN 16139.


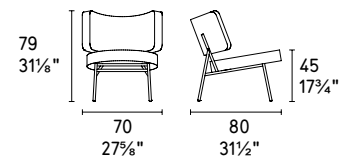
Ottoman made from rotational molding polyethylene. Tested according to EN 16139.



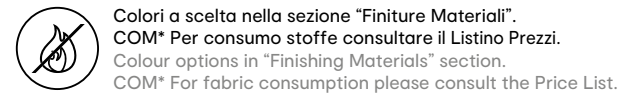

# Coco

Design: Busetti Garuti Redaelli

CS3395-M 1300



CB3395-M 1300 J



NH Hotel  
Firenze - Italy



CS3395-M 1300

Poltroncina in acciaio. Fusto in tubo Ø 20x2 mm. Seduta e schienale con imbottitura in poliuretano espanso 40 Kg/m<sup>3</sup>, ad alta elasticità. Supporto schienale in multistrato da 12 mm, seduta in multistrato da 15 mm. Supporto seduta con cinghie elastiche. Piedini in polietilene. Testata secondo ANSI/BIFMA X5.1.

Steel lounge chair. Ø 20x2 mm - 3/4x1/4" metal tubing base. Seat and backrest upholstered with highly elastic expanded polyurethane foam 40 Kg/m<sup>3</sup> - 2.50 lb/ft<sup>3</sup>. 12 mm 1/2" plywood back panel support and 15 mm - 5/8" plywood seat panel support. Elastic belt seat support. Polyethylene feet. Tested according to ANSI/BIFMA X5.1.



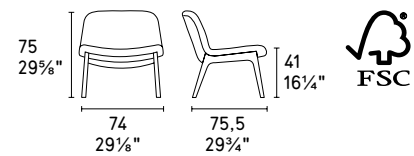
Central Hotel  
Lubijana - Slovenia  
Design by DPLAN - Slovenia



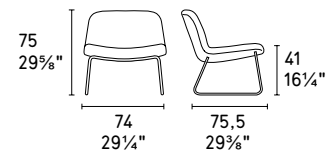
# College

Design: Michele Menescardi

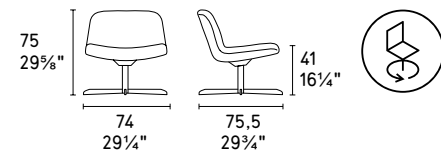
CS3394-W  
CS3394-W LH | CS3394-W SK



CS3394-M  
CS3394-M LH | CS3394-M SK





CS3394-C  
CS3394-C LH | CS3394-C SK




CS3394-W | CS3394-W LH | CS3394-W SK




CS3394-M | CS3394-M LH | CS3394-M SK  
CS3394-C | CS3394-C LH | CS3394-C SK



Malmö  
Tessuto / Fabric





Skuba  
Similpelle  
Faux Leather



Pelle  
Soft Leather

CS3394-W J | CS3394-M J | CS3394-C J



Colori a scelta nella sezione "Finiture Materiali".  
COM\* Per consumo stoffe consultare il Listino Prezzi.  
Colour options in "Finishing Materials" section.  
COM\* For fabric consumption please consult the Price List.



NOTA Per le combinazioni possibili, consultare il Listino Prezzi.  
NOTE Please refer to Price List for finishes combinations.



CS3394-W | CS3394-W LH | CS3394-W SK

Poltroncina con struttura in massello essiccato. Scocca in multistrato di spessore 12 mm, imbottitura in poliuretano espanso da 40 Kg/m<sup>3</sup> ad alta elasticità. Testata secondo EN 16139.

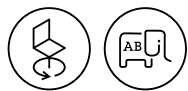
Lounge armchair with dried solid wood frame. 12 mm - 1/2" thick plywood shell, upholstered with highly elastic expanded polyurethane foam 40 Kg/m<sup>3</sup> - 2.50 lb/ft<sup>3</sup>. Tested according to EN 16139.



CS3394-M | CS3394-M LH | CS3394-M SK

Poltroncina con struttura in metallo tubolare (Ø 16 mm) a slitta. Scocca in multistrato di spessore 12 mm, imbottitura in poliuretano espanso da 40 Kg/m<sup>3</sup> ad alta elasticità. Testata secondo EN 16139.

Lounge armchair with metal tubing Ø 16 mm - 5/8" sled base. 12 mm - 1/2" thick plywood shell, upholstered with highly elastic expanded polyurethane foam 40 Kg/m<sup>3</sup> - 2.50 lb/ft<sup>3</sup>. Tested according to EN 16139.



CS3394-C | CS3394-C LH | CS3394-C SK

Poltroncina girevole con struttura in metallo tubolare a 4 razze. Scocca in multistrato di spessore 12 mm, imbottitura in poliuretano espanso da 40 Kg/m<sup>3</sup> ad alta elasticità. Testata secondo ANSI BIFMA X5.1.

Swivel lounge armchair with 4-star metal tubing base. 12 mm - 1/2" thick plywood shell, upholstered with highly elastic expanded polyurethane foam 40 Kg/m<sup>3</sup> - 2.50 lb/ft<sup>3</sup>. Tested according to ANSI/BIFMA X5.1.

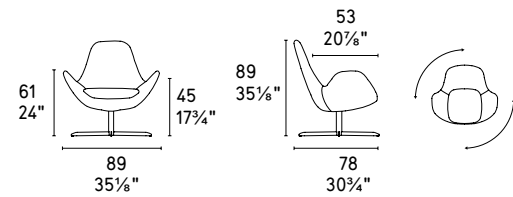


*Meininger Hotel Amsterdam  
Netherlands  
Design Brokers Benelux*



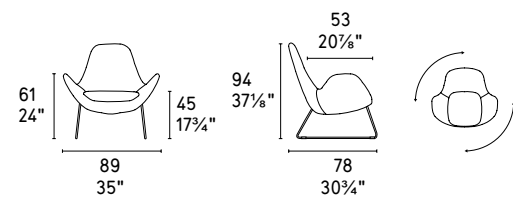
# Electa

Design: Calligaris Studio


## CS3357 1300



## CS3357-S 1300 J



### CS3357 1300-J | CS3357-S 1300-J



Colori a scelta nella sezione "Finiture Materiali".  
COM\* Per consumo stoffe consultare il Listino Prezzi.  
Colour options in "Finishing Materials" section.  
COM\* For fabric consumption please consult the Price List.

NOTA Per le combinazioni possibili, consultare il Listino Prezzi.  
NOTE Please refer to Price List for finishes combinations.



Ristorante La Sciarrera  
Bacoli (NA) - Italy  
Architects: Nunzia Baldascino & Sergio Ambrosino



## CS3357 1300

Poltroncina girevole con struttura in metallo tubolare a 4 razze. Supporto con telaio in metallo a gabbia. Completamente imbottita con poliuretano schiumato a freddo da 65 kg/m<sup>3</sup> ad alta elasticità. Sedile con cuscino imbottito. Testata secondo EN 16139.

Swivel armchair with 4-star metal tubing base. Box-shaped metal frame for support. Entirely upholstered with highly elastic cold-foamed polyurethane 65 kg/m<sup>3</sup> - 4.06 lb/ft<sup>3</sup>. Upholstered seat. Tested according to EN 16139.



## CS3357-S 1300 J



Poltrona con struttura in metallo tubolare Ø 16 mm a slitta. Supporto con telaio in metallo a gabbia. Completamente imbottita con poliuretano schiumato a freddo da 65 Kg/m<sup>3</sup> ad alta elasticità. Sedile con cuscino imbottito. Testata secondo EN 16139.

Lounge armchair with metal tubing Ø 16 mm - 5/8" sled base. Internal box-shaped metal frame for support. Entirely upholstered with highly-elastic cold-foamed polyurethane 65 Kg/m<sup>3</sup> - 4.1 lb/ft<sup>3</sup>. Seat with cushion. Tested according to EN 16139.



*Ristorante La Sciarrera  
Bacoli (NA) - Italy  
Architects: Nunzia Baldascino & Sergio Ambrosino*

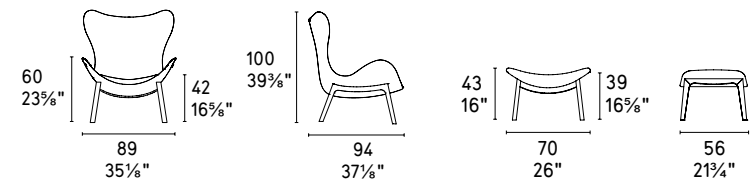


# Lazy

Design: Michele Menescardi

CS3373

CS3373




CS3373-W 1310  
CS3373-W 1320



CS3373-W 1310 | CS3373-W 1320



CS3373-M 1310 | CS3373-M 1320



CS3373-W 1310 J | CS3373-W 1320 J  
CS3373-M 1310 J | CS3373-M 1320 J



Colori a scelta nella sezione "Finiture Materiali".  
COM\* Per consumo stoffe consultare il Listino Prezzi.  
Colour options in "Finishing Materials" section.  
COM\* For fabric consumption please consult the Price List.



NOTA Per le combinazioni possibili, consultare il Listino Prezzi.  
NOTE Please refer to Price List for finishes combinations.



Hotel NH Milano Touring  
Milano - Italy  
Architect: Caberlon & Coroppi - Milano

**CS3373-W 1310**

Poltrona con struttura in massello essiccato. Supporto interno con telaio metallico. Completamente imbottita con poliuretano schiumato a freddo da 65 kg/m<sup>3</sup> ad alta elasticità. Sedile con cuscino imbottito. Testata secondo EN 16139.

Armchair with dried solid wood frame. Internal box-shaped metal frame for support. Entirely upholstered with highly-elastic cold-foamed polyurethane 65 kg/m<sup>3</sup>- 4.1 lb/ft<sup>3</sup>. Seat with cushion. Tested according to EN 16139.

**CS3373-W 1320**

Pouf con struttura in massello essiccato. Imbottitura con poliuretano schiumato a freddo da 65 Kg/m<sup>3</sup> ad alta elasticità. Testato secondo EN 16139.

Ottoman with dried solid wood frame. Seat box-shaped metal frame for support. Upholstered with highly-elastic cold-foamed polyurethane 65 kg/m<sup>3</sup>- 4.1 lb/ft<sup>3</sup>. Tested according to EN 16139.

**CS3373-M 1310**

Poltrona con struttura in metallo tubolare Ø 16 mm a slitta. Supporto interno con telaio metallico. Completamente imbottita con poliuretano schiumato a freddo da 65 kg/m<sup>3</sup> ad alta elasticità. Sedile con cuscino imbottito. Testata secondo EN 16139.

Armchair with metal tubing Ø 16 mm - 5/8", sled base. Internal box-shaped metal frame for support. Entirely upholstered with highly-elastic cold-foamed polyurethane 65 kg/m<sup>3</sup> - 4.1 lb/ft<sup>3</sup>. Seat with cushion. Tested according to EN 16139.

**CS3373-M 1320**

Pouf con struttura in metallo tubolare Ø 16 mm a slitta. Imbottitura con poliuretano schiumato a freddo da 65 Kg/m<sup>3</sup> ad alta elasticità. Testato secondo EN 16139.

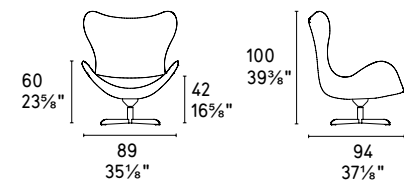
Ottoman with metal tubing Ø 16 mm - 5/8", sled base. Upholstered with highly-elastic cold-foamed polyurethane 65 kg/m<sup>3</sup> - 4.1 lb/ft<sup>3</sup>. Tested according to EN 16139.





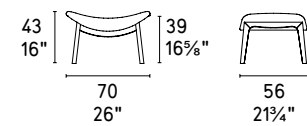
# Lazy-C

Design: Michele Menescardi


## CS3373-C 1310



## CS3373-C 1320



## CS3373-C 1310 J | CS3373-C 1320 J CS3379 0110 J



Colori a scelta nella sezione "Finiture Materiali".  
COM\* Per consumo stoffe consultare il Listino Prezzi.  
Colour options in "Finishing Materials" section.  
COM\* For fabric consumption please consult the Price List.

NOTA Per le combinazioni possibili, consultare il Listino Prezzi.  
NOTE Please refer to Price List for finishes combinations.



F-HUB - Scalo Milano  
(Italy)  
Head Designer: Paolo Cini  
Photographer: Maurizio Pala



#### CS3373-C 1310

Poltrona con struttura in metallo tubolare e basamento a 4 razze con meccanismo basculante e girevole. Scocca con supporto interno con telaio metallico, completamente imbottita con poliuretano schiumato a freddo da 65 Kg/m<sup>3</sup> ad alta elasticità. Sedile con cuscino imbottito e sfoderabile, fissato con velcro. Testata secondo ANSI/BIFMA X5.1.

Armchair with metal tubing frame and 4 star base. Swivel shell with synchro-tilt mechanism. Inner metal structure shell upholstered with highly-elastic cold-foamed polyurethane (65 Kg/m<sup>3</sup> - 4,05 lb/ft<sup>3</sup>). Seat upholstered with removable cover fixed with velcro. Tested according to ANSI/BIFMA X5.1.

#### CS3373-C 1320

Pouff con struttura in metallo tubolare e basamento a 4 razze con perno centrale. Imbottitura con poliuretano schiumato a freddo da 65 Kg/m<sup>3</sup> ad alta elasticità. Piedini in polietilene. Testata secondo ANSI/BIFMA X5.1.

Pouff with metal tubing frame and 4 star base. Shell upholstered with highly-elastic cold-foamed polyurethane (65 Kg m<sup>3</sup> - 4,05 lb/ft<sup>3</sup>). Polyethylene feet. Tested according to ANSI/BIFMA X5.1.



W 15¾"  
D 2¾"  
H 11¾"

#### CS3379 0110

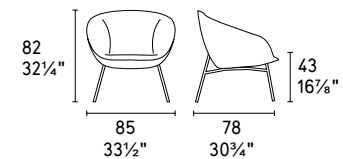
Poggiatesta rimovibile con imbottitura in poliuretano espanso e contrappeso per garantirne la stabilità, posto nella parte posteriore.

Optional removable headrest cushion upholstered with foamed polyurethane. On the shell back a counter-weight grant stability and position of the headrest.

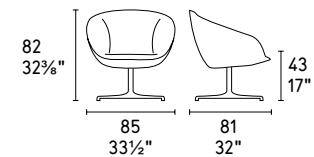
# Love

Design: Radice Orlandini


## CS3397 1300 J



## CS3397-C 1300 J



## CS3397 1300 J | CS3397-C 13000 J



Colori a scelta nella sezione "Finiture Materiali".  
COM\* Per consumo stoffe consultare il Listino Prezzi.  
Colour options in "Finishing Materials" section.  
COM\* For fabric consumption please consult the Price List.



NOTA Per le combinazioni possibili, consultare il Listino Prezzi.  
NOTE Please refer to Price List for finishes combinations.





#### CS3397 1300 J

Poltroncina con fusto in tubo conico Ø 20-14 spessore 2 mm. Scocca con imbottitura in poliuretano schiumato a freddo 65 Kg/m<sup>3</sup>. Piedini in polietilene. Testato secondo EN 16139.


Lounge chair with tapered metal tubing frame (Ø 20-14 thick 2 mm - 3/4x1/2" - 1/8" thick). Shell upholstered with cold-foamed polyurethane (65Kg/m<sup>3</sup> - 4,05 lb/ft<sup>3</sup>). Polyethylene feet. Tested according to EN 16139.



#### CS3397-C 1300 J

Poltroncina girevole con struttura in metallo tubolare a 4 razze e piedini in polietilene. Supporto con telaio in metallo a gabbia. Completamente imbottita con poliuretano schiumato a freddo da 65 kg/m<sup>3</sup> ad alta elasticità. Testata secondo EN 16139.

Armchair with metal tubing frame and 4 star base. Swivel shell mechanism. Inner metal structure shell upholstered with highly-elastic cold-foamed polyurethane (65 Kg/m<sup>3</sup> - 4,05 lb/ft<sup>3</sup>). Tested according to EN 16139.


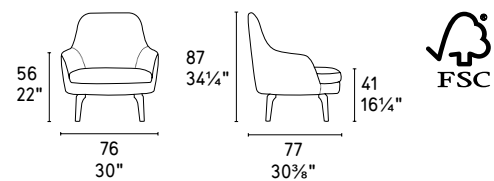


NH Hotel  
Palermo - Italy  
Architect: Ai progetti - Venezia

# Medea NEW

Design: Calligaris Studio

CS3407 1300 J



Colori a scelta nella sezione "Finiture Materiali".  
COM\* Per consumo stoffe consultare il Listino Prezzi.  
Colour options in "Finishing Materials" section.  
COM\* For fabric consumption please consult the Price List.



CS3407 1300 J


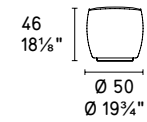
Poltrona con struttura in legno massello, seduta in poliuretano espanso a alta densità 40 kg/mc con strato di resinato morbido. Seduta e schienale in multistrato spessore 12 mm. Incluso cuscino poggiatesta. Testata secondo ANSI-BIFMA X5.1.

Armchair with dried solid wood frame. Seat upholstered with highly elastic expanded polyurethane foam 40 kg/m<sup>3</sup> - 2.50 lb/ft<sup>3</sup> with one soft foam layer. 12 mm - 1/2" thick plywood seat and backrest. Matching lumbar support pillow included. Tested according to ANSI-BIFMA X5.1

# Muffin

Design: Calligaris Studio

CS3403 1710 J



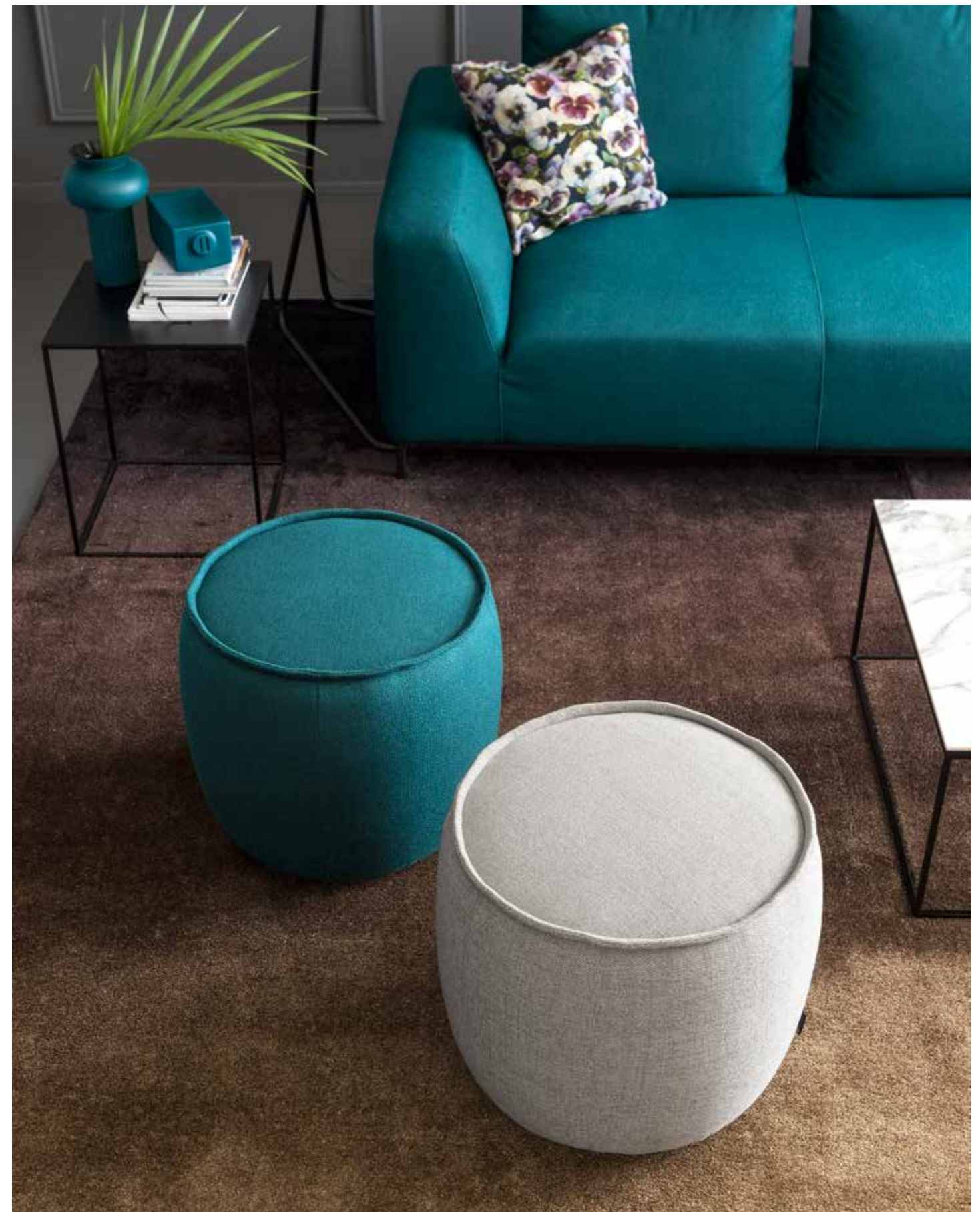
Colori a scelta nella sezione "Finiture Materiali".  
COM\* Per consumo stoffe consultare il Listino Prezzi.  
Colour options in "Finishing Materials" section.  
COM\* For fabric consumption please consult the Price List.



CS3403 1710 J

Pouf in polietilene stampato con tecnologia a rotazione. Struttura seduta in multistrato sp. 15 mm con cinghie elastiche. Testata secondo EN 16139.

Ottoman made from rotational moulding in polyethylene material. 15 mm - 5/8" plywood seat frame with elastic belt. Tested according to EN 16139.




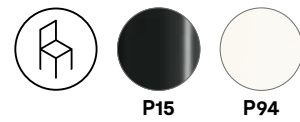
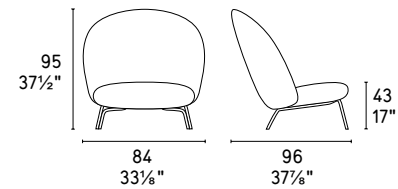


# Puffy

NEW

Design: Busetti Garuti Redaelli

CS3408 1300 J



Colori a scelta nella sezione "Finiture Materiali".  
COM\* Per consumo stoffe consultare il Listino Prezzi.  
Colour options in "Finishing Materials" section.  
COM\* For fabric consumption please consult the Price List.



CS3408 1300 J





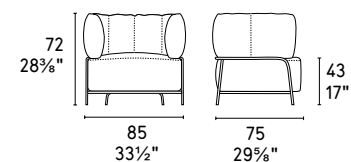
Poltrona con struttura in metallo  $\varnothing$  22 mm, seduta e schienale con imbottitura in poliuretano espanso ad alta densità 30 kg/mc e struttura in multistrato da 12 mm. Piedini alettati in polietilene. Testata secondo ANSI-BIFMA X5.1.

Armchair with  $\varnothing$  22 mm -  $\frac{7}{8}$ " metal frame. Seat upholstered with highly elastic expanded polyurethane foam 40 kg/m<sup>3</sup> - 2.50 lb/ft<sup>3</sup> with one soft foam layer. 12 mm -  $\frac{1}{2}$ " thick plywood seat and backrest. Matching lumbar support pillow included. Tested according to ANSI-BIFMA X5.1.

# Quadrotta NEW

Design: Archirivolto

CS3409 1300 J



Colori a scelta nella sezione "Finiture Materiali".  
 COM\* Per consumo stoffe consultare il Listino Prezzi.  
 Colour options in "Finishing Materials" section.  
 COM\* For fabric consumption please consult the Price List.



CS3409 1300 J




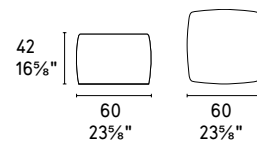
Poltrona con struttura in metallo ø 22 mm, seduta e schienale con imbottitura in poliuretano espanso ad alta densità 30 kg/mc e struttura in multistrato da 12 mm. Piedini alettati in polietilene. Testata secondo ANSI-BIFMA X5.1.

Armchair with ø 22 mm - 7/8" metal frame. Seat upholstered with highly elastic expanded polyurethane foam 40 kg/m<sup>3</sup> - 2.50 lb/ft<sup>3</sup>. 12 mm - 1/2" thick plywood seat and backrest. Finned polyethylene feet. Tested according to ANSI-BIFMA X5.1.


# Soap

Design: Enrico Cesana

CS3387 1710



CS3387 1710 J



Colori a scelta nella sezione "Finiture Materiali".  
COM\* Per consumo stoffe consultare il Listino Prezzi.  
Colour options in "Finishing Materials" section.  
COM\* For fabric consumption please consult the Price List.



CS3387 1710

Pouf di dimensioni 60x60x42 cm, con struttura in truciolare e rivestimento sfoderabile, imbottitura in poliuretano espanso, 65 Kg/m<sup>3</sup>. Testato secondo EN 16139.

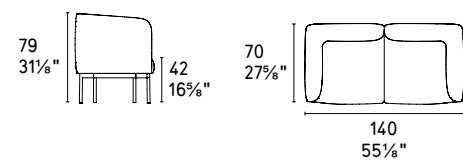
Ottoman (dim. 60x60x42 cm - 23 1/2x23 1/2x16 1/2") with chipboard frame and removable cover, upholstered with expanded PU foam (65 Kg/m<sup>3</sup> - 4.05 lb/ft<sup>3</sup>). Tested according to EN 16139.




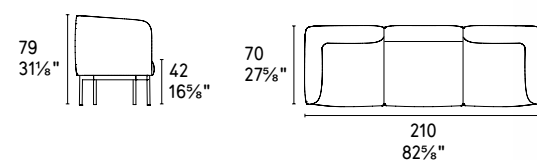
# Umi

Design: E-ggs


CS3405-2P J




CS3405-3P J



Colori a scelta nella sezione "Finiture Materiali".  
COM\* Per consumo stoffe consultare il Listino Prezzi.  
Colour options in "Finishing Materials" section.  
COM\* For fabric consumption please consult the Price List.






**CS3405-2P J** 

Divano con struttura modulare in metallo con base Ø 25 mm, spessore 2 mm. Piedini in acciaio regolabili. Scocca con imbottitura in poliuretano schiumato a freddo 65 Kg/m<sup>3</sup>, schienale interno in gabbia metallica e cinghie elastiche. Sedile con supporto in multistrato 15 mm. Testato secondo ANSI/BIFMA X5.1.

Modular sofa with metal tubing frame Ø 25 mm - 1", thickness 2 mm - 1/8". Adjustable steel feet. Shell upholstered with cold-foamed polyurethane (65 Kg/m<sup>3</sup> - 4,05 lb/ft<sup>3</sup>). Backrest with inner metal frame and elastic belts. Seat with plywood panel 15 mm - 5/8" thick. Tested according to ANSI/BIFMA X5.1.

**CS3405-3P J** 

Divano con struttura modulare in metallo con base Ø 25 mm, spessore 2 mm. Piedini in acciaio regolabili. Scocca con imbottitura in poliuretano schiumato a freddo 65 Kg/m<sup>3</sup>, schienale interno in gabbia metallica e cinghie elastiche. Sedile con supporto in multistrato 15 mm. Testato secondo ANSI/BIFMA X5.1.

Modular sofa with metal tubing frame Ø 25 mm - 1", thickness 2 mm - 1/8". Adjustable steel feet. Shell upholstered with cold-foamed polyurethane (65 Kg/m<sup>3</sup> - 4,05 lb/ft<sup>3</sup>). Backrest with inner metal frame and elastic belts. Seat with plywood panel 15 mm - 5/8" thick. Tested according to ANSI/BIFMA X5.1.



*Tavoli e Tavoli HoReCa*  
Tables and HoReCa Tables

# Fix table top program

**Cartesio**  
CS4092



**Echo**  
CS4072



**Icaro**  
CS4115



**Jungle**  
CS4104



## CERAMICA BORDO INCLINATO INTERNO · CERAMIC EDGE INTERNALLY BEVELLED




200x100 sp. 1,8 cm  
78¾"x38⅝" th. ¾"  
250x120 sp. 1,8 cm  
98½"x47¼" th. ¾"



P2C

P3C



P4C

P7C

## CERAMICA BORDO INCLINATO INTERNO · CERAMIC EDGE INTERNALLY BEVELLED



200x100 sp. 1,8 cm  
78¾"x38⅝" th. ¾"  
250x120 sp. 1,8 cm  
98½"x47¼" th. ¾"



P2C

P3C



P4C

P7C

## LEGNO BORDO ARROTONDATO · WOOD ROUNDED EDGE



200x100 sp. 2,5 cm  
78¾"x38⅝" th. 1"  
250x120 sp. 2,5 cm  
98½"x47¼" th. 1"



P15L

P19W



P23W

## LEGNO BORDO IRREGOLARE · WOOD LIVE EDGE



200x106 sp. 5 cm  
78¾"x41¼" th. 2"  
250x106 sp. 5 cm  
98½"x41¼" th. 2"



P15L

P19W

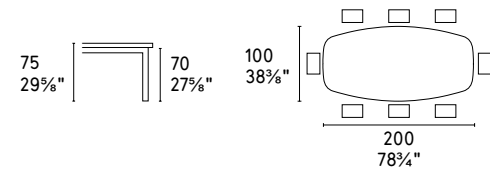


P23W

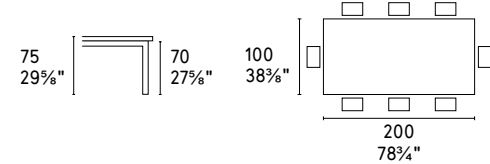
# Cartesio

Design: Busetti Garuti Redaelli


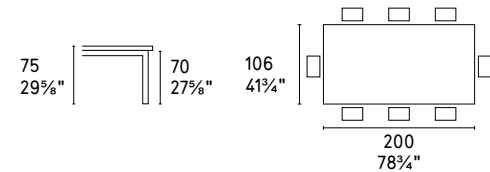
## CS4092-EC 200



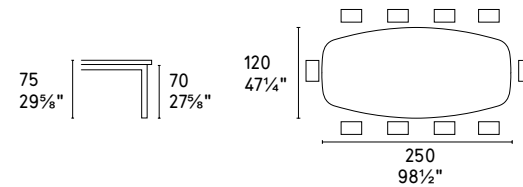
## CS4092-RC 200



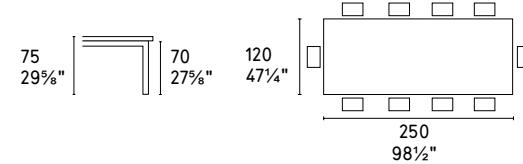
## CS4092-RL B 200



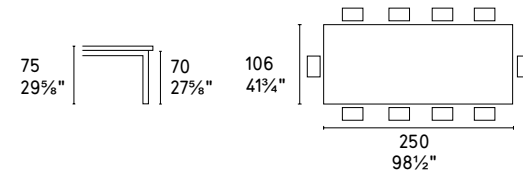
## CS4092-EC 250



## CS4092-RC 250



## CS4092-RL B 250



Tavolo con basamento centrale in metallo verniciato o finitura corten effetto ruggine, composto da 4 elementi a "V" di sezione rettangolare e indipendenti. Piano ellittico o rettangolare in ceramica accoppiata con vetro temperato (bordo inclinato spessore 18 mm - 3/4" thick) oppure in legno impiallacciato (bordo arrotondato spessore 25 mm o bordo irregolare spessore 50 mm). Sottopiano in MDF da 30 mm nobilitato nero opaco.

Table with central coated metal frame or rusty corten finish, consisting of 4 rectangular - section V - shaped separate elements. Elliptical or rectangular top in ceramic coupled with tempered glass (slanted edge 18 mm - 3/4" thick) or in veneered wood (slanted edge 25 mm - 1" thick or with solid wood live element edge 50 mm - 2" thick). 30 mm - 1 1/8" matt black melamine MDF under top.

NOTA Per le combinazioni possibili, consultare il Listino Prezzi.  
NOTE Please refer to Price List for finishes combinations.

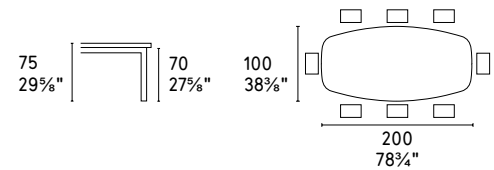




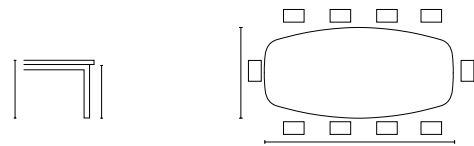
# Echo

Design: Studio 28 / Calligaris Studio

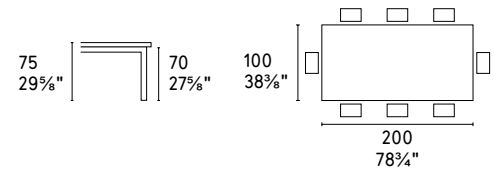
CS4072-FEC 200



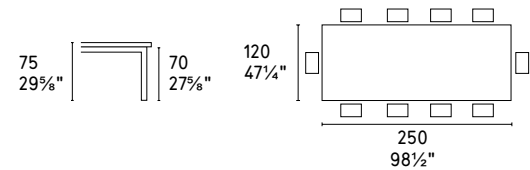
CS4072-FEC 250



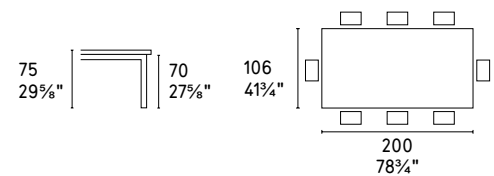
CS4072-FRC 200





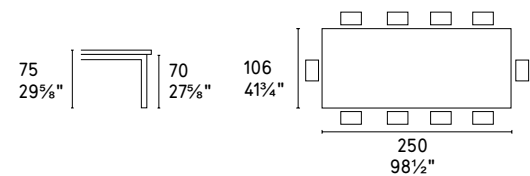
CS4072-FRC 250



CS4072-FRL B 200



CS4072-FRL B 250



NOTA Per le combinazioni possibili, consultare il Listino Prezzi.  
NOTE Please refer to Price List for finishes combinations.



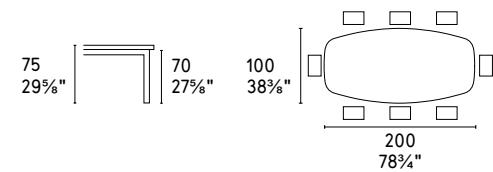
Tavolo con solido basamento centrale in metallo verniciato con piastra e colonna rettangolari. Piano ellittico o rettangolare in ceramica accoppiata con vetro temperato (bordo inclinato spessore 18 mm) oppure in legno impiallacciato (bordo arrotondato spessore 25 mm o bordo irregolare spessore 50 mm). Sottopiano in MDF da 30 mm nobilitato nero opaco.

Table with metal coated central pedestal base with rectangular column. Elliptical or rectangular top in ceramic coupled with tempered glass (slanted edge 18 mm - 3/4" thick) or in veneered wood (slanted edge 25 mm - 1" thick or with solid wood live element edge 50 mm - 2" thick). 30 mm - 1 1/4" matt black melamine MDF under top.

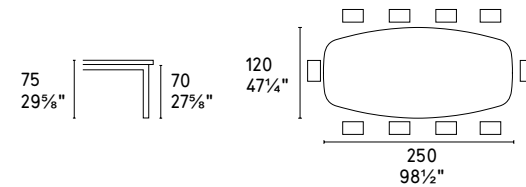
# Icaro

Design: Archirivolto

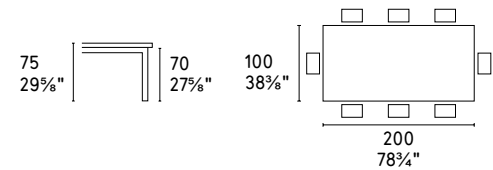
CS4115-EC 200



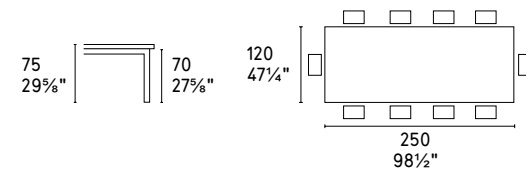
CS4115-EC 250



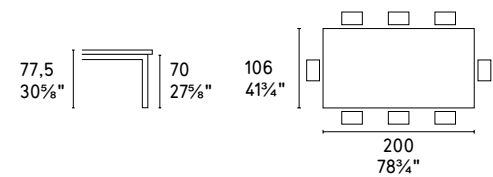
CS4115-RC 200



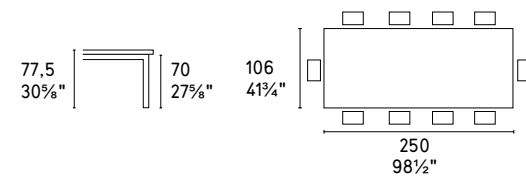
CS4115-RC 250



CS4115-RL B 200



CS4115-RL B 250



NOTA Per le combinazioni possibili, consultare il Listino Prezzi.  
NOTE Please refer to Price List for finishes combinations.



Tavolo con basamento in truciolare impiallicciato con spessore da 39 mm. Piano in ceramica accoppiata con vetro temperato oppure con piano scortecciato. Sottopiano in mdf nobilitato con spessore da 30 mm.

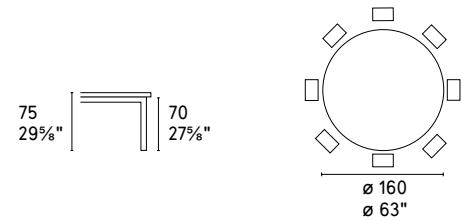
Fix table with 39 mm - 1 1/2" thick veneered chipboard base. Ceramic coupled with tempered glass top or with debarked top. 30 mm - 1 1/8" thick melamine MDF undertop.



# Icaro ROUND

Design: Archirivolto

CS4113-RD 160 C



CS4113-LS 80

OPTIONAL



Vassoio girevole "Lazy Susan"  
"Lazy Susan" rotating tray

ø 80  
ø 31 1/2"



P15L



P23W



P201




P4C



P7C



CERAMIC



NOTA Per le combinazioni possibili, consultare il Listino Prezzi.  
NOTE Please refer to Price List for finishes combinations.

Tavolo fisso con piano circolare in ceramica accoppiata con vetro temperato, diametro 160 cm. Basamento in truciolare impiallicciato con spessore da 39 mm. Sottopiano in mdf nobilitato con spessore da 30 mm.

Round table diameter 160 cm - 63" with ceramic coupled with tempered glass top. 39 mm - 1 1/2" thick veneered chipboard base. 30 mm - 1 1/8" thick melamine MDF undertop.



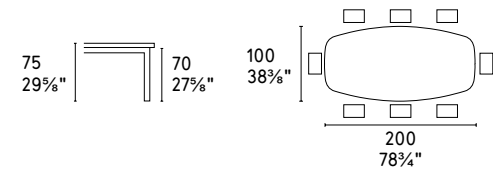
**OPTIONAL**  
Vassoio girevole "Lazy Susan"  
"Lazy Susan" rotating tray



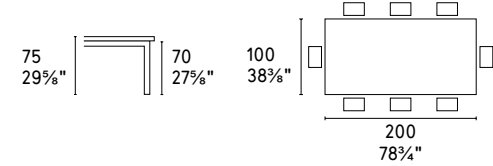
# Jungle

Design: Gino Carollo

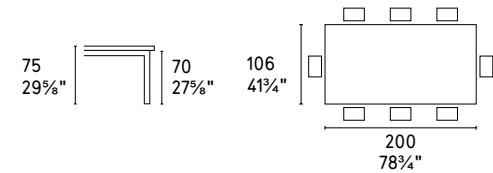
CS4104-EC 200



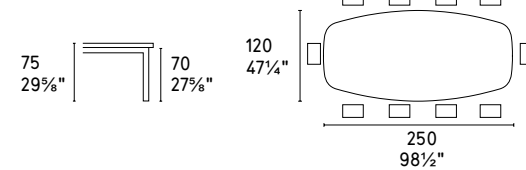
CS4104-RC 200



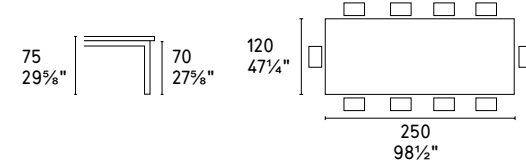
CS4104-RL B 200



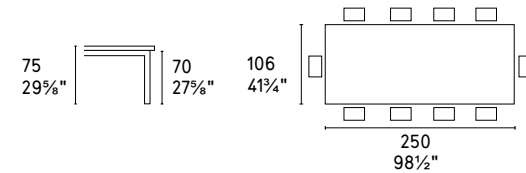
CS4104-EC 250




CS4104-RC 250



CS4104-RL B 250



NOTA Per le combinazioni possibili, consultare il Listino Prezzi.  
NOTE Please refer to Price List for finishes combinations.



Tavolo con doppio basamento in legno massello di frassino di sezione triangolare. Piano ellittico o rettangolare in ceramica accoppiata con vetro temperato (bordo inclinato spessore 18 mm - 3/4" thick) oppure in legno impiallacciato (bordo arrotondato spessore 25 mm o bordo irregolare spessore 50 mm). Sottopiano in MDF da 30 mm nobilitato nero opaco.

Table with double base characterized by the crossing of triangular section solid ashwood legs. Elliptical or rectangular top in ceramic coupled with tempered glass (slanted edge 18 mm - 3/4" thick) or in veneered wood (slanted edge 25 mm - 1" thick or with solid wood live element edge 50 mm - 2" thick). 30 mm - 1 1/4" matt black melamine MDF under top.

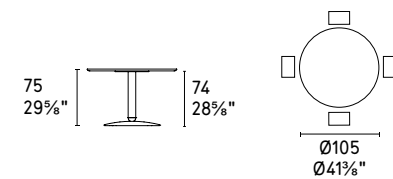




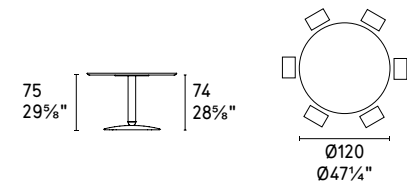
# Balance NEW

Design: Pio e Tito Toso

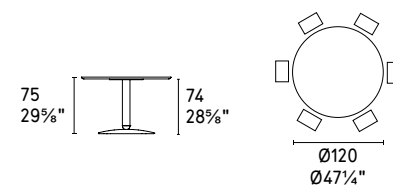
CS4121-RD 105 L




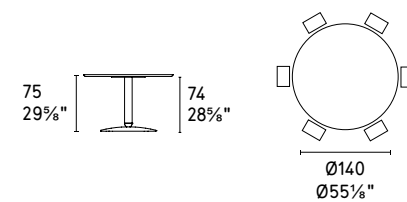
CS4121-RD 120 L



CS4121-RD 120 C



CS4121-RD 140 C



NOTA Per le combinazioni possibili, consultare il Listino Prezzi.  
NOTE Please refer to Price List for finishes combinations.





CS4121-RD 105 L | CS4121-RD 120 L

Tavolo rotondo fisso con diametro 105 cm o 120 cm, piano in MDF con finitura in nobilitato. Basamento con colonna di diam 100 mm con terminale a semisfera.

Fix round table with MDF melamine top diam 105 cm - 41 3/8" or 120 cm - 47 1/4". Frame with 100 mm  $\varnothing$  - 3 7/8" column with a half-sphere end fixed to a bulging ballasted plate.



CS4121-RD 120 C | CS4121-RD 140 C

Tavolo rotondo fisso con diametro 120 cm o 140 cm, piano in ceramica/marmo. Basamento con colonna di diam 100 mm con terminale a semisfera

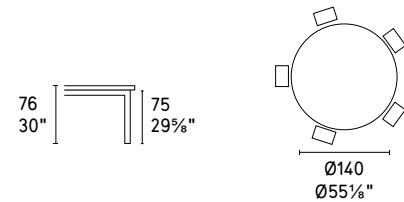
Fix round table with ceramic/marble top diam 120 cm - 47 1/4" or 140 cm - 55 1/8". Frame with 100 mm  $\varnothing$  - 3 7/8" column with a half-sphere end fixed to a bulging ballasted plate



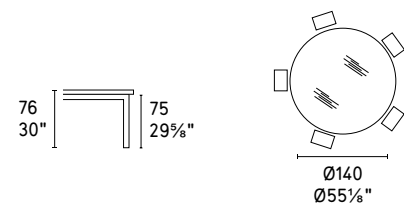
# Jungle ROUND

Design: Gino Carollo


CS4110-RDC 140



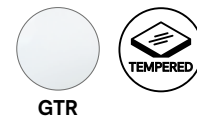
CS4110-RDV 140



CS4110-RDC 140



CS4110-RDV 140



NOTA Per le combinazioni possibili, consultare il Listino Prezzi.  
NOTE Please refer to Price List for finishes combinations.

Tavolo con doppio basamento in legno massello di frassino di sezione triangolare. Piano rotondo in ceramica accoppiata con vetro temperato (bordo inclinato spessore 12 mm - 1/2" thick) oppure in vetro temperato.

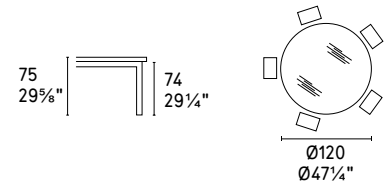
Table with double base characterized by the crossing of triangular section solid ashwood legs. Round top in ceramic coupled with tempered glass (slanted edge 12mm - 1/2" thick) or tempered glass top.



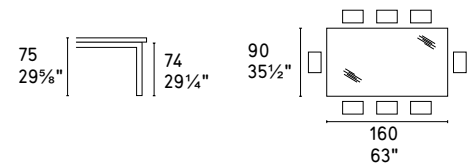
# Kent

Design: Calligaris Studio

## CS4105-RD 120 V



## CS4105-RC 160 V | CS4105-RC 160 C



P15L

P19W

P23W

P201



P1C

P166

P321

CERAMIC




GTR

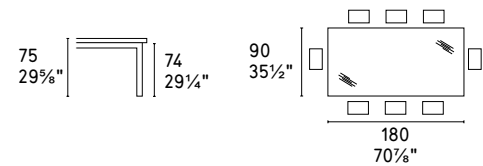


TEMPERED

## CS4105-RC 130 V | CS4105-RC 130 C



## CS4105-RC 180 V | CS4105-RC 180 C



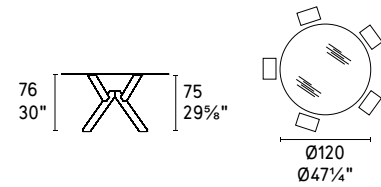
Tavolo fisso, rettangolare o rotondo con struttura in frassino massello. Piano in vetro temperato (spessore 12 mm) o in ceramica accoppiata con vetro temperato (spessore totale 11 mm).

Fix table with solid ashwood frame. Rectangular or round top in tempered glass (12 mm - 1/2" thick) or in ceramic coupled with tempered glass (11 mm - 3/8" total thick).

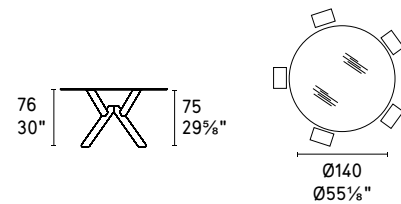


# Mikado FIX

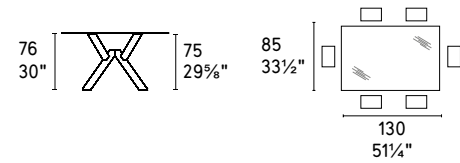
CB4728-V 120



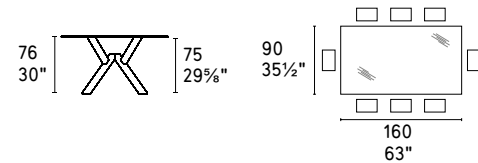
CB4728-V 140



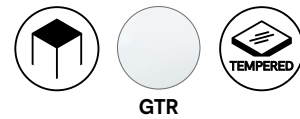
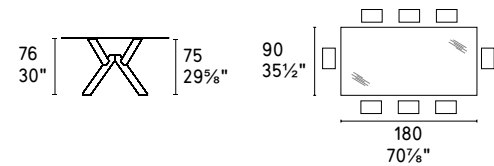
CB4728-RC 130 V



CB4728-RC 160 V



CB4728-RC 180 V



CB4728-V | CB4728-RC

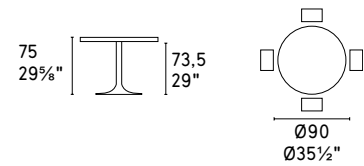
Tavoli fissi con base in faggio massello tinto o laccato. Piano circolare o rettangolare in vetro temprato

Fixed tables with stained or lacquered solid beechwood frame. Round or rectangular transparent tempered glass top.


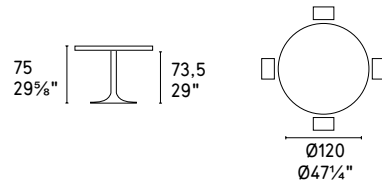


# Planet

## CB4005-S | CB4005-VS



## CB4005 | CB4005-V



## CB4005-V | CB4005-VS



## CB4005 | CB4005-S



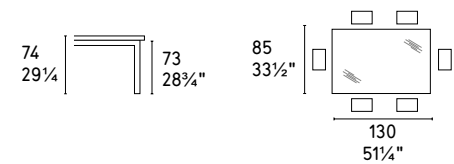
## CB4005-S | CB4005-VS | CB4005 | CB4005-V

Tavoli con piano rotondo e altezza 75 cm, con colonna conica sezione tonda diametro 80/60 mm in acciaio tubolare spessore 1,5 mm. Base di diametro 76 cm in lamiera spessore 3 mm. Piano in vetro temprato spessore 12 mm trasparente o serigrafato.

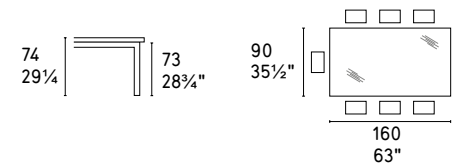
Tables with round top, 75 cm - 29 1/2" height, with 80/60 mm - 3 1/8" diameter round-section tapered pedestal base made from 1,5 mm - 1/16" thick steel tubing. 76 cm - 29 1/4" diameter base made from 3 mm - 1/8" thick sheet metal. Top made from 12 mm - 1/2" thick transparent or silk-screened toughened glass.

# Seven

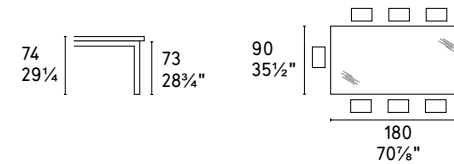
## CB4042-RC 130 G



## CB4042-RC 160 G



## CB4042-RC 180 G



P77



GTR



TEMPERED



CB4042-RC 130 G | CB4042-RC 160 G |  
CB4042-RC 180 G

Tavoli fissi con struttura in metallo e piano in vetro temperato.

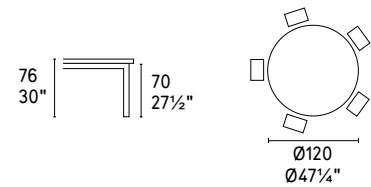
Fixed tables with metal steel frame and tempered glass top.



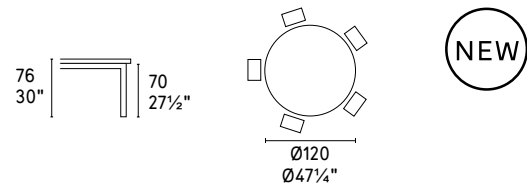
# Stellar

Design: Busetti Garuti Redaelli


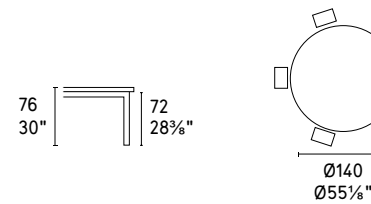
## CS4112-RD 120 L



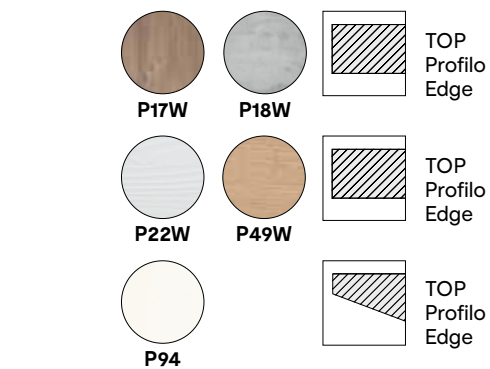
## CS4112-RD 120 C




## CS4112-RD 140 C



## CS4112-RD 120 L



NOTA Per le combinazioni possibili, consultare il Listino Prezzi.  
NOTE Please refer to Price List for finishes combinations.



## CS4112-RD 120 L | CS4112-RD 120 C | CS4112-RD 140 C

Tavolo fisso con piano circolare, diametro 120 cm, in truciolare nobilitato (25 mm) oppure con piano diametro 120 cm o 140 cm, in ceramica accoppiata con vetro temperato (12 mm). Sottopiano in mdf nobilitato (30 mm). Basamento in tubo Ø 25x2 mm.

Round fix table with melamine chipboard top (25 mm - 1"), diameter 120 cm - 47 1/4", or with ceramic coupled with tempered glass top (12 mm - 1/2") diameter 120 cm - 47 1/4" or 140 cm - 55 1/2". Melamine MDF (30 mm - 1 1/8") undertop. Metal tubing base Ø 25x2 mm - 1" x 3/8" mm.

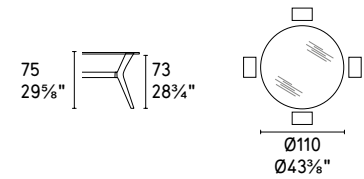




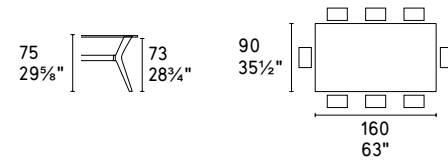
# Tokyo

Design: Fabio Di Bartolomei


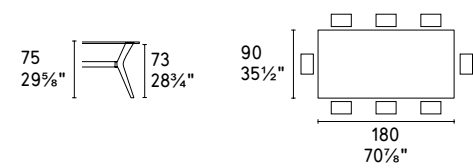
## CS18-RD 110 G



## CS18-RC 160 G | CS18-RC 160 C



## CS18-RC 180 G | CS18-RC 180 C



CS18-RD 110 G | CS18-RC 160 G | CS18-RC 180 G

Tavoli fissi con struttura in faggio massello e piano in vetro temperato.  
Fix tables with solid beechwood frame and tempered glass top.



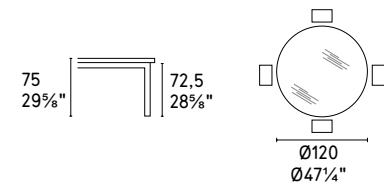
CS18-RC 160 C | CS18-RC 180 C | CS18-RC 200 C

Tavoli fissi, con struttura in faggio massello e piano in ceramica accoppiata con vetro temperato (spessore totale 11 mm).  
Fix tables with solid beech wood frame and ceramic coupled with tempered glass top (total thickness 11 mm - 3/8").

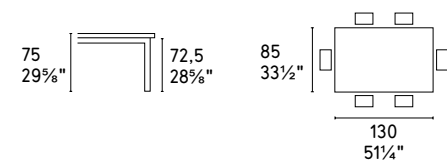


# Twister



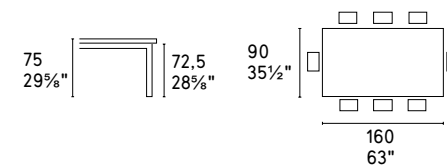
CB4782-RD 120



CB4782-RC 130



CB4782-RC 160



CB4782-RD 120 | CB4782-RC 130 | CB4782-RC 160

Tavoli fissi con struttura e gambe in metallo tubolare incrociato. Piano in nobilitato da 25 mm.

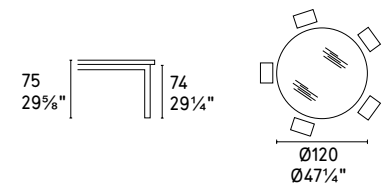
Fixed tables with crossed metal tubing base. 25 mm - 1" laminated top.



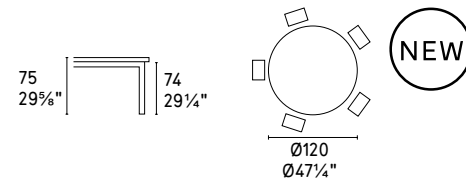
# Vortex

Design: Calligaris Studio


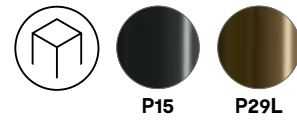
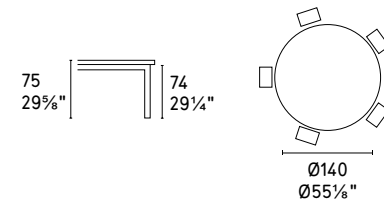
CS4108-RD 120 V




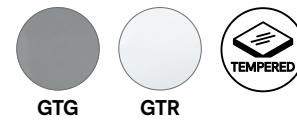
CS4108-RD 120 C



CS4108-RD 140 C



CS4108-RD 120 V



NOTA Per le combinazioni possibili, consultare il Listino Prezzi.  
NOTE Please refer to Price List for finishes combinations.



CS4108-RD 120 V | CS4108-RD 120 C | CS4108-RD 140 C

Tavolo rotondo fisso, con struttura elicoidale in metallo verniciato e piano in vetro temperato (spessore 12 mm) o in ceramica accoppiata con vetro temperato (spessore totale 12 mm).

Fix round table with helicoidal coated metal base and tempered glass top (thickness 12 mm - ½") or ceramic coupled with tempered glass top (total thickness 12 mm - ½").



*Tavoli HORECA*  
Programma Cocktail / Cocktail Program

# Programma Cocktail *Basi in legno*

Cocktail  
Program  
*Wooden  
Bases*



**BRANCH**



CB4794-B 43

Basamento per tavolo H 72,5 cm a colonna ramificata in faggio massello tinto, piastra superiore in metallo verniciato. Piedini regolabili.

Table base H 72,5 cm (28 $\frac{1}{2}$ " ) with branched column in solid dyed beech wood. Painted metal plate. Adjustable feet.



**STECCO**



CB4793-B 30 | CB4793-B 40

Basamento a 4 gambe inclinate in faggio massello tinto, dim 60x60 o 68,5x68,5 cm, H 72,5 cm, con piastra superiore in metallo verniciato. Piedini regolabili.

Table base with 4 inclined legs in solid beech dyed wood, dim 60x60 cm - 23 $\frac{1}{2}$ x23 $\frac{1}{2}$ " or 68,5x68,5 cm - 27x27", H 72,5 cm - 28  $\frac{1}{2}$ ". Painted metal plate. Adjustable feet.

# Programma Cocktail Basi in metallo

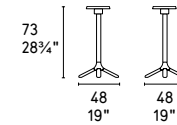
## Cocktail Program Metal Bases

Programma di basi (tonde, quadrate e a 4 razze) e colonne con sezioni quadrate e rotonde con dimensioni variabili e compatibili con quelle del piano. Altezze per tavoli da 75 e 110 cm. Possibilità di versioni in nero, bianco e in acciaio INOX AISI 304 (per esterno), o in lamiera cromata. Fornite con piedini per regolazione altezza.

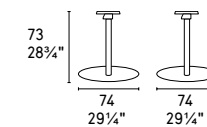

Bar table pedestal collection with square or round shape, variable dimension according to tops. Available heights for 75 and 110 cm (29½" and 43¼") tables. Available in black, white or stainless steel AISI 304 (outdoor use), or chromed. Levelling feet for heights adjustment.



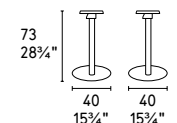
Fourghetti Bruno Barbieri  
Bologna - Italy  
Design by Davide Fabio Colaci



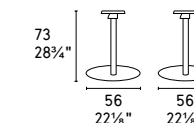
CB4761-B 48



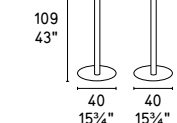
CB4759-B 74



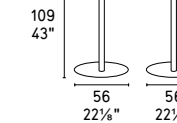
CB4759-B 40



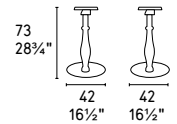
CB4759-B 56



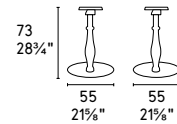
CB4759-A 40



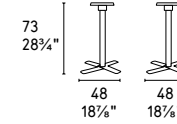
CB4759-A 56



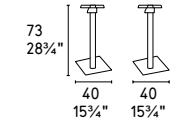
CB4787-B 42



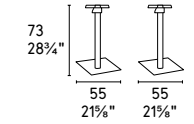
CB4787-B 56



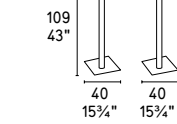
CB4786-B 48



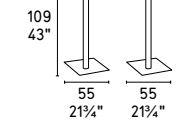
CB4760-B 40



CB4760-B 55



CB4760-A 40



CB4760-A 55





*Central Hotel  
Ljubiana - Slovenia  
Design by DPLAN - Slovenia*



*Marcello's Food Valley  
Mentone - France  
Arch. Mariuccia Bondavalli*



## Programma Cocktail Piani in marmo

## Cocktail Program Marble Tops

Piano per tavolo con finitura in ceramica/marmo da 6 mm accoppiata con lastra di vetro fumè da 6 mm. Fissaggio alla base tramite piastra in inox.


Table top with 6 mm - ¼" ceramic/marble finishing. Ceramic coupled with tempered glass (6 mm - ¼" thick). Fixing system to table base with stainless steel plate.



*Niwa Sushi Fusion  
Como - Italy  
Designed by  
NAOS Design Milano*

### Bordo verticale

Straight edge - 1,2 cm / ½"



### CB4792

69x69 / 79x79 / 89x89 cm  
27¼"x27¼" / 31⅞"x31⅞" / 35⅞"x35⅞"



P2C



P3C



P4C




P7C



CERAMIC

### Bordo verticale

Straight edge - 1,2 cm / ½"



### CB4792

Ø69 / Ø79 / Ø89 cm  
Ø27¼" / Ø31⅞" / 35⅞"



P2C



P3C



P4C



P7C



CERAMIC

P2C Marmo bianco / White marble  
P3C Marmo nero / Black marble  
P4C Marmo onice oro / Golden onyx marble  
P7C Marmo Emperador / Emperador marble

NOTA: Altre dimensioni disponibili a richiesta.  
NOTE: Other dimensions on request.

P2C

P3C

P4C

P7C



## Programma Cocktail Piani in laminato 3 cm

## Cocktail Program Laminated tops 3 cm

Piano per tavolo in truciolare da 30 mm, finito nella parte superiore e inferiore con Laminato. Bordo laterale verticale in ABS dello stesso colore del piano.

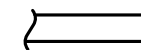
Square table top made of 30 mm - 1 1/8" thick chipboard panel and finished with laminate on the upper and lower side. ABS vertical side edge in the same colour as the top.



Tresor Fusion Restaurant  
Hannover (DE)  
Architect: Prado Design - Hannover

### Bordo verticale


Straight edge - 3 cm / 1 1/8"



#### CB4716


59x59 / 69x69 / 79x79 / 89x89 / 119x79 cm

23 1/4"x23 1/4" / 27 1/4"x27 1/4" / 31 1/8"x31 1/8" / 35 1/8"x35 1/8" / 46 7/8"x31 1/8"



### Bordo verticale

Straight edge - 3 cm / 1 1/8"



#### CB4715

Ø59 / Ø69 / Ø79 / Ø89 / Ø99 / Ø119 / Ø129

Ø23 1/4" / Ø27 1/4" / Ø31 1/8" / Ø35 1/8" / Ø39" / Ø46 7/8" / Ø50 7/8"



P02 Faggio sbiancato / Bleached beechwood

P12 Smoke / Smoke

P19W Rovere naturale / Natural oak

P27 Natural / Natural

P43W Rovere Grigio / Grey Oak

P94 Bianco ottico opaco / Matt optic white


P128 Wengé / Wenge

P201 Noce / Walnut

P810 Cemento / Cement

NOTA: Altre dimensioni disponibili a richiesta.

NOTE: Other dimensions on request.



## Programma Cocktail *Piani in laminato 5 cm*

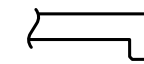
## Cocktail Program *Laminated tops 5 cm*

Piano con anima in MDF e bordo da da 50 mm, finito nella parte superiore con laminato. Bordo laterale verticale in ABS dello stesso colore del piano.

Table top with MDF core with 50 mm- 2" thick edge and finished with laminate on the upper side. ABS vertical side edge in the same colour as the top.




**Bordo verticale**  
Straight edge - 5 cm / 2"



**CB4712**

59x59 / 69x69 / 79x79 / 89x89 / 119x79 cm

23¼"x23¼" / 27¼"x27¼" / 31⅞"x31⅞" / 35⅞"x35⅞" / 46⅞"x31⅞"



P12

P19W

P27

P43W

P201

P12

P19W

P27

P43W

P201



**P12** Smoke / Smoke

**P27** Natural / Natural

**P19W** Rovere naturale / Natural oak

**P43W** Rovere Grigio / Grey Oak

**P201** Noce / Walnut

NOTA: Altre dimensioni disponibili a richiesta.  
NOTE: Other dimensions on request.

# Programma Cocktail Piani lucidi HR LAQ2

NEW

## Cocktail Program Glossy tops HR LAQ2



Piano per tavolo con anima in truciolare. Finitura nella parte superiore in laminato lucido HR LAQ2 antigraffio. Bordo da 30 mm in ABS ottone spazzolato.

Table top with chipboard core. Upper side in glossy laminated HR LAQ2 anti-scratch. 30 mm - 1A" straight edge in ABS brushed brass.




Hotel NH RIO Novo  
Venezia - Italy  
Architect: Ai Progetti - Venezia

**Bordo verticale**  
Straight edge - 3 cm / 1 1/8"



**CB4716**  
69x69 / 79x79 / 89x89 cm  
27 1/4" x 27 1/4" / 31 1/8" x 31 1/8" / 35 1/8" x 35 1/8"

**CB4715**  
Ø69 / Ø79 / Ø89 / Ø119 / Ø129 cm  
Ø27 1/4" / Ø31 1/8" / Ø35 1/8" / Ø46 7/8" / Ø50 7/8"



**Bordo ottone spazzolato**  
Brushed brass edge

## Programma Cocktail Piani in nobilitato

Piano per tavolo in agglomerato con spessore 35 o 25 mm, finito nella parte superiore e inferiore in materiale agglomerato nobilitato. Bordo laterale verticale dello stesso colore del piano. Adatto per utilizzo esterno non direttamente esposto ai raggi solari.

## Cocktail Program Melamine Tops

Table top made of 35 or 25 mm - 1 3/8" or 1" mm thick engineered stone and finished with melamine-faced panel on the upper and lower side. Vertical side edge in the same colour as the top. Suitable for outdoor use (not directly exposed to sunlight).



La Vineria del 25  
Carpi - Italy

**Bordo inclinato esterno**  
Externally bevelled edge - 3,5 cm / 1 3/8"



**CB4716**  
70x70 / 80x80 cm  
27 5/8" x 27 5/8" / 31 1/2" x 31 1/2"



P15

P94



P94



**Bordo inclinato esterno**  
Externally bevelled edge - 2,5 cm / 1"



**CB4715**  
Ø60 cm  
Ø23 5/8"



P15

P94



P15



**P15 Nero opaco / Matt black**  
**P94 Bianco ottico opaco / Matt optic white**

NOTA: Altre dimensioni disponibili a richiesta.  
NOTE: Other dimensions on request.

## Programma Cocktail Piani in laminato stratificato HPL

(BK anima nera)

## Cocktail Program HPL multilayer laminare tops

(BK black core)


Piano in laminato stratificato Anima Nera ad alta pressione (HPL), autoportante con spessore 10 mm. Bordo verticale di colore nero. Adatto per utilizzo esterno non direttamente esposto ai raggi solari e in aree coperte.

Stratified black core HPL, self-supporting with 10 mm - 1/2" thick. Black vertical edge. Suitable for outdoor use (not directly exposed to sunlight) and covered areas.



Radisson Blu Hotel  
Belorusskaya, Moscow

**Bordo verticale**  
Straight edge - 1 cm / 1/2"



**CB4762**

59x59 / 69x69 / 79x79 / 89x89 / 99x99 / 119x79 cm  
23 1/4"x23 1/4" / 27 1/4"x27 1/4" / 31 1/8"x31 1/8" / 35 1/8"x35 1/8" / 39"x39" / 46 7/8"x31 1/8"



P44W




P46W



P510

**Bordo verticale**  
Straight edge - 1 cm / 1/2"



**CB4762**

Ø59 / Ø69 / Ø79 / Ø89 / Ø99 / Ø119 / Ø129 cm  
Ø23 1/4" / Ø27 1/4" / Ø31 1/8" / Ø35 1/8" / Ø39" / Ø46 7/8" / Ø50 7/8"



P20W



P44W



P46W



P94



P421



P510

**P20W** Pietra / Stone grey

**P44W** Corten / Corten

**P46W** Industrial / Industrial

**P94** Bianco ottico opaco / Matt optic white

**P421** Nero / Black

**P510** Ardesia / Slate grey

NOTA: Altre dimensioni disponibili a richiesta.

NOTE: Other dimensions on request.

P44W

P46W

P510

P20W

P94

P421




## Programma Cocktail *Piani in laminato stratificato HPL*

(BK anima nera)

## Cocktail Program *HPL multilayer laminare tops*

(BK black core)

**Bordo inclinato interno a 45°**  
45° internally bevelled edge - 1 cm / 1/2"



### CB4764

59x59 / 69x69 / 79x79 / 89x89 / 99x99 / 119x79 cm  
23 1/4"x23 1/4" / 27 1/4"x27 1/4" / 31 1/8"x31 1/8" / 35 1/8"x35 1/8" / 39"x39" / 46 7/8"x31 1/8"



P20W



P94



P421

**P20W** Pietra / Stone grey  
**P94** Bianco ottico opaco / Matt optic white  
**P421** Nero / Black

NOTA: Altre dimensioni disponibili a richiesta.  
NOTE: Other dimensions on request.

P20W

P94

P421



Piano in laminato stratificato Anima Nera ad alta pressione (HPL), autoportante con spessore 10 mm. Bordo inclinato di colore nero. Adatto per utilizzo esterno non direttamente esposto ai raggi solari e in aree coperte.

Stratified black core HPL, self-supporting with 10 mm - 1/2" thick. Black internally bevelled edge. Suitable for outdoor use (not directly exposed to sunlight) and covered areas.



## Programma Cocktail Piani in laminato stratificato HPL

(FC Full Color)

## Cocktail Program HPL multilayer lamine tops

(FC Full Color)

Piano in laminato stratificato Full Color ad alta pressione (HPL), autoportante con spessore 10 mm. Bordo arrotondato. Adatto per utilizzo esterno non direttamente esposto ai raggi solari.

Stratified full colour HPL, self-supporting with 10 mm - 1/2" thick. Rounded edge. Suitable for outdoor use (not directly exposed to sunlight).



**Bordo inclinato interno a 45°**  
45° internally bevelled edge - 1 cm / 1/2"



**CB4764**

59x59 / 69x69 / 79x79 / 89x89 / 99x99 / 119x79 cm  
23 1/4"x23 1/4" / 27 1/4"x27 1/4" / 31 1/8"x31 1/8" / 35 1/8"x35 1/8" / 39"x39" / 46 7/8"x31 1/8"



P94

**Bordo arrotondato**  
Rounded edge - 1 cm / 1/2"



**CB4763**

Ø59 / Ø69 / Ø79 / Ø89 cm  
Ø23 1/4" / Ø27 1/4" / Ø31 1/8" / 35 1/8"



P94

P94 Bianco ottico opaco / Matt optic white

NOTA: Altre dimensioni disponibili a richiesta.  
NOTE: Other dimensions on request.

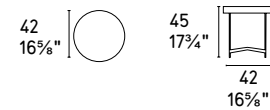


*Complementi*  
Occasional furniture


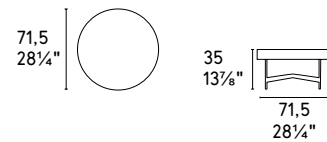
# Arena

Design: Radice Orlandini

CS5118-S



CS5118-M



CS5118-S | CS5118-M

Tavolini con base in metallo e struttura tubolare Ø 14 mm. Crociera 40x10 mm e lama con spessore da 3 mm. Vassoio fissato alla base con piano in mdf nobilitato ed anello in rigenerato di cuoio. Puntali in polietilene nero.


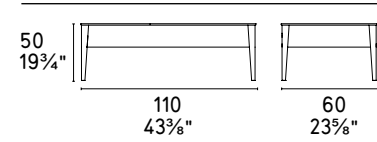
Coffee tables with metal tubing base and 14 mm - 1/2", 40x10 mm - 1 1/2" - 3/8" crossed frame structure and 3 mm - 1/8" thick blade. Tray fixed to the base with a melamine MDF top with a regenerated leather ring. Tips in black polyethylene.



# Around

Design: Archirivolto

CS5125



CS5125

Tavolino con struttura in MDF impiallacciato. Piani in ceramica con meccanismo di movimentazione ammortizzato da pistoni a gas.

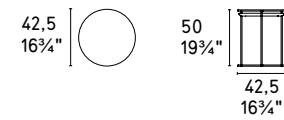
Coffee table with MDF veneered structure. Ceramic tops with soft movement mechanism cushioned by gas pistons.



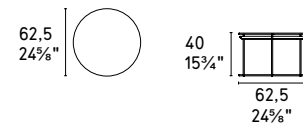
# Atollo

Design: Archirivolto

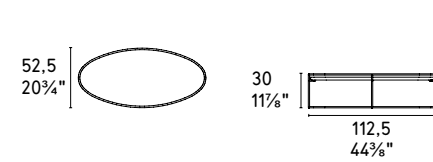
CS5098-CS | CS5098-WS



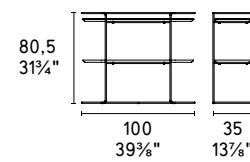
CS5098-CM | CS5098-WM




CS5098-CL | CS5098-WL



CS5130-C | CS5130-W



NOTA Per le combinazioni possibili, consultare il Listino Prezzi.  
NOTE Please refer to Price List for finishes combinations.





CS5098-CS | CS5098-WS | CS5098-CM | CS5098-WM | CS5098-CL | CS5098-WL

Tavolini con piano in MDF impiallacciato o in ceramica, spessore 2,2 cm. Base in tondino di metallo Ø 11 mm con finitura verniciata o in ottone lucido.

Coffe table with top (thickness 2,2 cm - 7/8") in ceramic or MDF veneered. Metal-rod tubing base (11 mm - 3/8") available in coated or polished brass version.



CS5130-C | CS5130-W

Consolle con fusto in metallo verniciato, piano superiore in legno laccato o ceramica/marmo, piano inferiore in legno laccato.

Console table with varnished metal frame. Lacquered wooden or ceramic/marble upper tops and lacquered wooden lower top.

# Bam

NEW

Design: Archirivolto

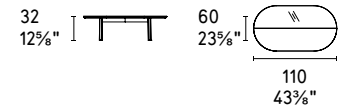
CS5128-S



CS5128-M



CS5128-L




P15L

CS5128-S




P15L GMB



P15L GMG

CS5128-M



P15L P9C



P15L P15C




CERAMIC

CS5128-L



P15C GMB



P9C GMG



CERAMIC





#### CS5128-S | CS5128-M

Tavolino caffè con 4 gambe a sezione semi-ellittica in legno massello, piano in bi-materiale diam 50 cm o 80 cm.

Coffee table with dried solid wood 4 leg with semi-elliptical section frame. Diam 50 cm - 19 $\frac{1}{8}$ " or 80 cm - 31 $\frac{1}{2}$ " top in two materials.



#### CS5128-L

Tavolino caffè con 4 gambe a sezione semi-ellittica in legno massello, piano ellittico da 120x60 cm in bi-materiale.

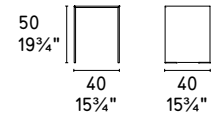
Coffee table with dried solid wood 4 leg with semi-elliptical section frame. Elliptical top 120x60 cm - 47 $\frac{1}{4}$ "x23 $\frac{3}{8}$ " in two materials.




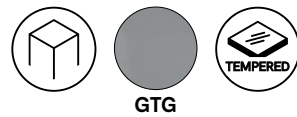
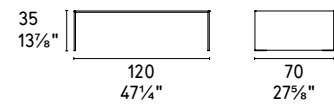
# Bridge

Design: Calligaris Studio

CS5099-S




CS5099-L



CS5099-S / CS5099-L

Tavolini con struttura a ponte in vetro temperato fumè e piano in ceramica.

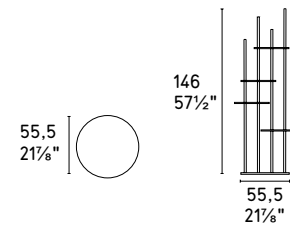
Coffee tables with bridge shape frame in smoke grey tempered glass and ceramic top.



# Circles

Design: Busetti Garuti Redaelli

CS5107



CS5107

Struttura in metallo tubolare Ø 18 mm, ripiani in lamiera con spessore da 4 mm e base da 8 mm. Feltrini di appoggio. Test stabilità secondo UNI EN 14749.

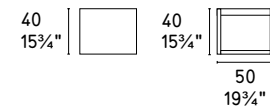
Circular shelf with 18 mm - 3/4" metal tubing structure, 4 mm - 1/8" thick metal shelves and 8 mm - 5/16" base. Support pads. Stability test according to UNI EN 14749.



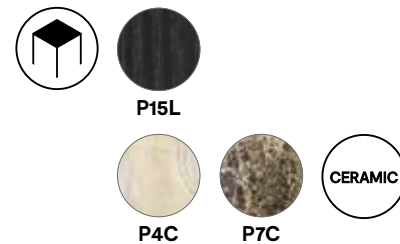
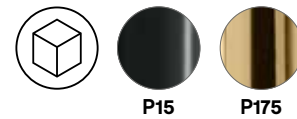
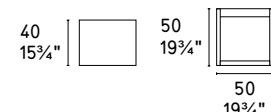
# Daytona

Design: Gino Carollo

CS5115-CS | CS5115-WS




CS5115-CM | CS5115-WM



CS5115-CS | CS5115-CM  
CS5115-WS | CS5115-WM

Tavolino con struttura in metallo. Base circolare in tubo  $\varnothing$  16x2 mm. Piano in ceramica incassato sulla struttura a "L" 15x15x2 mm fissato con calamite.

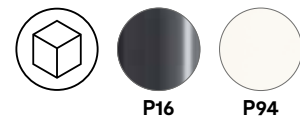
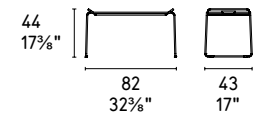
Coffee table with metal structure. Circular tubing base  $\varnothing$  16x2 mm -  $\frac{5}{8} \times \frac{1}{8}$ ". Built-in ceramic top fixed on 15x15x2 mm -  $\frac{5}{8} \times \frac{5}{8} \times \frac{1}{8}$ " "L" structure with magnets.



# Filo

Design: Busetti Garuti Redaelli

CS5097



CS5097

Tavolino con piano di appoggio asportabile in legno impiallacciato, struttura in metallo verniciato.


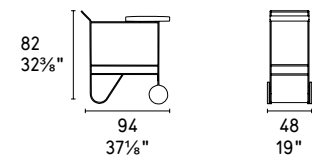
Coffee table with removable wooden veneered top, coated metal frame.



# Giro

Design: Alessio Romano

CS5123



CS5123

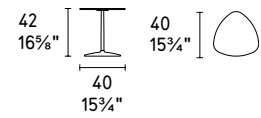
Carrello con struttura in metallo. Tubo quadro 12x12 mm. Piani in mdf nobilitato con spessore da 10 mm e vassoio in appoggio amovibile Ø 400 mm in mdf nobilitato con spessore 10 mm e bordo in rigenerato di cuoio. Ruote gemellate Ø 180 mm.

Trolley with metal structure. Square tube 12x12 mm - 1/2"x1/2". 10 mm - 3/8" thick melamine MDF shelves with Ø 400 mm - 15 3/4" removable tray in 10 mm - 3/8" thick melamine MDF, bonded with regenerated leather. Twin wheels Ø 180 mm - 7 1/8".

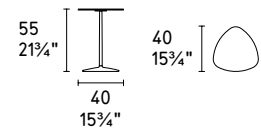


# Islands

## CB5061-A



## CB5061-B



P15

P94

P176


P328



## CB5061-A | CB5061-B

Tavolini con piano in MDF laccato spessore 1,2 cm. Colonna in metallo a sezione trilobata 2,5x2,5 cm spessore 2 mm, conificata. Base triangolare in poliuretano espanso verniciato.

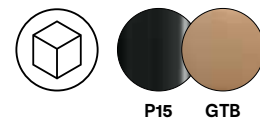
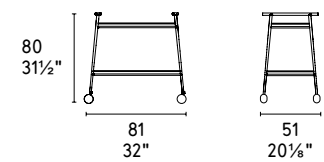
Coffee tables with lacquered MDF top. Tapered metal pedestal base with 2,5x2,5 cm - 1"x1" triple-ringed section, 2 mm - 1/8" thick. Triangular base made of coated expanded PU foam.



# Love

Design: Radice Orlandini

CS5122



CS5122

Carrello con struttura in metallo e gambe conificate Ø 20-14 mm, 4 ruote piroettanti Ø 60 mm, 2 ripiani in vetro temperato (10 mm).



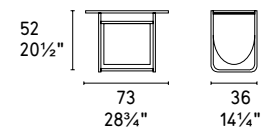
Trolley with metal structure and tapered legs Ø 20-14 mm, - 3/4"-1/2" 4 swivelling castors with running wheels Ø 60 mm - 2 3/8", 2 shelves in tempered glass (10 mm - 3/8").



# Magazine

Design: Busetti Garuti Redaelli

CS5108-C | CS5108-W



CS5108-C | CS5108-W

Tavolino con struttura in metallo Ø 14x2 mm, tasca porta riviste in rigenerato di cuoio, ripiano in ceramica accoppiata con abs oppure in legno, fissato alla struttura.

Coffee table with wetal structure Ø 14x2 mm - 14x2 mm - 1/2x1/8", magazine pocket in regenerated leather, ceramic coupled with abs shelf or wooden top, fixed to the structure.

NOTA Per le combinazioni possibili, consultare il Listino Prezzi.  
NOTE Please refer to Price List for finishes combinations.

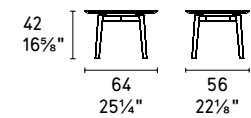




# Match

Design: Studio 28

## CS5084-C



NOTA Per le combinazioni possibili, consultare il Listino Prezzi.

NOTE Please refer to Price List for finishes combinations.

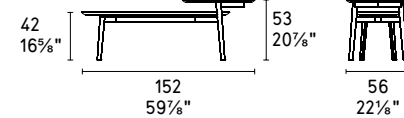


## CS5084-C

Tavolino rettangolare 64x56 cm, altezza 42 cm. Piano in MDF impiallacciato spessore 2,2 cm. Base in massello di legno, composta da due fianchetti con gambe coniche sezione 4x2,5 cm / 3x2 cm.

64x56 cm - 25 1/4 x 22 1/8" rectangular coffee table, 42 cm - 16 5/8" height. 2,2 cm - 7/8" thick veneered MDF top. Solid wood base consisting of two sides with 4x2,5 cm - 1 5/8 x 1" / 3x2 cm - 1 1/8 x 3/8" tapered legs section.


## CS5084-D



## CS5084-D

Tavolino rettangolare 152x56 cm, altezza 42/53 cm. Piani in MDF impiallacciato spessore 2,2 cm. Base in massello di legno, composta da due fianchetti con gambe coniche sezione 3,5x2,5 cm / 3x2,1 cm e 4x2,5 cm / 3x2 cm.

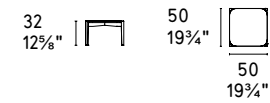
152x56 cm - 59 7/8 x 22 1/8" rectangular coffee table, 42/53 cm - 16 5/8 / 20 7/8" height. 2,2 cm - 7/8" thick veneered MDF tops. Solid wood base consisting of two sides with 3,5x2,5 cm - 1 3/8 x 1" / 2x2,1 cm - 1 5/8 x 7/8" and 4x2,5 cm - 1 5/8 x 1" / 3x2 cm - 1 1/8 x 3/4" tapered legs section.



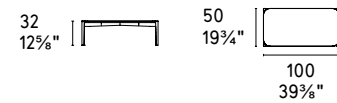
# Palette NEW

Design: Archirivolto

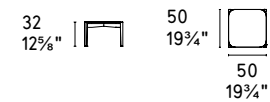
CS5129-Q



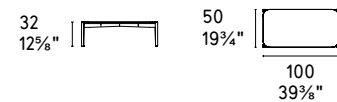
CS5129-R



CS5129-Q C




CS5129-R C



Material and finish options:

- P15L (Black)
- P19W (Wood)
- P15L (Black)
- P19W (Wood)
- P9C (Marble)
- P15C (Ceramic)
- CERAMIC





CS5129-Q

Tavolino caffè con basamento a 4 gambe in legno massello, piano dimensioni 50x50 cm in legno laccato o impiallaciato.

Coffee table with dried solid wood 4 leg frame. Lacquered or veneered wooden top 50x50 cm - 19%<sup>1</sup>x19%<sup>1</sup>.

CS5129-Q C

Tavolino caffè con basamento a 4 gambe in frassino massello, piano dimensioni 50x50 cm in ceramica/marmo.

Coffee table with dried solid wood 4 leg frame. Ceramic/marble top 50x50 cm - 19%<sup>1</sup>x19%<sup>1</sup>.



CS5129-R

Tavolino caffè con basamento a 4 gambe in legno massello, piano dimensioni 50x110 cm in legno laccato o impiallaciato.

Coffee table with dried solid wood 4 leg frame. Lacquered or veneered wooden top 50x110 cm - 19%<sup>1</sup>x43<sup>1</sup>/<sub>4</sub><sup>1</sup>.

CS5129-R C

Tavolino caffè con basamento a 4 gambe in frassino massello, piano dimensioni 50x110 cm in ceramica/marmo.

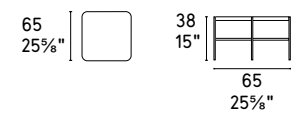
Coffee table with dried solid wood 4 leg frame. Ceramic/marble top 50x110 cm - 19%<sup>1</sup>x43<sup>1</sup>/<sub>4</sub><sup>1</sup>.



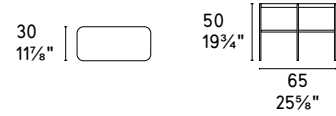
# Puro

Design: E-ggs

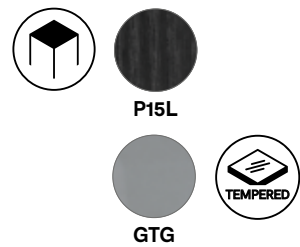

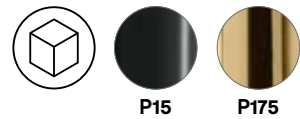
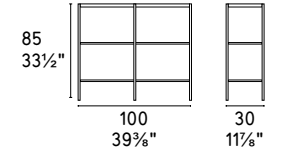
CS5117-CQ | CS5117-Q



CS5117-CR | CS5117-R



CS5116-C | CS5116-V



NOTA Per le combinazioni possibili, consultare il Listino Prezzi.  
NOTE Please refer to Price List for finishes combinations.



CS5117-CQ

Tavolino con struttura in metallo Ø 16x2 mm con piedini regolabili. Ripiano superiore in ceramica accoppiata con abs. Ripiano inferiore in MDF nobilitato.

Coffee table with metal tubing frame Ø 16x2 mm - 5/8x1/8" and adjustable feet. Upper ceramic top coupled with abs. Lower top in melamine MDF.



CS5117-Q

Tavolino con struttura in metallo Ø 16x2 mm con piedini regolabili. Piani in vetro temperato.

Coffee table with metal tubing frame Ø 16x2 mm - 5/8x1/8" and adjustable feet. Upper and lower glass top.



CS5117-CR

Tavolino con struttura in metallo Ø 16x2 mm con piedini regolabili. Ripiano superiore in ceramica accoppiata con abs. Ripiano inferiore in laccato nero opaco.

Coffee table with metal tubing frame Ø 16x2 mm - 5/8x1/8" and adjustable feet. Upper ceramic top coupled with abs. Lower top in melamine MDF.



CS5117-R

Tavolino con struttura in metallo Ø 16x2 mm con piedini regolabili. Piani in vetro temperato.

Coffee table with metal tubing frame Ø 16x2 mm - 5/8x1/8" and adjustable feet. Upper and lower glass top.



CS5116-C

Tavolino console con struttura in metallo Ø 16x2 mm con piedini regolabili. Piano superiore in ceramica accoppiata con abs. Piano inferiore in MDF nobilitato.


Console table with metal tubing frame Ø 16x2 mm - 5/8x1/8" and adjustable feet. Upper ceramic top coupled with abs. Lower top in melamine MDF.



CS5116-V

Tavolino console con struttura in metallo Ø 16x2 mm con piedini regolabili. Piani in vetro temperato.

Console table with metal tubing frame Ø 16x2 mm - 5/8x1/8" and adjustable feet. Upper and lower glass top.


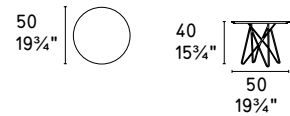
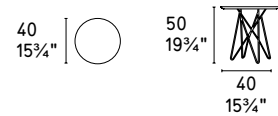


# Stellar

Design: Busetti Garuti Redaelli

CS5113-CS | CS5113-WS

CS5113-CM | CS5113-WM



CS5113-CS | CS5113-WS

Tavolini con ripiano in laccato o in ceramica accoppiata con ABS. Base in tondino Ø 11 mm e puntali in polietilene nero.

Coffee tables with lacquered top or with ceramic coupled with ABS top. 11 mm - 3/8" rod base and black polyethylene tips.

CS5113-CM | CS5113-WM

Tavolini con ripiano in laccato o in ceramica accoppiata con ABS. Base in tondino Ø 11 mm e puntali in polietilene nero.

Coffee tables with lacquered top or with ceramic coupled with ABS top. 11 mm - 3/8" rod base and black polyethylene tips.

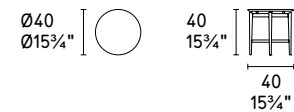
NOTA Per le combinazioni possibili, consultare il Listino Prezzi.  
NOTE Please refer to Price List for finishes combinations.




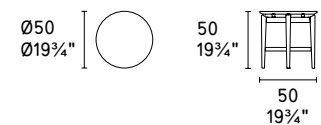
# Symbol

Design: *Edi & Paolo Ciani*

CS5055-RD | CS5055-RD C



CS5055-RDS | CS5055-RDS C



CS5055-RD | CS5055-RDS  
CS5055-RD C | CS5055-RDS C

Tavolini tondi con piano in MDF laccato o impiallacciato spessore 1,9 cm o ceramica. Distanziali per il piano in acciaio inox diametro 2x2,2 cm. Base in massello di legno, composta da tre gambe conifere spessore 3/2 cm e due crociere sezione 2,7x3,7 cm.


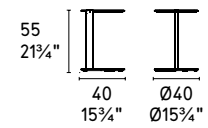
Round coffee tables. 1,9 cm - 3/4" thick lacquered or veneered MDF or ceramic top. Diameter 2x2,2 cm - 3/4x7/8" stainless steel spacers. Solid wood base, made of three tapered legs (3/2 cm - 1 1/8 x 3/4" thick) and two cross-shaped plate (2,7x3,7 cm - 1 1/8 x 1 1/2" section).



# Tender

Design: Busetti Garuti Redaelli

CS5089



P27P P94 P100




P160 P328



CS5089

Tavolino in metallo verniciato, realizzato con piano in lamiera bordata, colonna in tubo ovale da 60x30x2 mm. Base in acciaio ribordata con anello di rinforzo interrotto. Possibilità di passaggio cavo elettrico nella colonna. Elemento decorativo in polipropilene colorato per il passaggio cavi. Piedini in PE trasparente.

Coated metal coffee table, with hemmed sheet metal top and 60x30x2 mm - 2 3/8x1 1/8" oval tube pedestal base. Steel base edged with reinforcing ring. Possibility to arrange electrical cable passage in the pedestal base. Decorative element in coloured polypropylene for cable passage. Transparent PE feet.

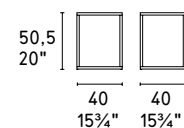




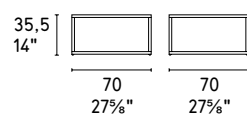
# Thin

Design: Calligaris Studio


CS5119-S | CS5119-SC




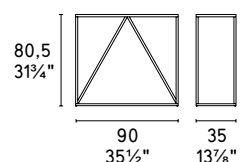
CS5119-M | CS5119-MC



CS5119-L | CS5119-LC



CS5120 | CS5120-C



CS5119-S | CS5119-SC | CS5119-M | CS5119-MC  
CS5119-L | CS5119-LC

Tavolino con struttura in metallo sez. 10x10 mm. Piano in metallo oppure in ceramica accoppiata con ABS fissato alla struttura con calamite.

Coffee table with metal structure section 10x10 mm - 3/8x 3/8". Mital top or ceramic coupled with ABS top, fixed to the structure with magnets.

CS5120 | CS5120-C

Consolle con struttura in metallo sez. 10x10 mm. Piano in ceramica accoppiata con abs fissato alla struttura con calamite. Dimesioni 90x35 cm e altezza 80,5 cm.

Console table with metal structure section 10x10 mm - 3/8x 3/8". Ceramic coupled with abs top, fixed to the structure with magnets. Dimension 90x35 cm - 35 1/2x13 3/8" and height 80,5 cm -31 1/4".

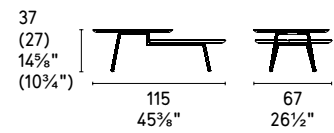
NOTA Per le combinazioni possibili, consultare il Listino Prezzi.  
NOTE Please refer to Price List for finishes combinations.



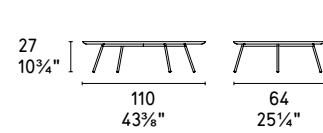
# Tweet

Design: Gino Carollo

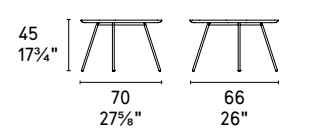
CS5085



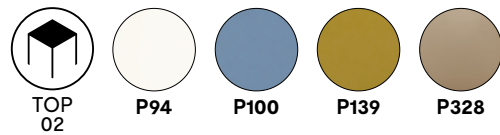


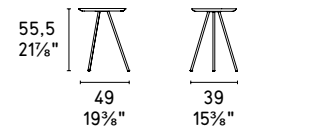
CS5085-L



CS5085-M



CS5085-S



NOTA Per le combinazioni possibili, consultare il Listino Prezzi.  
NOTE Please refer to Price List for finishes combinations.





CS5085

Tavolino con doppio piano di appoggio in legno impiallacciato o laccato goffrato, struttura in metallo verniciato.

Coffee table with double top in veneered wood or lacquered, frame in metal with one coat epoxy coating.



CS5085-L

Tavolino con piano di appoggio in legno impiallacciato, laccato goffrato o ceramica, struttura in metallo verniciato.

Coffee table with wooden veneered, embossed lacquered or ceramic top, coated metal frame.



CS5085-M

Tavolino con piano di appoggio in legno impiallacciato o laccato goffrato, struttura in metallo verniciato.

Coffee table with wooden veneered or embossed lacquered top, coated metal frame.



CS5085-S

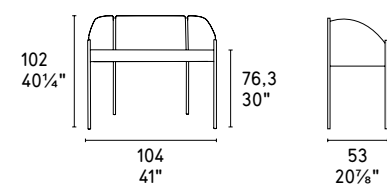
Tavolino con piano di appoggio in legno impiallacciato o laccato goffrato, struttura in metallo verniciato.

Coffee table with wooden veneered or embossed lacquered top, coated metal frame.

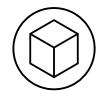
# Biblio

Design: Archrivolto

CS4116



P15



R04




P15L



CS4116

Scrivania con struttura metallica Ø 25 mm, dim. 53x104 cm, H 102 cm. Pannelli di lamiera rivestita in rigenerato di cuoio. Ripiano e cassetto in nobilitato laccato. Foro passacavi sul ripiano.

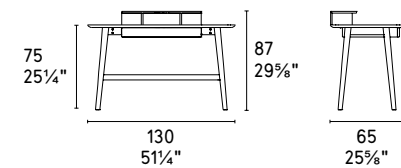
Home-office desk with metal structure Ø 25 mm - 1", dim. 53x104 cm, H 102 cm - 20 3/8x41" H 40 3/4". Lateral panels covered with regenerated leather. Table top and drawer in lacquered melamine. Cable hole on table top.



# Match

Design: Gino Carollo

CS4080



CS4080

Scrivania con piano 130x65 cm, altezza 75 cm. Piano in MDF spessore 22 mm, impiallacciato precomposto lato superiore e verniciato lato inferiore, i bordi arrotondati sono verniciati in tinta con il lato inferiore. Alzatina 70x23 mm altezza 12 cm, in MDF melaminico verniciato spessore 14 mm. Cassetto in MDF e truciolare melaminico verniciato con dimensioni interne nette 62,5x43,5x5 cm. Basamento in massello di frassino verniciato.

130x65 cm - 51 1/4x25 1/4" desk top, 75 cm - 29 1/2" height. 22 mm - 7/8" thick MDF top, wood veneered on the upper side and coated on the lower side. The rounded edges are coated in the same colour as the lower side. 70x23 - 27 1/2x9 1/2" raised back, 12 cm - 4 3/4" height, made of 14 mm - 1/2" coated melamine MDF. Drawer in MDF and coated melamine chipboard panel with 62,5x43,5x5 cm - 24 5/8x17 1/8x2" inner sizes. Coated solid ash wood base.



# Sky

NEW

Design: Michele Menescardi

7192-A 240x170 cm / 94½"x67"

7192-B 300x200 cm / 118⅞"x78¾"

7192-C Ø 230 cm / Ø 90⅝"



**Mattone**  
Brick Red




**Tortora**  
Taupe



**Bordeaux**  
Burgundy



**Blu**  
Blue



*Divani*  
Sofas

# Divani Sofas



Carré CS3410



Danny CS3384



Facing CS3396



Le Marais CS3413



Lounge CS3374



Meridien CS3411



Metro CS3370



Mies CS3398



Queens CS3412



Square CS3371





Sweet CS3383



Ypsilon CS3399



## FINITURE MATERIALI / FINISHING MATERIALS

LEGENDA E INFORMAZIONI GENERALI	KEY AND GENERAL INFORMATION	II - III
	LEGGI WOOD TYPES	IV - VI
	AGGLOMERATO QUARZO QUARTZ CONGLOMERATE	VI
	CERAMICA CERAMICS	VII
	METALLI METALS	VIII
	MATERIALI PLASTICI PLASTIC MATERIALS	IX - X
	VETRI GLASS OPTIONS	X
	TESSUTI FABRICS	XI - XIII
	MATERIALI SINTETICI LAVABILI WASHABLE SYNTHETIC FABRICS	XIII - XIV
	MATERIALI NATURALI NATURAL MATERIALS	XIV
	PELLI LEATHERS	XV
	PROGRAMMA MADE TO ORDER  MADE TO ORDER PROGRAM	XVI
	Rivestimenti a scelta - Categoria A Upholstery options - Category A	XVI
	Rivestimenti a scelta - Categoria B Upholstery options - Category B	XVII
	Rivestimenti a scelta - Categoria C Upholstery options - Category C	XVIII
	Rivestimenti a scelta - Categoria D Upholstery options - Category D	XIX
	Rivestimenti a scelta - Categoria E Upholstery options - Category E	XX
	Rivestimenti a scelta - Categoria F Upholstery options - Category F	XXI
	Rivestimenti a scelta - Categoria G Upholstery options - Category G	XXI
	PROGRAMMA RIVESTIMENTI CONTRACT  CONTRACT UPHOLSTERY PROGRAM	XXII
	Velluti ignifughi a richiesta Flame retardant Velvets on request	XXII - XXIII
	Tessuti ignifughi a richiesta Flame retardant Fabrics on request	XXIV - XXVII
	Similpelli ignifughe a richiesta Flame retardant faux Leather on request	XXVIII - XXXI
	PIEDINI PER SEDIE IN LEGNO GLIDERS FOR WOODEN CHAIRS	XXXII

Le caratteristiche di tessuti e materiali contenute nel presente listino sono puramente indicative.

La selezione deve essere effettuata in base alla destinazione d'uso finale.

Vi preghiamo di contattare l'ufficio Contract per eventuale supporto e la relativa definizione.

The features of fabrics and materials contained in this price list are a suggestion only.

The selection of a specific material must be made according to the final intended use.

Please contact the Contract office for any support.

## Legni / Wood types

- Per una corretta lettura delle Finiture dei Legni vi preghiamo di notare che la prima voce (Finitura) indica la tinta del prodotto e corrisponde al codice P... che favorisce un più rapido abbinamento dei prodotti aventi la medesima finitura, anche se realizzati in essenza diversa. La seconda voce (Essenza) indica il materiale legnoso di cui è costituito il supporto della finitura.
  - Le tavole colore riproducono il più fedelmente possibile e nelle dimensioni reali le caratteristiche strutturali delle diverse essenze legnose.
  - Il legno è un corpo vivo pertanto delle piccole differenze di colore possono verificarsi a seconda delle diversità strutturali delle varie essenze.
- In order to interpret the Wood Finishes correctly, please note that the first indication (Finish) identifies the product stain and corresponds to the P... code. The finish code is very useful as it makes products with the same finish easy to combine, even though the wood essence is different.
  - The stain colour samples show all the different wood essences. Structural and dimensional qualities are reproduced accurately.
  - Wood is a living element, therefore slight colour variations may occur, depending on the structural differences of each wood essence.

## Metalli / Metals

Il codice P... individua il colore dell'articolo o del componente.  
The "P..." code identifies the colour of the item component.



## Materiali plastici / Plastic materials

Il codice P... individua il colore dell'articolo o del componente.  
The "P..." code identifies the colour of the item component.



Policarbonato  
Polycarbon



Polimetilmetacrilato  
Polymethyl methacrylate



Polipropilene  
Polypropylene



Polivinilcloruro  
Polyvinyl chloride



Acido poliLattico  
Poly Lactic Acid

	- I Manutenzione e pulizia	- F Entretien et nettoyage	- J メンテナンスとクリーニング
	- GB Maintenance and cleaning	- RUS техническое обслуживание и очистку	
	- D Wartung und Reinigung	- E Mantenimiento y limpieza	

<p><b>OK</b></p>	<p><b>NO</b></p>
------------------	------------------

- I Usare acqua e sapone neutro	- E Use un jabón suave y agua
- GB Use mild soap and water	- J 中性洗剤と水を使用
- D Verwenden Sie eine milde Seife und Wasser	
- F Utiliser un savon doux et de l'eau	
- RUS Использовать нейтральное мыло и воду	

### ATTENZIONE!

Per garantire la durata del prodotto pulire le parti in plastica utilizzando solo acqua tiepida e sapone neutro.

Evitare assolutamente l'uso di alcol etilico o di detersivi contenenti, anche in piccole quantità, acetone, trielina e ammoniaca e solventi in generale.

Non usare sgrassatori universali.

Non usare prodotti abrasivi

### ATTENTION!

In order to guarantee product durability, clean the plastic elements by using lukewarm water and mild soap only.

Do not use ethyl alcohol or detergents that contain even small amounts of acetone, trichloroethylene or ammonia or solvents in general.

Do not use any universal degreaser.

Do not use abrasive products.

## Materiali sintetici lavabili / Washable synthetic fabrics

- I materiali sintetici lavabili devono essere puliti regolarmente per mantenerne integro l'aspetto e prevenire la formazione di depositi di sporco e di agenti contaminanti.
- Sporco e macchie devono essere rimosse prontamente prima che possano essere assorbite in profondità.
- Pulire la superficie del tessuto utilizzando soltanto un panno bianco inumidito e saponi o detersivi neutri specifici.
- Vernici, detersivi aggressivi, solventi come acetone o diluente possono causare un danno immediato al tessuto, contribuendo così al suo deterioramento. Pertanto, la scelta e l'utilizzo di tali sostanze è a proprio rischio e pericolo.
- Determinati coloranti di vestiti o di accessori (come quelli utilizzati nei jeans denim) possono migrare verso colori più chiari. Questo fenomeno è incrementato dall'umidità e dalle temperature ed è irreversibile. Calligaris S.p.A. non si assume alcuna responsabilità per il trasferimento di colorante causato da agenti esterni e possibili macchie permanenti causate da questo fenomeno.

- Washable synthetic fabrics should be cleaned periodically in order to maintain their appearance and prevent build-up of dirt and contaminants.
- Any stain, spills or soiling should be cleaned up promptly to prevent the possibility of permanent staining.
- Use soft soapy solutions or special cleaning products for washable synthetic fabrics to remove stains on the surface of the material. Remove only with a damp white cloth.
- Lacquers, strong cleaners or acetone cause immediate damage and contribute to the deterioration of the material. The use of such cleaners is at owner's risk.
- Certain clothing and accessory dyes (such as those used on denim jeans) may migrate to lighter colours. This phenomenon is increased by humidity and temperature and is irreversible. Calligaris S.p.A. will not assume responsibility for dye transfer caused by external contaminants and possible permanent staining caused by this phenomenon.

## Pelle, Cuoio / Leather, Thick leather

Il codice a tre o quattro cifre individua il colore della pelle / cuoio applicata nell'articolo / componente. Eventuali segni naturali, imperfezioni e variazioni di colore rispetto al campione non sono da considerarsi difetti, ma elementi che caratterizzano la vera pelle o il vero cuoio e ne attestano l'autenticità. The three or four-digit code identifies the colour of the soft leather / leather for each item / component. Any natural sign, characteristic and colour difference compared to the samples is not to be considered as a defect but as a unique feature of real soft leather or real leather, therefore making it an authentic product.

## Tessuti e Fibre tessuti / Fabrics and Fabric fibres

<b>AC</b>	Acetato	Acetate	<b>PC</b>	Acrilico	Acrylic
<b>AF</b>	Altre fibre	Other fibers	<b>PL</b>	Poliestere	Polyester
<b>EL</b>	Elastam	Elastam	<b>PP</b>	Polipropilene	Polypropylene
<b>CO</b>	Cotone	Cotton	<b>PU</b>	Poliuretano	Polyurethane
<b>LI</b>	Lino	Linen	<b>PVC</b>	Polivinilcloruro	Polyvinylchloride
<b>NY</b>	Nylon	Nylon	<b>VI</b>	Viscosa	Viscose
<b>PA</b>	Poliammide	Polyamide	<b>WO</b>	Lana	Wool

Il codice a tre cifre individua il colore della stoffa applicata nell'articolo/componente. Ogni partita di tessuto può presentare variazioni di tonalità rispetto sia al campionario sia ad elementi prodotti in tempi diversi. Per la pulitura dei tessuti sfoderabili, attenersi alle indicazioni riportate sulla scheda prodotto. The three-digit code identifies the colour of the fabric for each item / component. Each fabric batch can show colour differences compared to the fabric samples and to the products manufactured at different times. As for the removable covers cleaning we recommend to follow the care instructions.

## Trattamenti tessuti / Fabric treatments



NaturSphere System® rende finalmente disponibile nel campo tessile i risultati delle più avanzate nano tecnologie. Infatti lo speciale trattamento ingloba nanosfere inerti ad altissima capacità repellente direttamente nelle fibre del tessuto proteggendolo dalla polvere e respingendo le macchie più difficili. In tal modo ne aumenta la resistenza e lo mantiene nuovo e piacevole al tatto più a lungo nel tempo. Eliminare le macchie è semplice e sicuro: basta intervenire tempestivamente con uno spruzzo d'acqua o con una spugnetta inumidita, avendo cura in questo caso di agire con movimenti rapidi e paralleli al tessuto, senza premere.

The NaturSphere System® has finally made available the most advanced results in nanotechnology to the textile industry. The special treatment incorporates highly repellent inert nanospheres directly into the fibres, thus protecting the fabric from dust, repelling the toughest stains and keeping the fabric new and beautiful at touch over time. Removing stains is safe and easy: quickly wash off the spill with some water or wipe the fabric with a damp cloth using rapid and gentle strokes.



Trattamento per tessuti agli ioni d'argento, con proprietà anti-microbiche, anti-batteriche e anti-fungo. Agisce come uno scudo protettivo che igienizza il tessuto trattato, combatte la formazione di cattivi odori e previene l'insorgere di fenomeni allergici. La metodologia applicativa garantisce al trattamento Silver Protection una lunga durata nel tempo.

Silver-ion based treatment for fabrics featuring antimicrobial, antibacterial and antifungal properties. Works as a protective shield, sanitizing the treated fabrics, eliminating bad odours and preventing allergies. The special application method guarantees the long lasting effectiveness of the Silver Protection treatment.



Teflon™ fabric protector  
Tessuto antimacchia Stain resistant fabric  
Teflon™ is a registered trademark of The Chemours Company FC LLC, used under license by Calligaris S.p.a.

Teflon™ fabric protector protegge i tessuti dall'acqua e dalle macchie. Il trattamento Teflon™ forma uno schermo protettivo. La presenza del Teflon™ è invisibile, inodore e impalpabile. Non altera la traspirazione dei tessuti. Il tessuto trattato con Teflon™ sopporta il lavaggio in acqua e a secco. Tamponare immediatamente l'acqua e le macchie oleose.

Teflon™ fabric protector protegge i tessuti dall'acqua e dalle macchie. Il trattamento Teflon™ forma uno schermo protettivo. La presenza del Teflon™ è invisibile, inodore e impalpabile. Non altera la traspirazione dei tessuti. Il tessuto trattato con Teflon™ sopporta il lavaggio in acqua e a secco. Tamponare immediatamente l'acqua e le macchie oleose.

## Simboli di lavaggio / Care symbols



Lavare in acqua alla temperatura massima indicata dal numero all'interno della vaschetta  
Wash with water. Maximum water temperature should not exceed the degrees indicated in the drawing



Asciugatura a mezzo tamburo rotativo ammissa a temperatura ridotta  
Tumble dry at low temperature



Non stirare  
Do not iron



Lavare a secco  
Dryclean



Non candeggiare  
Do not bleach



Stirare a rovescio, temperatura max 110° C  
Iron inside out. Maximum ironing temperature 110° C



Stirare a temperatura max 110° C  
Maximum ironing temperature 110° C



Non lavare in acqua  
Do not wash with water



Non usare asciugatrice  
Do not tumble dry



Stirare a temperatura max 150° C  
Maximum ironing temperature 150° C



Non lavare a secco  
Do not dryclean

Tutte le confezioni dei prodotti Calligaris contengono la "Scheda prodotto" che ottempera alle disposizioni del D.L. 206 / 2005 "CODICE DEL CONSUMO" e al decreto del 08 febbraio 1997 n. 101 "Regolamento d'attuazione". Il presente listino ha carattere puramente illustrativo. Calligaris SpA declina ogni responsabilità per eventuali non conformità di colori delle finiture dei materiali utilizzati. Caratteristiche e dimensioni di tutti i prodotti sono soggetti a variazioni senza preavviso e non sono impegnative per la Calligaris S.p.A. All Calligaris packages contain "Technical Details" of the Product in accordance with the Italian regulation D.L. 206 / 2005 of the Consumer's Code and nr. 101 of article "Rules for procedures" dated 08 February 1997. This price list is made for illustrative purposes. Calligaris SpA declines all responsibilities for finishes of employed materials that do not match perfectly these samples. Characteristics and sizes of all articles can vary without notice and are not binding for Calligaris.

## Legno massello / Solid wood




**P01**  
faggio naturale faggio  
natural beechwood beech



**P02**  
faggio sbiancato faggio  
bleached beechwood beech



**P12**  
smoke faggio  
smoke beech




**P12**  
smoke frassino  
smoke ash



**P19W**  
rovere naturale faggio  
natural oak beech



**P19W**  
rovere naturale frassino  
natural oak ash



**P23W**  
rovere scuro frassino  
dark oak ash




**P27**  
natural faggio  
natural beech



**P27**  
natural frassino  
natural ash



**P87**  
ciliegio faggio  
cherry beech



**P128**  
wengé faggio  
wenge beech



**P132**  
grafite faggio  
graphite beech



**P201**  
noce faggio  
walnut beech



**P201**  
noce frassino  
walnut ash



**P290**  
noce rustico faggio  
rustic walnut beech

È ottenuto direttamente dal tronco dell'albero mediante lavorazioni meccaniche. Le particolarità estetiche e di venatura sono caratteristiche dell'essenza legnosa utilizzata. Il legno massello viene finito nelle tonalità tipiche delle varie essenze con una lavorazione di verniciatura (la finitura).  
Obtained by cutting the tree log through a mechanic process. The aesthetic features and grain pattern depend on the wood essence. Solid wood is usually varnished (finishing process) and reproduces the typical essence shades.

## Impiallacciate / Veneers



**P02**  
faggio sbiancato faggio  
bleached beechwood beech



**P12**  
smoke  
smoke



**P17W**  
deco nocciola rovere  
deco nougat oak




**P27**  
natural  
natural



**P87**  
ciliegio ciliegio  
cherry cherry



**P87**  
ciliegio faggio  
cherry beech




**P128**  
wengé faggio  
wenge beech




**P132**  
grafite faggio  
graphite beech



**P201**  
noce faggio  
walnut beech



**P201**  
noce  
walnut




**P201**  
noce noce  
walnut walnut



**P19W**  
rovere naturale rovere  
(senza nodi)  
natural oak oak (without knots)



**P19W**  
rovere naturale rovere  
(con nodi)  
natural oak oak (with knots)



**P23W**  
rovere scuro rovere  
(con nodi)  
dark oak oak (with knots)

Si realizzano utilizzando fogli di legno nobile di spessore variabile ricavati direttamente dai tronchi di migliore qualità. Questi vengono poi incollati su vari supporti e finiti nella tonalità di tinta desiderata. Conferiscono grande qualità ai prodotti ed un eccellente risultato estetico.  
Veneer is obtained by using thin sheets of wood with different thicknesses which are taken from the best quality tree logs. Veneer layers are usually glued to a support and then stained accordingly. Veneer increases the quality of the products and delivers an excellent aesthetic result.


## Laccati opachi / Matt lacquer finishes



**P15**  
nero opaco  
matt black



**P15L**  
nero opaco  
matt black



**P16**  
grigio opaco  
matt grey




**P94**  
bianco ottico opaco  
matt optic white



**P100**  
sky blue opaco  
matt sky blue




**P139**  
senape opaco  
matt mustard yellow



**P176**  
tortora opaco  
matt taupe



**P269**  
bianco decapè  
distressed white



**P328**  
nocciola opaco  
matt nougat



**P507**  
bianco ottico spazzolato  
brushed optic white

Legni verniciati o supporti vari con finitura coprente opaca a 20 o 25 gloss.  
Varnished wood or other supports with 20 or 25 gloss matt finish.


## Nobilitati - Superfici termo-strutturate/ Melamine finishes - Thermal structured surface



**P15W**  
deco perla  
deco pearl



**P17W**  
deco nocciola  
deco nougat



**P18W**  
beton grigio  
beton grey



**P22W**  
bianco materico  
materico white




**P35W**  
vintage  
vintage



**P49W**  
rovere naturale  
natural oak



**P94**  
bianco ottico opaco  
matt optic white



**P60W**  
termocotto  
termocotto


Sono rivestimenti prefiniti ottenuti utilizzando carte (unicolori o stampate) impregnate e spalmate sul lato decorativo generalmente con resine melaminiche, che vengono applicati su un pannello di particelle di legno (supporto). Garantiscono una grande varietà di soluzioni estetiche, ottima stabilità e buone caratteristiche di resistenza all'usura e durata nel tempo.  
Obtained by gluing plain coloured or patterned sheets which are spread on the visible layer with melamine resins on a wooden grain panel (support). Melamine coated panels allow a great variety of aesthetic solutions, they are durable and have excellent stability and resistance to wear and tear.

## Laminati stratificati (HPL) per piani cocktail / Multilayer laminate (HPL) for Cocktail tops



Il laminato stratificato utilizzato è un materiale autoportante di spessore 10mm costituito da più strati di materiale fibroso impregnati con resine termoindurenti e pressati tra loro ad alta pressione. La superficie esterna del pannello è realizzata in laminato decorativo a base di resine termoindurenti. This multilayer laminate is a 10 mm thick, self-supporting material formed with different layers of fibrous material absorbed with thermosetting resins and pressed together under high pressure. The external surface of the panel is a decorative laminate made with a base of thermosetting resins.

## Laminati per piani Cocktail / Laminated finishes for Cocktail tops



Sono rivestimenti prefiniti ottenuti incollando a pressione più strati di materiale fibroso impregnato con resine termoindurenti e spalmato sullo strato decorativo (unicolore o stampato) con resine melaminiche. Vengono quindi incollati su un pannello di particelle di legno (supporto). Garantiscono una grande varietà di soluzioni estetiche e ottime caratteristiche di stabilità, resistenza all'usura, agli urti, all'abrasione e all'umidità.

Obtained by pressure gluing various layers of fibrous material soaked in thermosetting resins and spread on the visible layer (plain coloured or patterned) with melamine resins. They are then glued on a wooden grain panel (support). Laminated panels allow a great variety of aesthetic solutions and have excellent stability, resistance to wear and tear, collisions, abrasion and humidity.


## Agglomerato quarzo / Quartz conglomerate



È un materiale composito ottenuto dalla miscela di sabbia silicea o quarzo puro con resina strutturale poliestere e pigmenti colorati. Essendo privo di porosità, non assorbe liquidi, odori e grassi alimentari. È di facile pulizia, resiste agli acidi, alle macchie domestiche, all'uso, ai graffi e ai piccoli urti.

Heterogeneous material composed of silica sand or pure quartz blended with a polyester resin and colour pigments. It is non-porous therefore does not absorb liquids, odours and greasy food substances. Easy to clean, acid- and stain-resistant, it is also durable and resistant to scratches and small impacts.

## Accoppiato ceramica-vetro / Ceramic-glass



Il top ceramica-vetro è un prodotto autoportante ottenuto accoppiando, con uno speciale procedimento in autoclave, una lastra di ceramica (gres porcellanato) ad un vetro float temprato. Per le finiture P117, P133, P166, P321, P1C, P5C, P6C, P8C, P14C lo spessore della lastra di ceramica è di 3 mm, ed è accoppiata con un vetro di spessore 8 mm (totale 11 mm). Per le finiture P2C, P3C, P4C, P7C, P9C, P15C lo spessore della lastra di ceramica è di 6 mm, accoppiata con un vetro di spessore 6 mm (totale 12 mm) oppure con un vetro di spessore 12 mm (totale 18 mm). Il gres porcellanato è un materiale ceramico ottenuto da materie prime di speciale pregio e purezza, macinate e colorate nell'impasto, compattate ad altissima pressione e cotte alla temperatura di 1200 °C. Il piano di lavoro in gres porcellanato offre caratteristiche eccezionali in termini di resistenza ai graffi, agli urti, alle macchie, agli sbalzi termici ed ai prodotti chimici. È facile da pulire ed assolutamente igienico in quanto non assorbe liquidi e non rilascia sostanze nocive.

The ceramic-glass top is a self-holding product manufactured by coupling one ceramic plate (porcelain tile) to a tempered floating glass thanks to a special process carried out in autoclave. For the P117, P133, P166, P321, P1C, P5C, P6C, P8C, P14C finishes, the ceramic plate thickness is 3 mm and is coupled with an 8 mm thick glass (for a total of 11 mm). For the P2C, P3C, P4C, P7C, P9C, P15C finishes, the ceramic plate thickness is 6 mm and is coupled with a 6 mm thick glass (for a total of 12 mm) or with a 12 mm thick glass (for a total of 18 mm). The porcelain tile is a ceramic material obtained using a mixture of stoneware composed by clay and valuable raw materials, which are mixed, body tinted, compacted whilst high pressure is applied and finally fired at 1200 °C. The porcelain tile working surface features exceptional performances in terms of scratch, impact, stain, thermal shock and chemical resistance. It's easy to clean and very hygienic because it does not absorb liquids and does not release harmful substances.

## Accoppiato ceramica-legno / Ceramic-wood



L'accoppiato ceramica-legno è un prodotto ottenuto applicando una lastra di ceramica (gres porcellanato) ad un pannello di particelle di legno con una speciale tecnica di incollaggio. Il gres porcellanato è un materiale ceramico ottenuto da materie prime di speciale pregio e purezza, macinate e colorate nell'impasto, compattate ad altissima pressione e cotte alla temperatura 1200 °C.

Il piano di lavoro in gres porcellanato offre caratteristiche eccezionali in termini di resistenza ai graffi, agli urti, alle macchie, agli sbalzi termici ed ai prodotti chimici. È facile da pulire ed assolutamente igienico in quanto non assorbe liquidi e non rilascia sostanze nocive.

The ceramic-wood top is obtained by applying a layer of ceramic (gres porcelain tile) onto a panel made of wooden particles with a special gluing technique. The porcelain tile is a ceramic material obtained using a mixture of stoneware composed by clay and valuable raw materials, which are mixed, body tinted, compacted whilst high pressure is applied and finally fired at 1200 °C. The porcelain tile working surface features exceptional performances in terms of deep abrasion, stain, thermal shock and chemical resistance. It's easy to clean and very hygienic because it does not absorb liquids and does not release harmful substances.

## Accoppiato ceramica-ABS / Ceramic-ABS



L'accoppiato ceramica-ABS è un prodotto ottenuto applicando una lastra di ceramica (gres porcellanato) ad un foglio di ABS dello spessore di 1mm con una speciale tecnica di incollaggio termico. L'accoppiato ceramica-ABS rende particolarmente pulita ed elegante la superficie posteriore ed il bordo del prodotto. Il piano di lavoro in gres porcellanato offre caratteristiche eccezionali in termini di resistenza ai graffi, alle macchie, agli sbalzi termici ed ai prodotti chimici. È facile da pulire ed assolutamente igienico in quanto non assorbe liquidi e non rilascia sostanze nocive.

The ceramic-abs top is a product manufactured by coupling one ceramic plate (porcelain tile) to a 1 mm ABS layer thanks to a special heated pasted process. The ceramic-abs top features exceptional performances in terms of cleanliness and grace. The porcelain tile surface features exceptional performances in term of scratch, impact, stain, thermal shock and chemical resistance. It's easy to clean and very hygienic because it does not absorb liquids and does not release harmful substances.

**Metallo / Metal**



**P77**  
chromato  
chromed



**P95**  
acciaio satinato  
satin finished steel

**P77 Acciaio cromato:** La cromatura è un procedimento di finitura galvanico che fissa uno strato di metallo di cromo sulla struttura in metallo del manufatto. La cromatura ha un aspetto brillante, a specchio e garantisce una elevata resistenza.  
**P77 Chrome:** a galvanic process fixes a chrome layer to the metal part of the product. Chrome gives the product a shiny look and great abrasion resistance.


**P95 Acciaio satinato:** è una speciale finitura a polveri epossipoliestere applicata in due mani successive. Con la prima mano si applica il colore, con la seconda si applica uno strato trasparente protettivo che conferisce al prodotto lucentezza e grande resistenza alle abrasioni.  
**P95 Satin finished steel:** this special epossipolyester dust finish is applied twice. With the first coat the colour is applied to the product and with the second, a transparent protection coat is applied to give the product brightness and great abrasion resistance.




**P05**  
metallo spazzolato  
brushed metal



**P1L**  
black nickel  
black nickel




**P2L**  
cipria opaco  
matt pale pink




**P3L**  
rosso ossido opaco  
matt oxide red




**P15**  
nero opaco  
matt black




**P16**  
grigio opaco  
matt grey




**P27P**  
ottanio opaco  
matt petrol blue




**P28P**  
rosso mattone opaco  
matt brick red




**P29L**  
bronzo opaco  
matt bronze




**P66**  
nichel satinato  
satin finished nickel



**P94**  
bianco ottico opaco  
matt optic white




**P100**  
sky blue opaco  
matt sky blue




**P139**  
senape opaco  
matt mustard yellow




**P151**  
canapa opaco  
matt hemp




**P159**  
caffè opaco  
matt coffee




**P160**  
rosso opaco  
matt red



**P175**  
ottone lucido  
polished brass



**P176**  
tortora opaco  
matt taupe




**P328**  
nocciola opaco  
matt nougat

**Alluminio / Aluminium**




**P74**  
alluminio lucido  
polished aluminium




**P83**  
alluminio satinato  
satin fin. aluminium


**Polipropilene - Polietilene / Polypropylene - Polyethylene**




**P15**  
nero opaco  
matt black




**P16**  
grigio opaco  
matt grey




**P2L**  
cipria opaco  
matt pale pink




**P27P**  
ottanio opaco  
matt petrol blue




**P28P**  
rosso mattone opaco  
matt brick red




**P3L**  
rosso ossido opaco  
matt oxide red




**P94**  
bianco ottico opaco  
matt optic white




**P100**  
sky blue opaco  
matt sky blue




**P151**  
canapa opaco  
matt hemp



**P328**  
nocciola opaco  
matt nougat



**P900**  
tortora opaco  
matt taupe




**P942**  
arancio opaco  
matt orange




**P946**  
rosso opaco  
matt red



**P947**  
verde chiaro opaco  
matt light green




**P956**  
grigio opaco  
matt grey



**P973**  
senape opaco  
matt mustard yellow


**Plastiche trasparenti e coprenti / Transparent and solid plastics**



**P17P**  
cioccolato (trasparente)  
chocolate (transparent)



**P20P**  
canapa lucido (coprente)  
glossy hemp (solid)



**P21P**  
rosso ossido lucido (coprente)  
glossy oxide red (solid)



**P24P**  
cipria lucido (coprente)  
glossy pale pink (solid)




**P258**  
rosso (trasparente)  
red (transparent)




**P266**  
grigio fumè (trasparente)  
smoke grey (transparent)



**P276**  
ambra (trasparente)  
amber (transparent)



**P296**  
verde acqua (trasparente)  
aquamarine (transparent)



**P799**  
bianco ottico lucido (coprente)  
glossy optic white (solid)



**P848**  
trasparente (trasparente)  
transparent (transparent)

**Plastiche bicolore / Bicolor plastics**



<b>P799-P11P</b> bianco ottico lucido nocciola lucido glossy optic white glossy nougat	<b>P799-P13P</b> bianco ottico lucido senape lucido glossy optic white glossy mustard yellow	<b>P799-P791</b> bianco ottico lucido nero lucido glossy optic white glossy black	<b>P799-P837</b> bianco ottico lucido tortora lucido glossy optic white glossy taupe	<b>P799-P848</b> bianco ottico lucido trasparente glossy optic white transparent	<b>P799-P851</b> bianco ottico lucido arancio trasparente glossy optic white transparent orange

**Vetri / Glass**

<b>GLB</b> blu blue	<b>GLR</b> rosso red	<b>GTB</b> bronzio trasparente transparent bronze	<b>GTG</b> grigio fumè smoke grey	<b>GTR</b> trasparente transparent

**Vetri serigrafati / Frosted glass**

**GEW**  
extra chiaro  
extraclear

**Specchi / Mirror**

<b>GMB</b> specchio bronzo bronze mirror	<b>GMG</b> specchio grigio grey mirror

**Bergen** | 100% PL gr/m<sup>2</sup> 569 | Martindale >100.000 cicli/rubs - EN ISO 12947-2



<b>S2M</b> ottanio petrol blue	<b>S2N</b> terra soil brown	<b>S2P</b> cenere ash grey	<b>S2Q</b> terracotta brick red	<b>S2R</b> sabbia sand

**Berna** | 100% PL gr/m<sup>2</sup> 350 | Martindale >100.000 cicli/rubs - EN ISO 12947-2



<b>1SOV</b> arancione orange	<b>1SA3</b> sabbia sand	<b>1SA6</b> tortora taupe	<b>1SA7</b> verde green	<b>1SA8</b> blu blue	<b>1SB2</b> fumo smoke grey

**Denver** | 41% VI - 21% PL - 18% LI - 15% CO - 4% PC - 1% AF gr/m<sup>2</sup> 327 | Martindale 20.000 cicli/rubs - EN ISO 12947-2



<b>A02</b> sabbia sand	<b>A03</b> corda cord	<b>A04</b> tortora taupe	<b>A07</b> fumo smoke grey	<b>A08</b> antracite anthracite

Teflon™ is a registered trademark of The Chemours Company FC LLC, used under license by Calligaris S.p.a.

**Gessy** | 45% PL - 35% PC - 20% WO gr/m<sup>2</sup> 436 | Martindale 30.000 cicli/rubs - EN ISO 12947-2



<b>S7G</b> grigio chiaro light grey	<b>S7H</b> grigio antracite anthracite grey

**Leaves** | 100% PL gr/m<sup>2</sup> 371 | Martindale >120.000 cicli/rubs - EN ISO 12947-2




**S7E**  
rosa  
pink

**Maka** | 63% CO - 37% PL gr/m<sup>2</sup> 371 | Martindale 30.000 cicli/rubs - EN ISO 12947-2




**S6P**  
verde  
green


**Lille** | 100% PL gr/m<sup>2</sup> 443 | Martindale 25.000 cicli/rubs - EN ISO 12947-2



**Malmo** | 79% PL - 16% CO - 5% PC gr/m<sup>2</sup> 442 | Martindale >40.000 cicli/rubs - EN ISO 12947-2



**Oslo** | 100% CO gr/m<sup>2</sup> 328 | Martindale 23.000 cicli/rubs - EN ISO 12947-2




**Solna** | 75% PL recycled - 25% PL gr/m<sup>2</sup> 336 | Martindale EN ISO 12947-2 - 60.000 cicli/rubs



**Venice** | 100% PL gr/m<sup>2</sup> 430 | Martindale >100.000 cicli/rubs - EN ISO 12947-2




**Tweed** | 35% PL - 20% WO - 15% CO - 15% PA - 10% SE - 5% PC gr/m<sup>2</sup> 300 | Martindale >50.000 cicli/rubs - EN ISO 12947-2



**Ekos** | 55% PU - 29% CO - 16% PL gr/m<sup>2</sup> 410 | Martindale >100.000 cicli/rubs - EN ISO 5470-2 Met.1




**Skuba** | 84% PVC - 10% PL - 6% PU gr/m<sup>2</sup> 700 | Martindale >100.000 cicli/rubs - EN ISO 5470-2 Met.1




\* Pulire utilizzando solo acqua tiepida e sapone neutro  
Clean by using lukewarm water and neutral soap only.


**Vintage** | 55% PU - 29% CO - 16% PL gr/m<sup>2</sup> 393 | Martindale >100.000 cicli/rubs - EN ISO 5470-2 Met.1



**Carbon look/Sonor** | 84% PVC - 8% PL - 5% CO - 3% PU gr/m<sup>2</sup> 771



481  
Carbon Look  
antracite  
anthracite grey



480  
Sonor  
alluminio  
aluminium


**Net** | 77% PVC - 23% PL gr/m<sup>2</sup> 560




450  
steel  
steel



459  
bianco ottico  
optic white



460  
grigio  
grey



461  
nero  
black

**Net Tarifa** | 69% PVC - 31% PL gr/m<sup>2</sup> 1.100



AJ0  
bianco ottico  
optic white



AJ9  
nero  
black

NOTA: Riproduzione in scala 1:5

ATTENTION: 1:5 scale

**Net Nancy** | 49% PVC - 42% PL - 9% CO gr/m<sup>2</sup> 587



AV0  
bianco  
white



AV1  
corda  
cord




AV7  
sahara  
sahara

**Materiali naturali / Natural materials**




045  
paglia riso  
rice rush


**Cuoio / Thick leather**




377  
bianco ottico  
optic white




399  
nero  
black



L05  
naturale  
natural



L06  
fango  
mud brown




L07  
bordeaux  
burgundy



L10  
cognac nuvolato  
melange cognac

Il «Cuoio» si ottiene dal pellame di bovino europeo tagliato in spessori maggiori rispetto alla pelle ed è sottoposto prima alla concia e successivamente a finitura coprente. Thick leather is obtained by using a thicker layer of European ox skin. It is first tanned and then given a finishing coat.

**Rigenerato di cuoio / Regenerated leather**



315  
nero  
black



R04  
cognac  
cognac

Il rigenerato di cuoio è un agglomerato ottenuto dall'impasto di sfridi di pellame (minimo 60%) ed altri materiali naturali e rifinito con le stesse modalità utilizzate per il cuoio. Regenerated leather is the result of the mixture of leather off-cuts (min 60%) and other natural materials. Regenerated leather is finished with the same procedure used for leather.

**Pelle / Soft leather**




470  
caffè  
coffee




683  
nero  
black



705  
bianco ottico  
optic white




D04  
tortora  
taupe



L01  
antilope  
antelope brown




L02  
oliva  
olive green



L03  
artico  
arctic blue



L08  
crema  
cream



L16  
grigio  
grey

La pelle utilizzata da Calligaris si ottiene dalla parte più nobile del pellame (il fiore) di bovino europeo tagliato in spessori variabili secondo le esigenze e sottoposto a concia. La finitura esterna è ottenuta con pigmenti a base d'acqua. Calligaris uses leather which comes from the finest part of the European ox skin (the core) cut in different thicknesses depending on the requests and then tanned. The external finish is obtained by using water based colours.



## Programma MADE TO ORDER / MADE TO ORDER program



Il programma MADE TO ORDER Calligaris vi offre l'opportunità di personalizzare i modelli di sedie e sgabelli tappezzati con un'ampia scelta fra oltre 100 rivestimenti tra stoffe e pelli.

La quantità minima ordinabile prevista da questo programma è la seguente:

- 2 pezzi o multipli di imballo per gli sgabelli;
- 4 pezzi o multipli di imballo per le sedie.

Il tempo di approntamento stimato per gli articoli contenuti in questo programma è entro 5 settimane dalla conferma dell'ordine.

The Calligaris MADE TO ORDER program offers the possibility of customizing upholstered chairs and stools by choosing among more than 100 fabric or leather coverings.


The minimum order quantities for this program are:

- 2 pieces or package multiples for stools;
- 4 pieces or package multiples for chairs.


The lead-time to our warehouse is foreseen within 5 weeks from order confirmation.

## PROGRAMMA MADE TO ORDER RIVESTIMENTI A SCELTA - CATEGORIA A MADE TO ORDER PROGRAM UPHOLSTERY OPTIONS - CATEGORY A


### Berna | 100% PL gr/m<sup>2</sup> 350 | Martindale >100.000 cicli/rubs - EN ISO 12947-2



### Venice | 100% PL gr/m<sup>2</sup> 430 | Martindale >100.000 cicli/rubs - EN ISO 12947-2



### Vintage | 55% PU - 29% CO - 16% PL gr/m<sup>2</sup> 393 | Martindale >100.000 cicli/rubs - EN ISO 5470-2 Met.1




## PROGRAMMA MADE TO ORDER RIVESTIMENTI A SCELTA - CATEGORIA B MADE TO ORDER PROGRAM UPHOLSTERY OPTIONS - CATEGORY B

### Bergen | 100% PL gr/m<sup>2</sup> 569 | Martindale >100.000 cicli/rubs - EN ISO 12947-2




**PROGRAMMA MADE TO ORDER**  **RIVESTIMENTI A SCELTA - CATEGORIA C**  
**MADE TO ORDER PROGRAM**  **UPHOLSTERY OPTIONS - CATEGORY C**

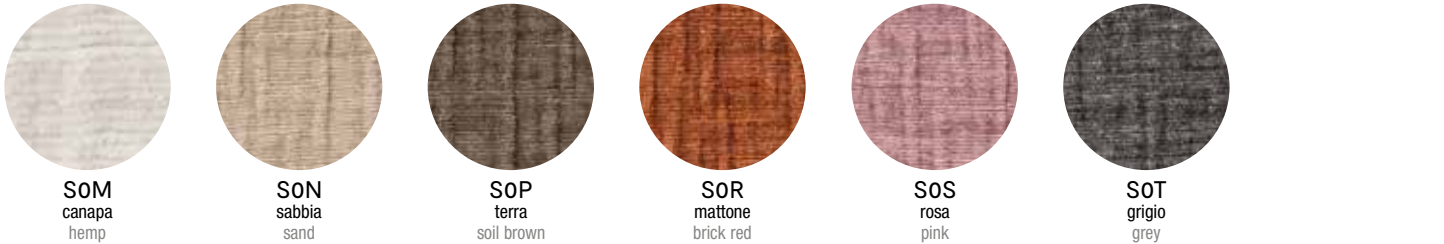

**Denver** | 41% VI - 21% PL - 18% LI - 15% CO - 4% PC - 1% AF | gr/m<sup>2</sup> 327 | Martindale 20.000 cicli/rubs - EN ISO 12947-2



Teflon™ is a registered trademark of The Chemours Company FC LLC, used under license by Calligaris S.p.a.



**Lille** | 100% PL | gr/m<sup>2</sup> 443 | Martindale 25.000 cicli/rubs - EN ISO 12947-2





**Malmo** | 79% PL - 16% CO - 5% PC | gr/m<sup>2</sup> 442 | Martindale >40.000 cicli/rubs - EN ISO 12947-2





**PROGRAMMA MADE TO ORDER**  **RIVESTIMENTI A SCELTA - CATEGORIA D**  
**MADE TO ORDER PROGRAM**  **UPHOLSTERY OPTIONS - CATEGORY D**

**Skuba** | 84% PVC - 10% PL - 6% PU | gr/m<sup>2</sup> 700 | Martindale >100.000 cicli/rubs - EN ISO 5470-2 Met.1



\* Pulire utilizzando solo acqua tiepida e sapone neutro  
 Clean by using lukewarm water and neutral soap only.



**PROGRAMMA MADE TO ORDER**  **RIVESTIMENTI A SCELTA - CATEGORIA E**  
**MADE TO ORDER PROGRAM**  **UPHOLSTERY OPTIONS - CATEGORY E**

**Cullinan** | 40% VI - 35% CO - 25% PC gr/m<sup>2</sup> 600 | Martindale 30.000 cicli/rubs - EN ISO 12947-2



**Mogol** | 87% PL - 31% LI gr/m<sup>2</sup> 436 | Martindale >95.000 cicli/rubs - EN ISO 12947-2



**PROGRAMMA MADE TO ORDER**  **RIVESTIMENTI A SCELTA - CATEGORIA F**  
**MADE TO ORDER PROGRAM**  **UPHOLSTERY OPTIONS - CATEGORY F**

**Pelle Esprit / Esprit leather**



La pelle utilizzata da Calligaris si ottiene dalla parte più nobile del pellame (il fiore) di bovino europeo tagliato in spessori variabili secondo le esigenze e sottoposto a concia. La finitura esterna è ottenuta con pigmenti a base d'acqua.  
 Calligaris uses leather which comes from the finest part of the European ox skin (the core) cut in different thicknesses depending on the requests and then tanned. The external finish is obtained by using water based colours.


**PROGRAMMA MADE TO ORDER**  **RIVESTIMENTI A SCELTA - CATEGORIA G**  
**MADE TO ORDER PROGRAM**  **UPHOLSTERY OPTIONS - CATEGORY G**

**Pelle Emotion / Emotion leather**



Pelle bovina mezzo fiore a grana naturale di spessore finito 1,2 - 1,4 mm. Tintura passante; rifinitura con pigmenti e resine. Articolo con mano morbida, tatto ceroso e aspetto semiopaco.  
 Natural half-grain cowhide, finished thickness of 1.2 - 1.4 mm. Through dyed; finishing with resins and pigments. Article with a soft, waxy feel and semi-matt appearance.

## Programma RIVESTIMENTI CONTRACT / CONTRACT UPHOLSTERY program

 Il programma RIVESTIMENTI CONTRACT Calligaris vi offre l'opportunità di personalizzare i modelli di sedie e sgabelli tappezzati con un'ampia scelta fra oltre 300 rivestimenti.  
 Per le indicazioni relative ai minimi d'ordine e ulteriori informazioni vi preghiamo gentilmente di contattare l'ufficio commerciale.  
 Il tempo di approntamento stimato per gli articoli contenuti in questo programma è entro 8 settimane dalla conferma dell'ordine.  
 Per i modelli realizzati con rivestimenti stoffa cliente „COM”, vogliate seguire cortesemente le indicazioni riportate a pagina XXXII - XXXIV del listino prezzi.

The Calligaris CONTRACT UPHOLSTERY program offers the possibility of customizing upholstered chairs and stools by choosing among more than 300 coverings.  
 For information regarding the minimum order and additional information, please contact the sales office.  
 The lead-time to our warehouse is foreseen within 8 weeks from order confirmation.  
 For models manufactured with client's fabric covering "COM", please follow the instructions on page XXXII - XXXIV of the price list.

### VELLUTI IGNIFUGHI DISPONIBILI A RICHIESTA FLAME RETARDANT VELVETS AVAILABLE ON REQUEST

#### Scala | 100% PL gr/m<sup>2</sup> 400 | Martindale 60.000 cicli/rubs - EN ISO 12947



Certificati di resistenza al fuoco  
 Flammability certificates

UNI 9175 - 1IM  
 UNI 9177 - CLASSE 1  
 EN 1021 - SOURCE 1-2  
 BS 5852 - CRIB 5  
 DIN 4102 - B1  
 NF 92.503 - M1

#### Astoria | 60% PL - 30% PU - 10% CO gr/m<sup>2</sup> 720 | Martindale 50.000 cicli/rubs - EN ISO 12947-2




Certificati di resistenza al fuoco  
 Flammability certificates

UNI 9175 - 1IM  
 EN 1021 - SOURCE 1-2  
 BS 5852 - SOURCE 0-1  
 IMO

**TESSUTI IGNIFUGHI DISPONIBILI A RICHIESTA**  
**FLAME RETARDANT FABRICS AVAILABLE ON REQUEST**

**Globe** | 100% PL Trevira CS gr/m<sup>2</sup> 340 | Martindale 100.000 cicli/rubs - EN ISO 12947-2




**Certificati di resistenza al fuoco**  
 Flammability certificates

- UNI 9175 - 1IM
- UNI 9177 - CLASSE 1
- EN 1021 - SOURCE 1-2
- TB 117-2013
- BS 5852 - CRIB 5
- BS 7176 - Medium Hazard
- DIN 4102 - Class B1
- IMO - Part 8 Upholstery
- EN 13773 - Class 1
- NF 92501-7 - Class M1
- NF D 60013 - Class AM18
- ÖNORM 3800-1 - Class B1,Q1,TR1
- USA NFPA 701
- USA NFPA 260

**TESSUTI IGNIFUGHI DISPONIBILI A RICHIESTA**  
**FLAME RETARDANT FABRICS AVAILABLE ON REQUEST**

**Go Couture** | 100% PL Trevira CS gr/m<sup>2</sup> 311 | Martindale 80.000 cicli/rubs - EN ISO 12947-2



Certificati di resistenza al fuoco  
 Flammability certificates  
 UNI 9175 - 1IM  
 EN 1021 - SOURCE 1-2  
 TB 117-2013  
 BS 5852 - SOURCE 0-1  
 BS 5852 - CRIB 5  
 BS 7176 - Medium Hazard  
 EN 13501-1 B-s1,d0  
 DIN 4102 - Class B1  
 NFP 92-503/504/505 M1  
 ÖNORM B 3825-B1-3800-Q1 UK  
 FAR/JAR 25.853 (a) (i) (ii)  
 AM 18 - NF D 60-013-(only for fabric)


**Solna** | 75% PL recycled - 25% PL gr/m<sup>2</sup> 336 | Martindale 60.000 cicli/rubs - EN ISO 12947-2



Certificati di resistenza al fuoco  
 Flammability certificates  
 UNI 9175 - 1IM / EN 1021 - SOURCE 1-2  
 TB 117-2013 / BS 5852 - SOURCE 0-1  
 BS 5852 - CRIB 5  
 BS 7176 - Medium Hazard  
 DIN 4102 - B1  
 NFP 92.503/504/505 - M1

**SIMILPELLI IGNIFUGHE DISPONIBILI A RICHIESTA**  
**FLAME RETARDANT FAUX LEATHER AVAILABLE ON REQUEST**


**Fox** | 88% PVC - 6% PL - 6% CO gr/m<sup>2</sup> 650 | Martindale 100.000 cicli/rubs EN ISO 5470-2



Certificati di resistenza al fuoco  
 Flammability certificates  
 UNI 9175 - 1IM  
 EN 1021 - SOURCE 1-2  
 BS 5852 - SOURCE 0-1  
 BS 5852 - CRIB 5  
 IMO res. A 652 (16)  
 FTP Code 307(88):10 Annex 1 Part.8

**SIMILPELLI IGNIFUGHE DISPONIBILI A RICHIESTA**  
**FLAME RETARDANT FAUX LEATHER AVAILABLE ON REQUEST**

**Metropol** | 65% PU - 29% PL - 6% CO gr/m<sup>2</sup> 550 | Martindale EN ISO 5470-2 - 100.000 cicli/rubs



Certificati di resistenza al fuoco  
 Flammability certificates  
 UNI 9175 - 1IM  
 EN 1021 - SOURCE 1-2  
 TB 117-2013  
 BS 5852 - SOURCE 0-1  
 FTP Code 307(88):10 Annex 1 Part.8



## MODELLI CON PIEDINI INCLUSI / MODELS WITH GLIDERS

### NYLON / NYLON

PER PAVIMENTI IN CERAMICA/PIETRA / FOR CERAMIC/STONE FLOOR



ANNIE	CS1809	BESS	CS1446-M	ETOILE	CS1423	TOSCA	CS1490
ANNIE	CS1809-LH	BESS LOW	CS1463	ETOILE	CS1423-LH	TOSCA	CS1490-LH
ANNIE	CS1809-M	BESS LOW	CS1463-M	ETOILE	CS1423-M	TOSCA	CS1490-M
ANNIE	CS1809-SK	CLAIRE	CS1443	ETOILE	CS1801-M	TOSCA	CS1829-LH
ANNIE SOFT	CS1846	CLAIRE	CS1443-LH	ETOILE	CS1802-M	TOSCA	CS1829-M
ANNIE SOFT	CS1846-M	CLAIRE	CS1443-V	FOYER	CS1888	TOSCA	CS1830-LH
ANNIE SOFT	CS1846-V	CLAIRE HD	CS1862	FOYER	CS1888-M	TOSCA	CS1830-M
BESS	CS1294	CLAIRE HD	CS1862-LH	FOYER	CS1889	VELA	CS2010
BESS	CS1294-LH	CLAIRE HD	CS1862-V	FOYER	CS1889-M	VELA	CS2010-M
BESS	CS1294-M	ELLE	CS2012	ROMY	CS1912-LH	VELA	CS2010-S
BESS	CS1294-SK	ELLE	CS2012-M	ROMY	CS1912-M		
BESS	CS1445-M	ELLE	CS2012-SK	ROMY	CS1912-V		

### NYLON / NYLON

PER PAVIMENTI IN CERAMICA/PIETRA / FOR CERAMIC/STONE FLOOR



AMELIE	CS1894-J	BESS	CS1446-J	ETOILE	CS1801-J	MEDEA	CS3407 1300 J
ANNIE	CS1809-J	BESS LOW	CS1463-J	ETOILE	CS1802-J	ROMY	CS1912-J
ANNIE SOFT	CS1846-J	CLAIRE	CS1443-J	FOYER	CS1888-J	TOSCA	CS1490-J
BALTIMORA	CS3406 1300 J	CLAIRE	CS1862-J	FOYER	CS1889-J	TOSCA	CS1829-J
BESS	CS1294-J	ELLE	CS2012-J	FOYER	CS1899-J	TOSCA	CS1830-J
BESS	CS1445-J	ETOILE	CS1423-J	FOYER	CS2000-J	VELA	CS2010-S J

### NYLON E FELTRO / NYLON AND FELT

PER PAVIMENTI IN LEGNO / FOR WOODEN FLOOR



## MODELLI CON PIEDINI OPZIONALI / MODELS WITH OPTIONAL GLIDERS

### NYLON / NYLON

PER PAVIMENTI IN CERAMICA/PIETRA / FOR CERAMIC/STONE FLOOR



ACADEMY MW	CB1699-J	COPENHAGEN	CB1656-J	MAYA	CB1914-J	ROBINSON SOFT	CB1436-S J
ACADEMY W	CB1665-J	CORTINA	CB1280-J	MAYA	CB1919-J	ROSIE SOFT	CB1910-J
ACADEMY W	CB1672-J	DENMARK	CB1243-J	MAYA	CB1926-J	ROSIE SOFT	CB1922-J
ACADEMY W	CB1673-J	ESCUDO	CB1526-J	MAYA	CB1928-J	ROSIE SOFT	CB1923-J
ALBA	CB1964-C J	GOSSIP	CB1110-J	MAYA	CB1931-J	SANDY	CB1260-J
ALBA	CB1964-J	HALL	CB1968-J	MAYA	CB1932-J	SIREN	CB1536-J
AURORA	CB1963-C J	HEXA	CB1936-J	MEDITERRANÉE	CS1863-C J	SIREN	CB1542-J
AURORA	CB1963-J	HEXA	CB1937-J	MEDITERRANÉE	CS1863-J	SIREN	CB1543-J
COLLEGE	CS3394-W J	LAZY	CS3373-W 1310 J	PALM	CS1811-J		
COMETA	CB1651-J	LAZY	CS3373-W 1320 J	PALM	CS1833-J		
COPENHAGEN	CB1656-C J	MARGOT	CS1861-J	ROBIN	CS1530-J		

### NYLON E FELTRO / NYLON AND FELT

PER PAVIMENTI IN LEGNO / FOR WOODEN FLOOR



**Calligaris S.p.A.**  
Via Trieste, 12  
33044 Manzano (Udine) Italy  
Tel. +39 0432 748211  
e-mail: [calligaris@calligaris.it](mailto:calligaris@calligaris.it)

**[calligaris.com](http://calligaris.com)**

**Calligaris S.p.a.**  
Via Trieste, 12  
33044 Manzano (Udine) Italy  
Tel. +39 0432 748 211  
contract@calligaris.it

**Calligaris USA Inc.**  
P.O. Box 750 High Point, NC 27261  
Phone +1 336 431 5500  
contractusa@calligaris.it

**Calligaris Japan Y.K.**  
Kobe Fashion Mart 6W-06  
6-9 Koyochi-naka Higashinada-ku  
Kobe 658-0032 Japan  
Phone +81 078 854 6120  
info@calligaris.co.jp

**Calligaris S.p.a.**  
**Representative Office**  
Business Center «Silver Stone»  
Proezd Serebryakova, 14, Bldg. 15,  
3Rd Floor, Office 328  
129343, Moscow, Russia  
export.csi@calligaris.it

**calligariscontract.com**



Copyright © Calligaris s.p.a. Tutti i diritti riservati - All rights reserved

CAMPIONE PROMOZIONALE GRATUITO NON DESTINATO ALLA VENDITA - ESCLUSO IVA ART. 2COMMA 3 LETTERA C DPR 633/72  
ESONERATO DALLA BOLLA DI ACCOMPAGNAMENTO ART. 4 PUNTO 6 DPR 627/78 - STAMPA 11/2019  
FREE PROMOTIONAL SAMPLE - VAT NOT INCLUDED ART. 2 PAR. 3 LETTER C DPR 633/72 - NO TRANSPORT DOCUMENTS REQUIRED ART. 4 ITEM 6 ART 627/78 - PRINT 11/2019