

infiniti

DESIGNED
TO BE
SOCIAL

DESIGNED TO BE SOCIAL

FROM OUR FIRST PROJECTS WE FELT THAT THE DESIGN OF OUR PRODUCTS SHOULD BE SOMETHING TO SHARE, TO ENJOY IN COMPANY. A FAMILY CONCEPT THAT EXTENDS TO THE URBAN, PUBLIC OR PROFESSIONAL COMMUNITY WITH A RECOGNISABLE, PRACTICAL AND UNFUSSY DESIGN: PRODUCTS MADE TO BE USED, SHARED, RECOMMENDED.

INDEX

CHAIRS

- 10 CANOVA
- 16 RUELLE
- 22 TONDINA POP
- 28 TONDINA
- 34 GLOSSY
- 38 NOW
- 44 RELIEF - NEW
- 50 PURE LOOP MONO
- 58 PURE LOOP BINUANCE
- 66 PURE LOOP PC
- 74 PURE LOOP BINUANCE MAXI
- 80 PURE LOOP EDU - NEW
- 84 PURE LOOP LOUNGE
- 88 LOOP
- 94 LOOP 3D
- 100 LOOP 3D VINTERIO
- 102 LOOP LOUNGE
- 106 REPETITA
- 118 NEXT
- 122 SETTESUSETTE
- 128 PORTA VENEZIA
- 134 HARMO
- 140 SEAME
- 146 WOODSTOCK
- 152 LIGNO
- 156 BI
- 162 ÛTI
- 168 FIORELLINA

- 172 DROP
- 176 MARGOT POP
- 180 KRAM
- 184 PEB - NEW
- 190 PIERCE
- 194 COOKIE
- 200 BALLOON
- 206 DEMOISELLE
- 212 HUG
- 218 BEETLE
- 224 RECORD BENCH
- 228 FORMULA SEAT
- 234 KLEJN
- 240 FLINK
- 244 BOBO STOOL
- 248 PICAPAU STOOL
- 252 PURE LOOP MINI
- 260 EMMA

CHAIRS SPECS

04 CHAIRS SPECIFICS

TABLES

- LANDING MEETING - NEW 268
- NEXT TABLE 272
- NEXT TABLE Q 276
- RECORD LIVING 280
- RECORD MEETING - NEW 284
- RECORD CONTRACT 288
- EMMA TABLE 292
- PORTA VENEZIA BAR TABLE 296
- FARO 300
- IPE 304
- LOOP TABLE 308
- LINE 312
- BOMBÉ 316
- PLANO 320
- ROUND 324
- 3-POD 328
- JOIN 334
- DROP TABLE 340

FINISHES

344 FINISHES

“INFINITI” MATERIALS

METALS

Metals are an important part of our products: they are used in order to realize frames for chairs and table structures. Infiniti has made a long and accurate research on materials and relative working technologies. In our factories we have reached elevated skills in steel and aluminium moulding/casting.

STEEL

Steel is used to produce frames for chairs and stools, by using round or squared tubes as well as solid rod all in high resistance. Furthermore, thanks to advanced technologies (laser 3D cutting machine), we are able to gain more complex shapes. Our products are available with different surface finishes and high quality standard. (painting, satin finishes, chromium-plating).

ALUMINIUM

This metal combines characteristics of lightness with an elevate resistance and natural beauty of the surfaces. Aluminium surface can be anodized, a special treatment in order to increase the resistance to corrosion making the surface more opaque. Infiniti uses this metal in 3 different methods:

- Die cast: used to produce chair legs in the following finishes: polished - chromed - satin
- Anodized aluminium tube
- Extrusion.

PLASTIC MATERIALS

Infiniti, always interested in new technologies, heads to an innovative and updated development: for its production it uses both thermoplastic and thermosetting polymers. The plastic materials range from the polycarbonate to SAN to polypropylene, allowing the realization of a wide range of different finishes and characteristics. All the materials are recyclable in the respect of the environment.

POLYPROPYLENE PP

Its main feature is its high resistance to heat and abrasion. Furthermore it is non-toxic, antistatic, scratches and stains resistant. It has a high resistance to atmospheric agents, so is meant for outdoor usage.

POLYCARBONATE PC

It is a non-toxic plastic material with excellent mechanical properties, as extension, breaking load, impact strength and bending resistance. It can be injection pressed, allowing in this way to achieve different thicknesses in order to improve the mechanical characteristics of the product. The polycarbonate is transparent like glass, antistatic, unbreakable and resistant to UV rays.

SAN: Stirene Acrilionitrile Copolimero.
The colour range goes from the transparent colours to fume shading until shiny or opaque colours with polished surfaces. Its main properties, in spite of its transparency, are its good resistance to chemical agents, its excellent stability in the cleaning treatments, together with a high resistance, inflexibility, dimensional stability and resistance to sudden changes in temperature.

FOAMED POLYURETANE

Product that uses a polyurethane foam injected into a mould. Mostly the foam covers a frame, in other cases it is glued on surfaces or rigid components. When the product is foamed the feeling is of extreme softness but at the same time of excellent stability leading to a very comfortable sensation.

INTEGRAL POLYURETHANE

This product uses a polyurethane foam injected into a mould. The foam covers a frame. The part is coloured by directly painting the mould and the foam also copies the finish of the mould. This type of material offers a perfect combination of comfort and brightness of colour.

WOOD

Infiniti works in the respect of all the national and international laws concerning the environment, this is achieved through the mutual cooperation with partners / suppliers that support the non-government organization FSC (Forest Stewardship Council) that operate in order to ameliorate sustainability of the forests all around the world. FSC certified companies are able to guarantee that the woods used in their production processes, come from forests that are managed properly and responsibly, in conformity with environmental - social and economical standards. Infiniti uses paints and glues of low formaldehyde emission, using rationally the raw material. The wood used is selected among the best present in the market. Its particular processing allow to guarantee resistance and last through time. Being a natural material, difference in colour can occur between each lot of wood, but these differences cannot be considered a flaw but on the opposite side a guaranty of the authenticity of the wood used.

SLICED ASH

It is an overlapping of ash-layers, that forms blocks which are later sliced perpendicularly to the direction of the various layer. The result is a surface that has a regular and homogeneous veining.

COMBINATION OF OAK

It is an overlapping of different light smooth layers of wood of the same kind that creates the same effect concerning the veining and the colours of the most valuable woods.

MDF (MEDIUM DENSITY FIBREBOARD)

The wood fibres are mixed with resins and then pressed to eliminate the air before the final pressing operation. The heat and the pressure activate the resin which “binds” the fibres, creating the MDF panel.

MULTI LAYERS

It is an overlapping of different sheets of sliced wood that are later glued together making a plywood.

3D MULTI LAYERS

It is an overlapping of different sheets of sliced wood that are later glued together making a single piece to be combined with the 3D engineered wood. This is a particular patented material meant to be bended in any complex 3 dimension shape without cracking.

NEWPANN

Aluminium composite panel with lacquered or oak veneer finish.

FABRICS

Infiniti uses fabrics that belong to a wide range of colours and patterns, which are all tested in order to achieve the best performance, among which resistance to abrasion and artificial light. The chair and armchair upholstery fabrics come in a wide range of bright colours. Fireproof fabric and imitation leather upholstery are also available. The Kvadrat collection, now available, offers top quality and high performance. The fabric can also be supplied by the customer.

LEATHER

Top quality European full-grain leather is used for the Infiniti upholstery. Several are the possibilities to chose among leather of different shades. It is soft and elegant but at the same time very resistant. It is the results of long stages of working. Leather is tanned with chrome and pigmented with resins in a water solution. Several are the tests made in order to achieve the right level of softness and elasticity.

USAGE AND CARE

PLASTIC MATERIALS

Cleaning advices: Plastic surfaces usually needs to be cleaned with a normal cloth and warm water, we recommend not to use dry cloths otherwise the scratch might generate an electrostatic load that capture dust. For the most persistent stains a small amount of liquid soap diluted in water may be used. We recommend to avoid strictly the use of acetone, trichloroethylene, ammonia and detergents that contains even just a small amount of those substances as they can turn bright shiny surfaces into opaque very easily. We recommend as well to avoid all types of abrasive substances, like for example powdered cleaning products, creams, score pads and rough sponges. Usage: Avoid to drain on the surfaces objects that can scratch the material. We also remind that plastic cannot cope with warm surfaces of elevate temperatures placed directly on top of the item, an example might be not to place warm pans or pots.

PLYWOOD

Cleaning advices: Plywood surfaces usually needs to be cleaned with a normal cloth and warm water, we recommend always to dry immediately after the cleaning process. All liquids or other residue must be removed in order to avoid the absorption of the same. Usage: Being plywood a natural material you might notice an alteration in the colour shade during time and use. We also remind that plywood cannot cope with warm surfaces of elevate temperatures placed directly on top of the item, an example might be not to place warm pans or pots; doing so can change the colour of the shell.

METALS

Cleaning advices: Plastic surfaces usually needs to be cleaned with a normal cloth and warm water, for the most persistent stains a small amount of liquid soap diluted in water may be used. We recommend always to dry immediately after the cleaning process by using a soft cloth or a leather one. Never use: cleaning products for steel ovens, chlorine, bleach, or other strong detergents. Avoid abrasive creams, score pads and abrasive sponges that can scratch the metal surfaces. Usage: Mind the stains of food such as coffee, juices, coke, if not removed immediately they might leave indelible marks on the surface.

FABRICS

Cleaning: see care and washing advice on finisher. Usage: We remind you that fabrics are extremely delicate it is therefore very important to look carefully at the kind of wash suggested and pay particular attention while using because they are subject to be ripped or cut.

LEATHERS

Cleaning advices: Clean with a soft cloth with warm water. Usage: We remind that leathers are extremely delicate, it is therefore very important to look carefully at the kind of wash suggested and pay particular attention while using because they are subject to be ripped or cut. Exposition in spaces with an elevate percentage of humidity might cause structural modifications.

RECYCLABILITY

The Infiniti range is built for the majority in metal elements, plastic materials and in plywood, all materials 100% recyclable. Metal for example is one of the most recycled materials on planet earth and allowed a saving of about a 95% of the energy otherwise used to obtain it from the raw material. The metals received are sent to dedicated centres to be divided into iron and non iron through magnets,

floating methods, air and manually. Chemical analysis might be done to divide further the rubbish. Non iron materials, such as aluminium, are pressed together in balls and sent back to the foundries. In the foundries the metals are melted again and the production process begins from point O, returning into raw material, ready to be used for the production of brand new products. To re-use, recycle and recover are primary targets in the UE environmental policy that rules the usage of plastics materials, every day more parts that belongs to our normal lives. Plastic had a huge and global success in the past exactly for his characteristics, in fact plastic has the possibility to be moulded in any shape or dimension, throughout different technical solutions adapted according to the product: straining, mould injection, extrusion, injection. The main point of strength of this material are: lightness, workability. Our whole world seems like enveloped in a plastic film. The production of plastic in fact take only a 1,6% on the whole European consume of Oil. The most used materials are the one named thermoplastic, which are polymers that can be worked and moulded warm to be suddenly cooled in order to obtain the wanted shape. The process is absolutely reversible to guarantee an elevate recyclability. Plastic for his multiple uses properties can be found in many of the “Infiniti” products ranges. At the end of the use plastic can be reused in three main ways: the mechanical recycling meant to transform the material into another material; the plastic waste is becoming the starting point for the new products; the chemical recycling meant to transform the waste into raw material through the melting of the same; the last is the energetic recovery contained into the plastic waste as oil derivate and therefore completely recyclable. Furthermore is only through the recycling process that plastic can return to a new life. To make the process easier, Infiniti products are easily unassembled so that can be quickly recognised any basic element. Any plastic item produced is marked to identify the material used, according to the European legislations to guarantee the proper separation of the elements and their real and effective recycling.

CERTIFICATIONS AND REGULATIONS

Chairs, Tables and Stools by Infiniti are resistant and last various kinds of strains; for this reasons they are tested by CATAS Institute/ TUV or COSMOB to comply with requirements of UNI and UNI EN norms. On the following we have listed the UNI rules and respective tests that are carried out on chairs:

- UNI EN 1022 Norm (Stability),
- UNI EN 1728 (Static load on seat-back, fatigue resistance on seat-back, static load on side legs, impact on seat, impact on back, front seat edge resistance, vertical and horizontal static load on arm, fatigue on arm, static load on front legs).

Some products of Infiniti's collection are certified by GS mark. The GS or “Geprüfte Sicherheit” (tested safety) Mark is a voluntary certification mark applied to finished products that signifies their compliance with all of the statutory requirements of the German Product Safety Act (ProdSG). The scope of the GS Mark includes essential product characteristics such as electrical safety, chemical and hazardous material use, ergonomics and noise, and also covers an evaluation of a manufacturer's factory production. The GS Mark on a product remains valid provided that a manufacturer submits to an annual inspection of its production facilities.

MATERIALI “INFINITI”

I METALLI

I metalli costituiscono una parte importante dei nostri prodotti: vengono utilizzati per la realizzazione di telai di sedie e strutture di tavoli. Infiniti ha fatto una lunga e approfondita ricerca sui materiali e sulle tecnologie di lavorazione. Nei nostri stabilimenti abbiamo così raggiunto un'alta specializzazione nella lavorazione dell'acciaio e dell'alluminio.

ACCIAIO

L'acciaio è usato nella creazione delle strutture di sedie e di sgabelli, con tubolari a sezione quadrata e rotonda ad alta resistenza o con tondino. Inoltre, grazie a tecnologie avanzate (laser 3D), riusciamo ad ottenere forme sempre più complesse. I prodotti sono disponibili con diverse finiture superficiali ad elevati standard qualitativi (verniciatura, satinatura, cromatura).

ALLUMINIO

Questo metallo unisce doti di leggerezza con resistenza e naturale bellezza estetica delle superfici. La superficie dell'alluminio può essere anodizzata, un trattamento speciale che ha lo scopo di aumentare la resistenza alla corrosione rendendo la superficie più opaca. Infiniti utilizza l'alluminio in tre modi:

- Pressofusione: le gambe delle sedie lucidate cromate o satinate;
- In tubo d'alluminio anodizzato;
- Estrusione.

LE MATERIE PLASTICHE

Infiniti, azienda all'avanguardia nel suo settore, punta allo sviluppo innovativo e tecnologico: per la sua produzione usa sia i polimeri termoplastici che termoindurenti. I materiali plastici spaziano dal policarbonato al san al polipropilene, permettendo la realizzazione di una vasta gamma di finiture e caratteristiche differenti. Tutti i materiali plastici sono riciclabili nel rispetto dell'ambiente.

POLIPROPILENE PP

La sua peculiarità principale è una elevata resistenza termica come pure all'abrasione; è inoltre atossico, antistatico, antimacchia ed antigraffio. Ha un'ottima resistenza agli agenti atmosferici permettendo così la produzione di oggetti che possono stare all'aperto.

POLICARBONATO PC

È un materiale plastico atossico di ottime proprietà meccaniche, quali allungamento, carico a rottura, resistenza all'urto e alla flessione. È lavorabile con stampaggio ad iniezione, permettendo così di ottenere spessori variabili per migliorare le caratteristiche meccaniche del prodotto stesso. È trasparente come il vetro, antistatico, infrangibile ed è resistente alle radiazioni UV.

POLIURETANO SCHIUMATO

Prodotto che usa una schiuma poliuretanic iniettata all'interno di uno stampo. Nella maggior parte delle volte la schiuma va a ricoprire un telaio, in altri casi viene incollata su superfici e componenti rigidi. Una volta rivestito la sensazione di morbidezza ma allo stesso tempo la robustezza del pezzo fanno del prodotto un buon elemento di comfort.

POLIURETANO INTEGRALE

Prodotto che usa una schiuma poliuretanic iniettata all'interno di uno stampo. La schiuma va a ricoprire un telaio. La colorazione del pezzo si ottiene verniciando direttamente lo stampo e la schiuma va a copiare anche la finitura dello stampo. Questo tipo di materiale coniuga perfettamente il comfort e la vivacità dei colori.

I LEGNI

Lavoriamo nel rispetto delle norme nazionali ed internazionali per la salvaguardia dell'ambiente e ci avvaliamo di partner e fornitori che appoggiano l'organizzazione non governativa FSC (Forest Stewardship Council) che opera per migliorare la gestione delle foreste in tutto il mondo. Le aziende certificate FSC garantiscono che il legno contenuto nei loro prodotti, proviene da foreste gestite in maniera corretta e responsabile, secondo rigorosi standard ambientali, sociali ed economici. Utilizziamo vernici e colle a bassa emissione di formaldeide e usando razionalmente la materia prima. Il legno che utilizziamo è selezionato tra i migliori disponibili sul mercato e viene sottoposto ad una lavorazione particolare per garantirne resistenza e durata nel tempo. Essendo un materiale naturale si possono verificare differenze nella colorazione del materiale tra una partita e l'altra di legname, differenze che non sono da considerare come un difetto bensì come una garanzia dell'autenticità del legno utilizzato.

TRANCIATO DI FRASSINO

Consiste nella sovrapposizione di strati di frassino che formano dei blocchi i quali vengono tranciati perpendicolarmente alla direzione dei vari strati, così facendo si ottengono venature regolari e omogenee.

PRECOMPOSTO DI ROVERE

Si ottiene sovrapponendo diversi strati di piallacci sottili di legni della stessa specie che ricreano lo stesso effetto a livello di venatura e colori di legni più pregiati.

PRECOMPOSTO MDF (Medium density fibreboard, pannello di fibra a media densità)

Le fibre del legno vengono miscelate a resine il tutto subisce un pressaggio preventivo, per eliminare l'aria prima della pressatura vera e propria. Il calore e la pressione di questa operazione attivano la resina che “lega” le fibre dando vita al pannello MDF. Particolarmente resistente risulta il più adatto alla laccatura preventivamente trattato con un fondo specifico, poliuretanic sempre catalizzato.

MULTISTRATI

Consiste nella sovrapposizione di vari fogli di tranciato di legno che vengono

incollati a fibra incrociata formando così un compensato.

MULTISTRATI A 3D

Si ottiene sovrapponendo vari fogli di tranciato di legno che vengono incollati a fibra incrociata formando così un compensato unito al precomposto 3D, trattasi di un materiale speciale brevettato che si curva nelle 3 dimensioni senza rotture.

NEWPPAN

Pannello composito in alluminio con finitura laccata o impiallacciato in rovere.

I TESSUTI

I tessuti che utilizziamo appartengono ad una ampia e articolata gamma di colori e fantasie, tutti assolutamente testati con l'obiettivo di ottenere le migliori caratteristiche prestazionali, tra le quali resistenza all'abrasione e resistenza alla luce artificiale. Utilizzati per rivestire sedie e poltrone, sono offerti in una vasta gamma di colori accesi e brillanti. Disponibile la collezione Kvadrat sinonimo di massima qualità e affidabilità. Disponibile la categoria di tessuto ignifugo e rivestimenti in finte pelli. È previsto anche il tessuto cliente.

LE PELLI

Le pelli che caratterizzano i rivestimenti delle creazioni Infiniti sono di assoluta qualità, come le pelli fiore provenienti da bovini europei. Numerose sono le possibilità di scelta tra pelli di tonalità diverse. Morbide ed eleganti, ma al tempo stesso molto resistenti, sono il risultato di lunghe fasi di lavorazione. La pelle viene conciata al cromo e pigmentata con resine in soluzione acquosa e per ottenere il giusto grado di morbidezza ed elasticità sono numerosi i test a cui i campioni di pelle vengono sottoposti.

USO E MANUTENZIONE

Per una manutenzione ottimale dei prodotti Infiniti e per mantenere inalterate le caratteristiche dei materiali con cui sono realizzati, sono necessarie alcune semplici attenzioni:

LE MATERIE PLASTICHE

Pulizia: le superfici in plastiche vanno generalmente pulite con un panno umido e soffice imbevuto di acqua, è sconsigliato l'uso di panni asciutti che con lo sfregamento potrebbero caricare elettrostaticamente la superficie plastica attirando polvere. Per le macchie più ostinate è possibile diluire in acqua del sapone liquido neutro con moderazione. Evitare assolutamente l'uso di acetone, trielina, ammoniaca o detersivi che contengono anche solo una piccola quantità di questi detergenti perché possono opacizzare la lucentezza delle superfici. Evitare nel modo più assoluto tutte le sostanze abrasive, come i detersivi in polvere, le paste abrasive, le pagliette o spugne ruvide. Uso: evitare di trascinare sulle superfici oggetti che possono rigare il materiale. Si ricordi in oltre, che i materiali plastici non possono sopportare fonti di calore diretta sulla superficie, come il contatto diretto con pentole e tegami.

I LEGNI

Pulizia: pulire con un panno umido e soffice imbevuto di acqua tiepida. Asciugare sempre dopo la pulizia. Rimuovere immediatamente eventuali sostanze liquide o altri residui per evitare l'assorbimento. Uso: le superfici in legno, essendo lo stesso un materiale naturale, potrebbero subire delle alterazioni di colore con l'utilizzo e nel tempo. Si ricordi che i legni non possono sopportare fonti di calore diretta sulla superficie, come appoggiare pentole e tegami direttamente sulla superficie. L'esposizione duratura potrebbe alterarne la colorazione.

I METALLI

Pulizia: sia le superfici metalliche in acciaio o alluminio che le superfici verniciate devono essere pulite con un panno umido e soffice imbevuto di acqua calda; per le macchie più ostinate è possibile diluire in acqua del sapone liquido neutro, con moderazione. Asciugare sempre dopo la pulizia con un panno morbido o con pelle di daino. Non usare creme e paste per pulire forni in acciaio, non usare cloro, non usare candeggina ed altri detergenti aggressivi. Sconsigliato usare paste abrasive, pagliette e spugne abrasive che possono graffiare le superfici metalliche. Uso: fare attenzione a macchie di alimenti come il caffè, succhi di frutta, cola che se non vengono rimossi immediatamente possono lasciare macchie indelebili sulla superficie.

I TESSUTI

Pulizia: consultare i consigli per la manutenzione e lavaggio nelle finiture. Uso: ricordiamo che i tessuti sono delicati, è importante prestare attenzione al tipo di lavaggio consigliato e prestare cura durante l'uso poiché soggetti a strappi o tagli.

LE PELLI

Pulizia: pulire con panno morbido imbevuto di acqua. Uso: ricordiamo che la pelle ed il cuoio sono delicati; è importante prestare attenzione al tipo di pulizia consigliato e prestare cura durante l'uso poiché soggette a strappi o tagli. L'esposizione in ambienti o luoghi con alto tasso di umidità può causare modificazioni della struttura.

RICICLABILITÀ

La gamma dei prodotti Infiniti è costituita per la maggior parte da elementi in metallo, in materiale plastico o in legno, tutti materiali interamente riciclabili. Il metallo ad esempio è il materiale tra i più riciclati al mondo e permette di risparmiare il 95% dell'energia che si utilizza normalmente per produrlo dalla materia prima. I metalli raccolti vengono avviati in appositi centri per essere divisi in ferrosi e non ferrosi mediante magneti, metodi di flottazione, aria e manualmente. Analisi chimiche possono essere effettuate per suddividere in modo omogeneo i rifiuti. I materiali non ferrosi, tra i quali il più importante è l'alluminio, vengono pressati in balle e inviate alle fonderie. Qui i metalli sono fusi e il processo di produzione del metallo ricomincia dall'inizio, tornando materia prima, pronta per essere utilizzata per la produzione di nuovi prodotti. La riutilizzabilità, riciclabilità e recuperabilità sono obiettivi importanti

della politica UE dell'ambiente che regola l'impiego delle materie plastiche, ormai parte integrante della nostra vita quotidiana. La plastica ebbe a suo tempo un successo immediato e globale proprio per le sue caratteristiche distintive, la plastica infatti ha la possibilità di essere modellata in qualsiasi forma e dimensione, attraverso tecniche di lavorazione diverse a seconda del prodotto: per colata, per stampaggio, per estrusione, per iniezione. I suoi più importanti punti di forza sono: leggerezza e lavorabilità. Il nostro mondo sembra ormai essere avvolto in un foglio di plastica. La produzione di plastica incide infatti solo per il 16 % sul consumo europeo di petrolio. Le materie sintetiche più utilizzate sono quelle dette termoplastiche, ovvero polimeri che possono essere lavorati e modellati a caldo e raffreddati bruscamente per mantenerne la forma voluta. Il processo è reversibile garantendone così l'elevata riciclabilità. La plastica per le sue svariate proprietà, è presente in molteplici prodotti “Infiniti”. Alla fine del suo utilizzo, la plastica può essere riutilizzata secondo tre modalità fondamentali: il riciclaggio meccanico, che prevede la trasformazione da materia a materia; il rifiuto di plastica diventa il punto di partenza per nuovi prodotti; il riciclaggio chimico che prevede il ritorno alla materia prima di base attraverso la trasformazione dei rifiuti di plastiche in materia da utilizzare nuovamente nella produzione; il recupero energetico, cioè utilizzo dell'energia contenuta nei rifiuti plastici, che deriva dal petrolio e che è interamente sfruttabile. E attraverso il riciclaggio, dunque, che la plastica può tornare a nuova vita. Per semplificare il processo di riciclaggio, i prodotti Infiniti sono facilmente disassemblabili e riconducibili ad elementi monomaterici. Sugli elementi in plastica sono impressi marchi di identificazione secondo le normative europee per consentire la corretta separazione degli elementi ed il loro effettivo riciclo.

CERTIFICAZIONI E NORMATIVE

Sedie, Tavoli e Sgabelli Infiniti sono resistenti e sopportano sollecitazioni di varia natura; per questo motivo vengono testati dall'ente Catas per soddisfare i requisiti delle normative UNI e UNI EN. Per il settore domestico è sufficiente il raggiungimento del 3° livello. Di seguito elenchiamo le normative di riferimento UNI e le relative prove che vengono eseguite sulle sedie: Normativa UNI EN 1022/98 (Stabilità); Normativa UNI EN 1728/00 (Carico statico su sedile-schienale, resistenza a fatica del sedile-schienale, carico statico sulle gambe laterali, urto sul sedile, urto sullo schienale, resistenza del fronte anteriore del sedile, carico statico verticale ed orizzontale sul bracciolo, fatica del bracciolo, carico statico gambe anteriori).

Alcuni prodotti della collezione Infiniti hanno ottenuto la certificazione GS. Il marchio GS o “Geprüfte Sicherheit” (sicurezza comprovata) è una certificazione volontaria basata sulla legge per la sicurezza dei prodotti (ProdSG) vigente in Germania e indica la conformità di un prodotto agli standard di sicurezza validi sia nel paese stesso che in Europa. Riconosciuto a livello globale, anche nella supply chain, così come il marchio TÜV SÜD il marchio GS viene rilasciato al completamento del relativo programma di verifica e ispezione e rimane valido a condizione che venga eseguita ogni anno un'ispezione di controllo sulla produzione. L'ottenimento del marchio GS dimostra l'impegno di un'azienda per la salvaguardia della salute dei consumatori e incrementa l'affidabilità dei prodotti.

SYMBOLS

	Indicates that the product has passed the stress resistance tests, and has therefore been certified.		Shell finishes / Seat and back finishes
	Indicates that the product is stackable.		Seat finishes / Seat panel finishes
	Indicates the product suitable for outdoor use		Finishes seat / Backrest finishes
	Indicates product with swivel function		Indicates that the item is suitable for indoor outdoor applications
	Indicates product provided with gas seat height adjustment		Box size
	Indicates fireproof		Finishes chair / Stool finishes

Frame finish

CHAIRS

The background features a complex, repeating geometric pattern. It consists of interlocking shapes that create a three-dimensional illusion of stacked chairs. The pattern is rendered in two shades of blue: a darker, muted blue and a slightly lighter, more vibrant blue. The shapes are arranged in a way that suggests depth and perspective, with some elements appearing to be in front of others. The overall effect is a textured, architectural look.

CANOVA

DESIGN:

CLAUS BREINHOLT

MONOBLOC POLYPROPYLENE CHAIR WITH UPHOLSTERED SEAT PAD ON TO THE SEAT. CAN ALSO BE USED OUTDOORS. A CHAIR SUITABLE FOR BOTH RESIDENTIAL OR CONTRACT USE.







FRAME

POLYPROPYLENE



PP11
Anthracite



PP1012
Mustard



PP22
Tobacco



PP7001
Titanium grey



PP9010
Off-white



PP480C
Cipria



PP7608U
Marsala

UPHOLSTERED VERSION

FULL-GRAIN LEATHER

REVIVE 1 Kvadrat
UMAMI Kvadrat
PATINA Camira

ECO LEATHER

FIELD Kvadrat
CAVA 3 Kvadrat
MIAMI Pintail

CANVAS Kvadrat
HARALD Kvadrat
VENICE Pintail

DIVINA 3 Kvadrat
RECHECK Kvadrat
FLASH No-Shrink

DIVINA MELANGE 2 Kvadrat
FIORD Kvadrat
BYTE

STEELCUT 3 Kvadrat
GLOW Kvadrat

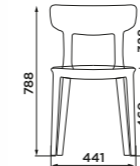
CANOVA
UPHOLSTERED SEAT

Features

Upholstery

Stackability

Outdoor



CATAS

Fireproof version available



RUELLE

DESIGN:

PHILIPPE TABET

CHAIR WITH SOLID ALUMINIUM CAST SEAT, WITH SLITS FOR OUTDOOR USE. EXTRUDED ALUMINIUM LEGS FIXED TO THE SEAT. BACKREST AVAILABLE IN MOULDED PLYWOOD OR POLYPROPYLENE.





BACKREST

PLYWOOD OAK



LR22 *Bluegray stained* LR03 *Natural oak* LR08 *Black stained oak*

POLYPROPYLENE



PP20 *White* PP7608U *Marsala* PP32 *Slate grey* PP21 *Pearl grey* PP503 *Powder blue*

SHELL

ALUMINIUM



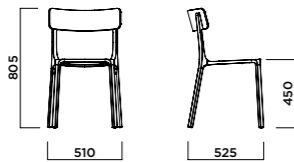
AL44 *White fine textured* AL45 *Oxide red fine textured* AL40 *Lead grey fine textured* AL41 *Light grey fine textured* AL43 *Aquamarine blue fine textured*

UPHOLSTERED VERSION

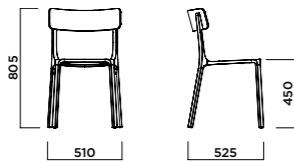
FULL-GRAIN LEATHER REVIVE 1 Kvadrat UMAMI Kvadrat PATINA Camira	ECO LEATHER FIELD Kvadrat CAVA 3 Kvadrat MIAMI Pintail	CANVAS Kvadrat HARALD Kvadrat VENICE Pintail	DIVINA 3 Kvadrat RECHECK Kvadrat FLASH No-Shrink	DIVINA MELANGE 2 Kvadrat FIORD Kvadrat BYTE	STEELCUT 3 Kvadrat GLOW Kvadrat
--	---	--	--	---	------------------------------------

**RUELLE
PLASTIC BACK**

Features Upholstery Stackability Outdoor

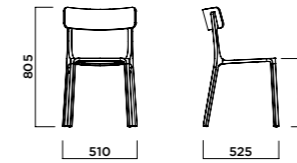


RUELLE WOODEN BACK

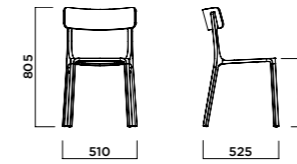


RUELLE OUTDOOR

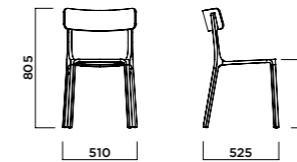
Features Upholstery Stackability Outdoor



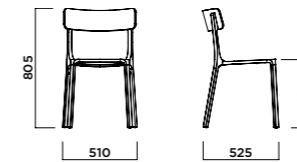
RUELLE VERANDA



**RUELLE PLASTIC BACK
UPHOLSTERED PANEL**



**RUELLE WOODEN BACK
UPHOLSTERED PANEL**



TONDINA POP

DESIGN:

FAVARETTO&PARTNERS

CHAIR WITH STEEL FRAME AVAILABLE IN VARIOUS PAINTED AND CHROME FINISHES. SEAT AND BACK IN INJECTION MOULDED POLYPROPYLENE, OR FULLY UPHOLSTERED.





FRAME

STEEL FRAME

AC01 Chrome plated	AC30 White matt painted	AC31 Black matt painted	AC12 Black chrome plated	AC13 Copper plated

SEAT AND BACKREST

POLYPROPYLENE

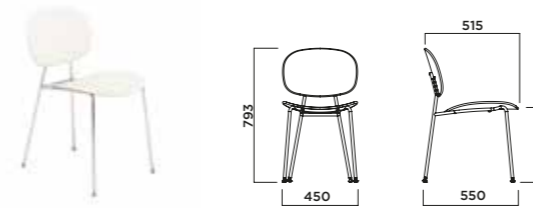
PP34 Peach	PP31 Coal black	PP7608U Marsala	PP557C Light teal	PP421C Almond grey	PP480C Cipria	PP20 White

UPHOLSTERED VERSION

FULL-GRAIN LEATHER REVIVE 1 Kvadrat UMAMI Kvadrat PATINA Camira	ECO LEATHER FIELD Kvadrat CAVA 3 Kvadrat MIAMI Pintail	CANVAS Kvadrat HARALD Kvadrat VENICE Pintail	DIVINA 3 Kvadrat RECHECK Kvadrat FLASH No-Shrink	DIVINA MELANGE 2 Kvadrat FIORD Kvadrat BYTE	STEELCUT 3 Kvadrat GLOW Kvadrat
---	--	--	--	---	------------------------------------

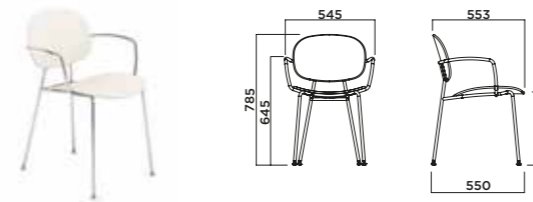
TONDINA POP
4 LEGS

Features Upholstery Stackability Outdoor



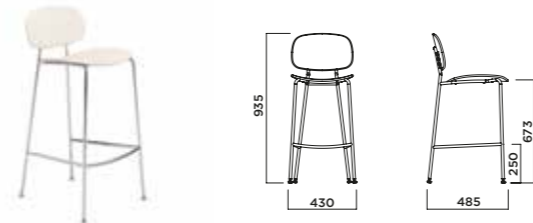
Optional

TONDINA POP
4 LEGS WITH ARMS



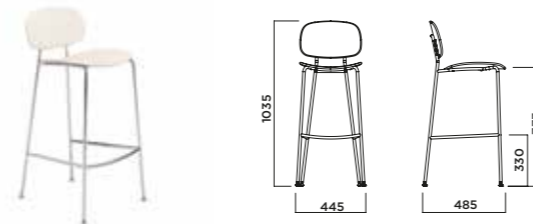
Optional

TONDINA POP
KITCHEN STOOL



Optional

TONDINA POP
BAR STOOL



Optional

TONDINA

DESIGN:

FAVARETTO&PARTNERS

CHAIR WITH STEEL FRAME AVAILABLE IN VARIOUS PAINTED AND CHROME FINISHES. SEAT AND BACK IN MOULDED PLYWOOD, OR FULLY UPHOLSTERED.












FRAME

STEEL FRAME

				
AC01 Chrome plated	AC30 White matt painted	AC31 Black matt painted	AC12 Black chrome plated	AC13 Copper plated

SEAT AND BACKREST

PLYWOOD

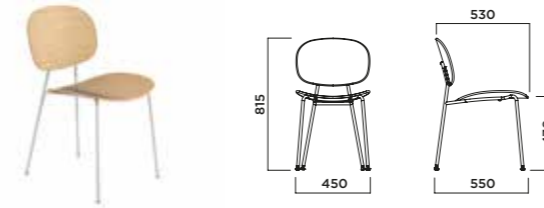
			
LR01 Whitened oak	LR03 Natural oak	LR04 Ochre stained oak	LR11 Terra brown
			
LR05 Bordeaux stained oak	LR06 Anthracite stained oak	LR08 Black stained oak	

UPHOLSTERED VERSION

FULL-GRAIN LEATHER	ECO LEATHER	CANVAS Kvadrat	DIVINA 3 Kvadrat	DIVINA MELANGE 2 Kvadrat	STEELCUT 3 Kvadrat
REVIVE 1 Kvadrat	FIELD Kvadrat	HARALD Kvadrat	RECHECK Kvadrat	FIORD Kvadrat	GLOW Kvadrat
UMAMI Kvadrat	CAVA 3 Kvadrat	VENICE Pintail	FLASH No-Shrink	BYTE	
PATINA Camira	MIAMI Pintail				

TONDINA
4 LEGS

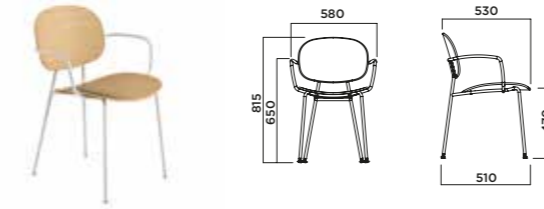
Features Upholstery Stackability Outdoor



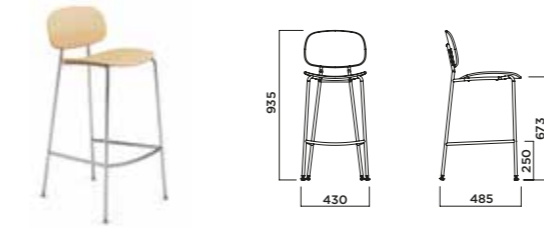
CATAS



TONDINA
4 LEGS WITH ARMS



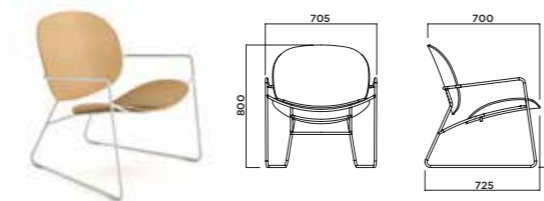
TONDINA
KITCHEN STOOL



TONDINA
BAR STOOL



TONDINA
LOUNGE



CATAS



GLOSSY

DESIGN:

STEFANO SANDONÀ

CHAIR WITH STEEL FRAME AVAILABLE IN VARIOUS PAINTED AND CHROME FINISHES. SHELL IN INJECTION MOULDED POLYPROPYLENE OR FULLY UPHOLSTERED.





FRAME

STEEL FRAME



AC01 Chrome plated AC12 Black chrome plated AC13 Copper plated AC30 White matt painted AC31 Black matt painted

SHELL

POLYPROPYLENE



PP20 White PP21 Pearl grey PP3020 Red PP1012 Mustard PP31 Coal black



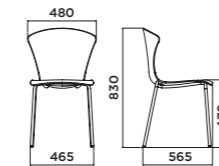
PP557C Light teal PP514 Sand

UPHOLSTERED VERSION

FULL-GRAIN LEATHER REVIVE 1 Kvadrat UMAMI Kvadrat PATINA Camira	ECO LEATHER FIELD Kvadrat CAVA 3 Kvadrat MIAMI Pintail	CANVAS Kvadrat HARALD Kvadrat VENICE Pintail	DIVINA 3 Kvadrat RECHECK Kvadrat FLASH No-Shrink	DIVINA MELANGE 2 Kvadrat FIORD Kvadrat BYTE	STEELCUT 3 Kvadrat GLOW Kvadrat
--	---	--	--	---	------------------------------------

GLOSSY
4 LEGS

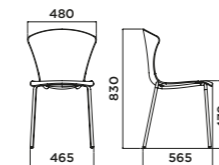
Features Upholstery Stackability Outdoor



CATAS



GLOSSY
UPHOLSTERED



NOW

DESIGN:

SANDONÀ & SANDRIN

CHAIR WITH STEEL FRAME AVAILABLE IN VARIOUS PAINTED AND CHROME FINISHES WITH OR WITHOUT ARMRESTS. SHELL IN INJECTION MOULDED TWO-TONE POLYPROPYLENE AND POLYPROPYLENE UNDERSEAT.





FRAME

STEEL FRAME



AC01 Chrome plated AC30 White matt painted AC31 Black matt painted AC32 Grey matt painted

SHELL

POLYPROPYLENE



PP20/PP3020 White/Red PP20/PP27 White/Curry PP20/PP6018 White/Tropical green PP20/PP514 White/Sand



PP20/PP01 White/Black PP20/PP21 White/Pearl grey PP20/PP2905C White/Light blue PP20/PP20 White/White

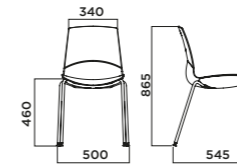
UPHOLSTERED VERSION

FULL-GRAIN LEATHER REVIVE 1 Kvadrat UMAMI Kvadrat PATINA Camira	ECO LEATHER FIELD Kvadrat CAVA 3 Kvadrat MIAMI Pintail	CANVAS Kvadrat HARALD Kvadrat VENICE Pintail	DIVINA 3 Kvadrat RECHECK Kvadrat FLASH No-Shrink	DIVINA MELANGE 2 Kvadrat FIORD Kvadrat BYTE	STEELCUT 3 Kvadrat GLOW Kvadrat
--	---	--	--	---	------------------------------------

NOW

4 LEGS

Features Upholstery Stackability Outdoor

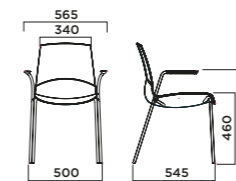


CATAS



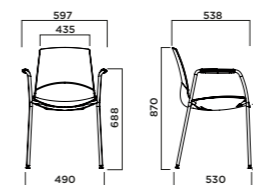
NOW

4 LEGS WITH ARMS



NOW

4 LEGS WITH CLOSED ARMS



NOW SLED Features Upholstery Stackability Outdoor

NOW SLED WITH ARMS

NOW SWIVEL

NOW SWIVEL WITH ARMS

NOW SWIVEL GAS LIFT

NOW SWIVEL GAS LIFT WITH ARMS Features Upholstery Stackability Outdoor

NOW 4 LEGS STOOL

NOW SLED STOOL

RELIEF

DESIGN:

FAVARETTO&PARTNERS

Available from December 2018

CHAIR WITH POLYPROPYLENE SHELL, ASSEMBLED ON VARIOUS BASES. AVAILABLE VERSIONS: 4 LEGS, 4 LEGS WITH ARMS, SLED BASE, 4 STAR ALUMINIUM BASE, 4 STAR WITH CASTORS WITH OR WITHOUT GAS LIFT.





FRAME

STEEL FRAME

AC01 Chrome plated	AC30 White matt painted	AC31 Black matt painted	AC32 Grey matt painted

ALUMINIUM BASE AND SUPPORT

AL07 Polished	AL30 White matt painted	AL31 Black matt painted

SHELL

POLYPROPYLENE


PP20 White	PP31 Coal black	PP07 Cement grey	PP503 Powder blue	PP514 Sand

OPTIONAL ON REQUEST



TROLLEY

AVAILABLE ONLY FOR:
RELIEF 4 LEGS
RELIEF 4 LEGS WITH ARMS
RELIEF SLED

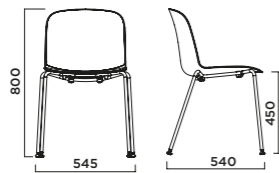


LINKING DEVICE

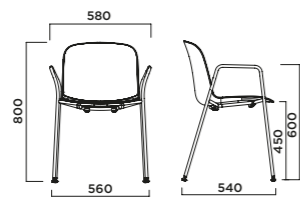
RELIEF SLED

RELIEF
4 LEGS

Features Upholstery Stackability Outdoor



RELIEF
4 LEGS WITH ARMS

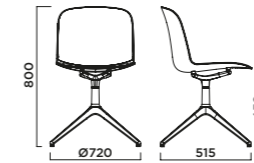


RELIEF
SLED

Features Upholstery Stackability Outdoor



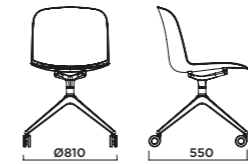
RELIEF
4 STAR ALUMINIUM BASE



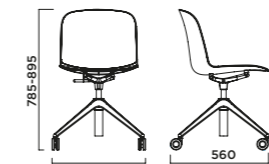
CATAS



RELIEF
SWIVEL WITH CASTORS



RELIEF
4 STAR UPDOWN



PURE LOOP MONO

DESIGN:

CLAUS BREINHOLT

CHAIR WITH SHELL IN POLYPROPYLENE OR FULLY UPHOLSTERED, ASSEMBLED ON VARIOUS BASES. AVAILABLE VERSIONS: 4 LEGS, 4 LEGS WITH ARMS, SLED BASE, 4 STAR SWIVEL ALUMINIUM BASE, 4 STAR WITH CASTORS, 5 STAR WITH GAS LIFTS, AND VERSIONS WITH SOLID WOOD FRAME. ALSO AVAILABLE AS KITCHEN AND BAR STOOLS.





FRAME

STEEL FRAME






					
AC01 Chrome plated	AC12 Black chrome plated	AC13 Copper plated	AC30 White matt painted	AC31 Black matt painted	AC32 Grey matt painted



ALUMINIUM BASE AND SUPPORT

		
AL07 Polished	AL30 White matt painted	AL31 Black matt painted

SHELL


POLYPROPYLENE

				
PP20 White	PP31 Coal black	PP513 Military green	PP7608U Marsala	PP27 Curry

	
PP503 Powder blue	PP514 Sand




RETRO FRAME

SOLID WOOD

			
MAR03 Natural oak	MAR06 Anthracite painted oak	MAR08 Black painted oak	MAFLG6 White lacquered beech

WOODEN LEGS

SOLID BEECH

		
MAFGV Natural beech	MAF02 Black lacquered beech	MAFLG6 White lacquered beech

OPTIONAL ON REQUEST



 12

TROLLEY
OPTIONAL ON REQUEST

AVAILABLE ONLY FOR:
PURE LOOP MONO 4 LEGS
PURE LOOP MONO 4 LEGS WITH ARMS
PURE LOOP MONO SLED



LINKING DEVICE
PURE LOOP MONO SLED

FELT SEAT PANEL

OPTIONAL ON REQUEST

PURE LOOP MONO
4 LEGS

Features Upholstery Stackability Outdoor

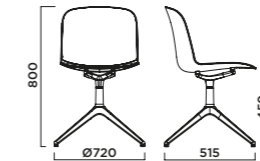


 Fireproof version available

 7

 Optional

PURE LOOP MONO
SLED

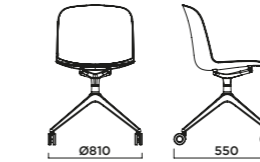


 Fireproof version available

 4

 Optional

PURE LOOP MONO
4 LEGS WITH ARMS

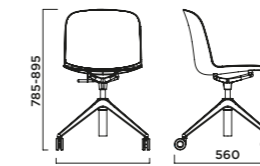


 Fireproof version available

 7

 Optional

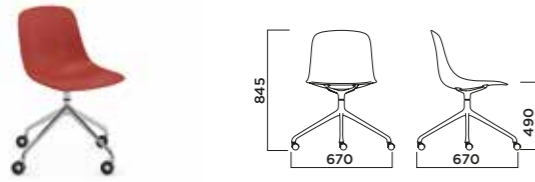
PURE LOOP MONO
4 STAR ALUMINIUM BASE



OFF

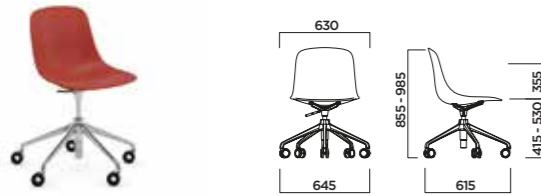
PURE LOOP MONO
SWIVEL WITH CASTORS

Features Upholstery Stackability Outdoor



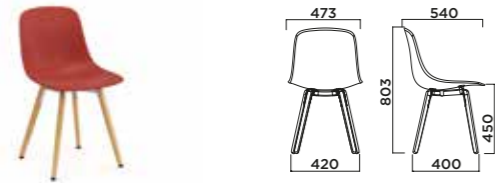
XFO

PURE LOOP MONO
5 STARS UPDOWN



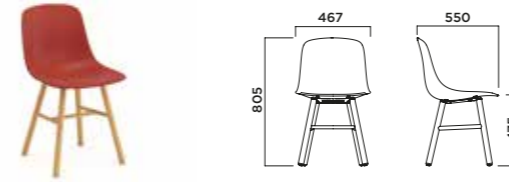
XFO
↕

PURE LOOP MONO
WOODEN LEGS

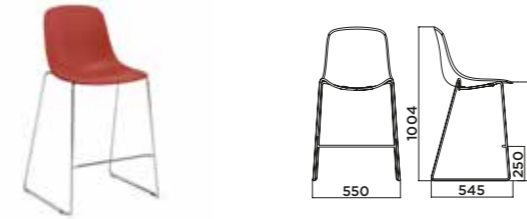


PURE LOOP MONO
RETRO

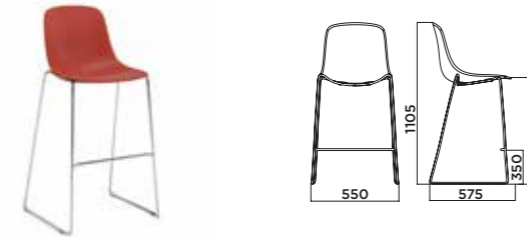
Features Upholstery Stackability Outdoor



PURE LOOP MONO
KITCHEN STOOL



PURE LOOP MONO
BAR STOOL



PURE LOOP BINUANCE

DESIGN:

CLAUS BREINHOLT

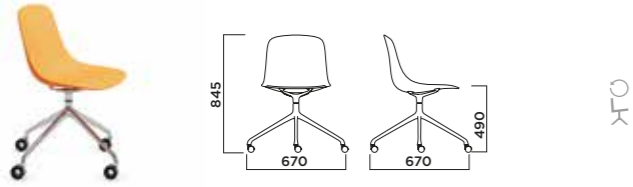
CHAIR WITH SHELL IN TWO-TONE POLYPROPYLENE OR FULLY UPHOLSTERED ASSEMBLED ON VARIOUS BASES. AVAILABLE VERSIONS: 4 LEGS, 4 LEGS WITH ARMS, SLED BASE, 4 STAR SWIVEL ALUMINIUM BASE, 4 STAR WITH CASTORS, 5 STAR WITH GAS LIFT, AND VERSIONS WITH SOLID WOOD FRAME. ALSO AVAILABLE AS KITCHEN AND BAR STOOLS.



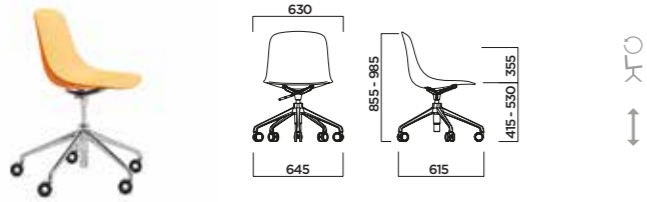


PURE LOOP BINUANCE
SWIVEL WITH CASTORS

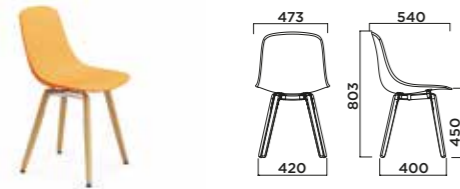
Features Upholstery Stackability Outdoor



PURE LOOP BINUANCE
5 STAR UPDOWN

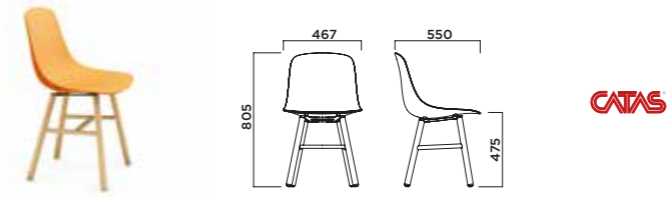


PURE LOOP BINUANCE
WOODEN LEGS



PURE LOOP BINUANCE
RETRO

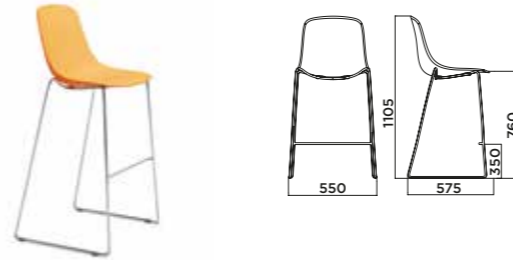
Features Upholstery Stackability Outdoor



PURE LOOP BINUANCE
KITCHEN STOOL



PURE LOOP BINUANCE
BAR STOOL



PURE LOOP

DESIGN:

CLAUS BREINHOLT

CHAIR WITH SHELL IN POLYCARBONATE WITH POLISHED OR FULLY UPHOLSTERED FINISHES, ASSEMBLED ON VARIOUS BASES. AVAILABLE VERSIONS: 4 LEGS, 4 LEGS WITH ARMS, SLED BASE, 4 STAR SWIVEL ALUMINIUM BASE, 4 STAR WITH CASTORS, 5 STAR WITH GAS LIFT, AND VERSIONS WITH SOLID WOOD FRAME. ALSO AVAILABLE AS KITCHEN AND BAR STOOLS.





FRAME

STEEL FRAME

					
AC01 Chrome plated	AC12 Black chrome plated	AC13 Copper plated	AC30 White matt painted	AC31 Black matt painted	AC32 Grey matt painted

BASE

ALUMINIUM BASE AND SUPPORT

		
AL07 Polished	AL30 White matt painted	AL31 Black matt painted

SHELL

TRANSPARENT POLYCARBONATE





	
PC103 Ice	PC104 Smoke-grey

SOLID COLOUR POLYCARBONATE

					
PC101 White	PC102 Black	PC114 Red	PC130 Green leaf	PC117 Silica grey	PC118 Orange




RETRO FRAME

SOLID WOOD

			
MAR03 Natural oak	MAR06 Anthracite painted oak	MAR08 Black painted oak	MAFLG6 White lacquered beech

WOODEN LEGS

SOLID BEECH

		
MAFGV Natural beech	MAF02 Black lacquered beech	MAFLG6 White lacquered beech

* Available two version for outdoor: with zinc/painted frame and with stainless steel frame.

UPHOLSTERED VERSION

FULL-GRAIN LEATHER REVIVE 1 Kvadrat	ECO LEATHER FIELD Kvadrat	CANVAS Kvadrat HARALD Kvadrat	DIVINA 3 Kvadrat RECHECK Kvadrat	DIVINA MELANGE 2 Kvadrat FIORD Kvadrat	STEELCUT 3 Kvadrat GLOW Kvadrat
UMAMI Kvadrat PATINA Camira	CAVA 3 Kvadrat MIAMI Pintail	VENICE Pintail	FLASH No-Shrink	BYTE	

FELT SEAT PANEL

OPTIONAL ON REQUEST

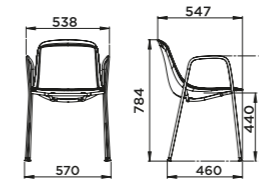
PURE LOOP
4 LEGS

Features Upholstery Stackability Outdoor

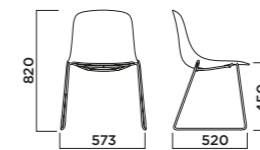


Outdoor

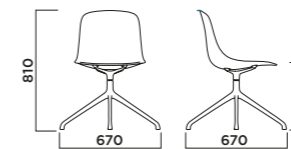
PURE LOOP
4 LEGS WITH ARMS



PURE LOOP BINUANCE
SLED

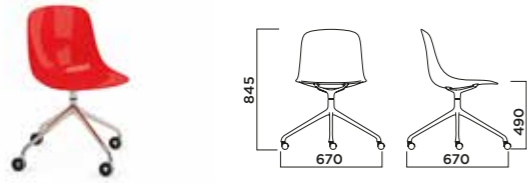


PURE LOOP BINUANCE
4 STAR ALUMINIUM BASE



PURE LOOP
SWIVEL WITH CASTORS

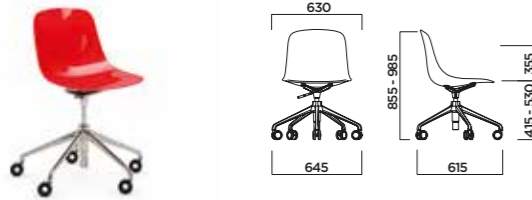
Features Upholstery Stackability Outdoor



XFO



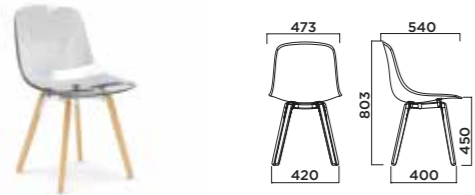
PURE LOOP
5 STAR UPDOWN



XFO
↕



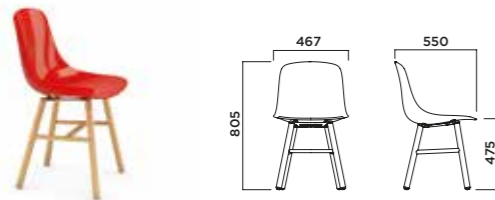
PURE LOOP
WOODEN LEGS



CATAS

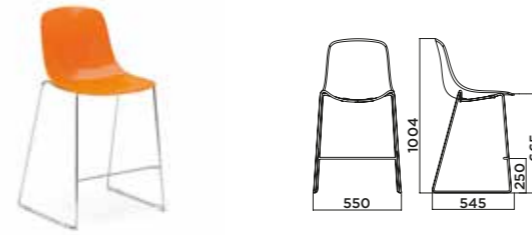


PURE LOOP
BAR STOOL

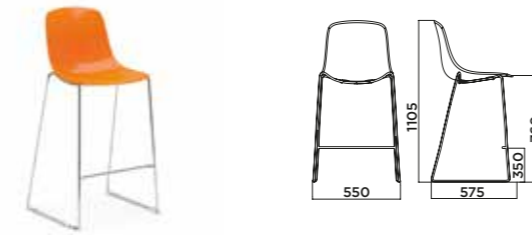


PURE LOOP
KITCHEN STOOL

Features Upholstery Stackability Outdoor



PURE LOOP
BAR STOOL



PURE LOOP BINUANCE MAXI

DESIGN:

CLAUS BREINHOLT

CHAIR WITH DEEP SEAT FOR ADDED COMFORT, TWO-TONE POLYPROPYLENE SHELL OR FULLY UPHOLSTERED, ASSEMBLED ON VARIOUS BASES. AVAILABLE VERSIONS: 4 LEGS, 4 LEGS WITH ARMS, SLED BASE, LOUNGE SLED BASE, 4 STAR SWIVEL ALUMINIUM BASE AND 4 STAR WITH CASTORS.





FRAME	AC01 Chrome plated	AC12 Black chrome plated	AC13 Copper plated	AC30 White matt painted	AC31 Black matt painted	AC32 Grey matt painted
STEEL FRAME						
BASE				AL07 Polished	AL30 White matt painted	AL31 Black matt painted
ALUMINIUM BASE AND SUPPORT						
SHELL						
POLYPROPYLENE			PP480C/PP7608U Cipria/Marsala	PP30/PP29 Khaki green/Olive green	PP34/PP33 Peach/Carrot orange	PP9010/PP9001 Pure white/Off-white
				PP32/PP31 Slate grey/Coal black	PP24/PP23 Medium grey/Light grey	PP9010/PP421C Pure white/Off-white

* Available two version for outdoor: with zinc/painted frame and with stainless steel frame.

UPHOLSTERED VERSION

FULL-GRAIN LEATHER	ECO LEATHER				
REVIVE 1 Kvadrat	FIELD Kvadrat	CANVAS Kvadrat	DIVINA 3 Kvadrat	DIVINA MELANGE 2 Kvadrat	STEELCUT 3 Kvadrat
UMAMI Kvadrat	CAVA 3 Kvadrat	HARALD Kvadrat	RECHECK Kvadrat	FIORD Kvadrat	GLOW Kvadrat
PATINA Camira	MIAMI Pintail	VENICE Pintail	FLASH No-Shrink	BYTE	

FELT SEAT PANEL OPTIONAL ON REQUEST

PURE LOOP BINUANCE MAXI
4 LEGS

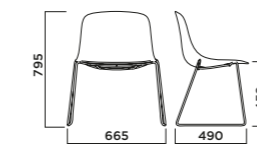


Features Upholstery Stackability Outdoor



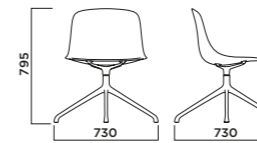
Optional

PURE LOOP BINUANCE MAXI
SLED

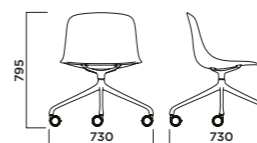


Optional

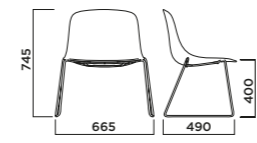
PURE LOOP BINUANCE MAXI
4 STAR ALUMINIUM BASE



PURE LOOP BINUANCE MAXI
4 STAR ALUMINIUM WITH CASTORS



PURE LOOP BINUANCE MAXI
RELAX



PURE LOOP EDU

DESIGN:

CLAUS BREINHOLT

CHAIR WITH POLYPROPYLENE SHELL, ASSEMBLED ON 5 STAR SWIVEL BASE WITH CASTORS AND GAS LIFT. EQUIPPED WITH ROTATING TABLET SUPPORT AND OBJECT HOLDER.

Available from December 2018



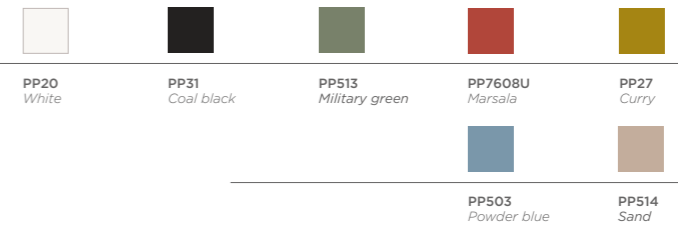
BASE

ALUMINIUM BASE AND SUPPORT



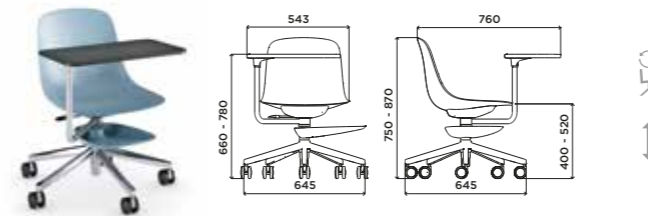
SHELL

POLYPROPYLENE



PURE LOOP EDU

Features Upholstery Stackability Outdoor





PURE LOOP LOUNGE

DESIGN:

CLAUS BREINHOLT | CHAIR WITH SHELL AND SEAT IN FULLY UPHOLSTERED EXPANDED POLYURETHANE, WITH 4 STAR SWIVEL BASE.



BASE

STEEL FRAME



AL07
Polished



AL30
White matt painted



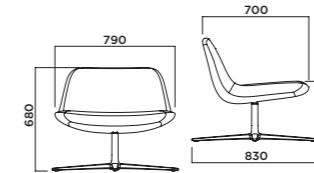
AL31
Black matt painted

UPHOLSTERED VERSION

FULL-GRAIN LEATHER REVIVE 1 Kvadrat UMAMI Kvadrat PATINA Camira	ECO LEATHER FIELD Kvadrat CAVA 3 Kvadrat MIAMI Pintail	CANVAS Kvadrat HARALD Kvadrat VENICE Pintail	DIVINA 3 Kvadrat RECHECK Kvadrat FLASH No-Shrink	DIVINA MELANGE 2 Kvadrat FIORD Kvadrat BYTE	STEELCUT 3 Kvadrat GLOW Kvadrat
--	---	--	--	---	------------------------------------

PURE LOOP LOUNGE

Features Upholstery Stackability Outdoor



XFO





LOOP

DESIGN:

CLAUS BREINHOLT

CHAIR WITH POLYCARBONATE SHELL WITH POLISHED OR FULLY UPHOLSTERED FINISHES, AND INTEGRATED ARMRESTS. ASSEMBLED ON VARIOUS BASES. AVAILABLE VERSIONS: 4 LEGS, 4 LEGS WITH ARMS, SLED BASE, 4 STAR SWIVEL ALUMINIUM BASE, 4 STAR WITH CASTORS, 5 STAR WITH GAS LIFT, AND SOLID WOOD FRAME. ALSO AVAILABLE AS KITCHEN AND BAR STOOLS.





FRAME

STEEL FRAME



AC01 Chrome plated AC12 Black chrome plated AC13 Copper plated AC30 White matt painted AC31 Black matt painted AC32 Grey matt painted

BASE

ALUMINIUM BASE AND SUPPORT



AL07 Polished AL30 White matt painted AL31 Black matt painted

SHELL

TRANSPARENT POLYCARBONATE



PC103 Ice PC104 Smoke-grey

SOLID COLOUR POLYCARBONATE



PC101 White PC102 Black PC114 Red PC130 Green leaf PC117 Silica grey PC118 Orange

RETRO FRAME


SOLID WOOD



MAR03 Natural oak MAR06 Anthracite painted oak MAR08 Black painted oak MAFLG6 White lacquered beech

WOODEN LEGS

SOLID BEECH



MAFGV Natural beech MAF02 Black lacquered beech MAFLG6 White lacquered beech

UPHOLSTERED VERSION

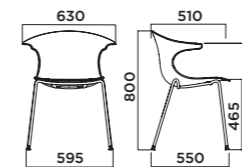
FULL-GRAIN LEATHER	ECO LEATHER				
FIELD Kvadrat	CANVAS Kvadrat	DIVINA 3 Kvadrat	DIVINA MELANGE 2 Kvadrat	STEELCUT 3 Kvadrat	
UMAMI Kvadrat	CAVA 3 Kvadrat	HARALD Kvadrat	RECHECK Kvadrat	FIORD Kvadrat	GLOW Kvadrat
PATINA Camira	MIAMI Pintail	VENICE Pintail	FLASH No-Shrink	BYTE	

FELT SEAT PANEL

OPTIONAL ON REQUEST

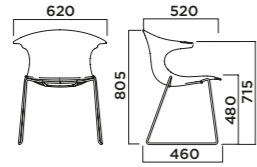
LOOP
4 LEGS

Features Upholstery Stackability Outdoor

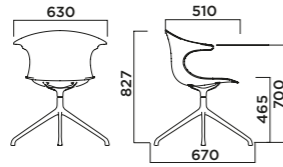


Outdoor

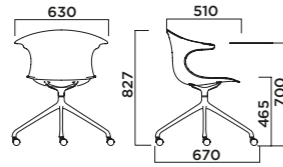
LOOP SLED Features Upholstery Stackability Outdoor



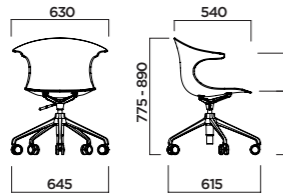
LOOP 4 STAR ALUMINIUM BASE



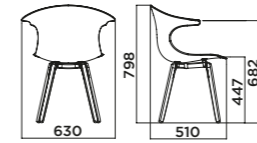
LOOP SWIVEL WITH CASTORS



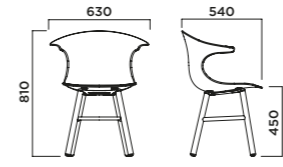
LOOP 5 STAR UPDOWN



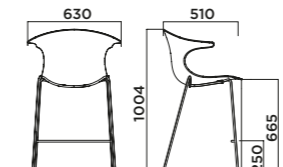
LOOP WOODEN LEGS Features Upholstery Stackability Outdoor



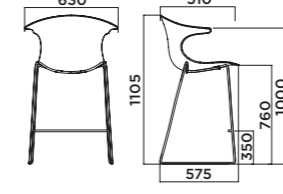
LOOP RETRO



LOOP KITCHEN STOOL



LOOP BAR STOOL



LOOP 3D WOOD













DESIGN:

CLAUS BREINHOLT

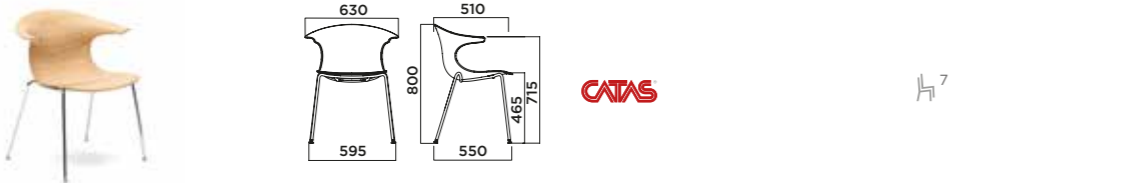
CHAIR WITH SHELL IN 3D MOULDED PLYWOOD, WITH INTEGRATED ARMRESTS. ASSEMBLED ON VARIOUS BASES. AVAILABLE VERSIONS: 4 LEGS, 4 LEGS WITH ARMS, SLED BASE, 4 STAR SWIVEL ALUMINIUM BASE, 4 STAR WITH CASTORS, 5 STAR WITH GAS LIFT, AND SOLID WOOD FRAME. ALSO AVAILABLE AS KITCHEN AND BAR STOOLS.



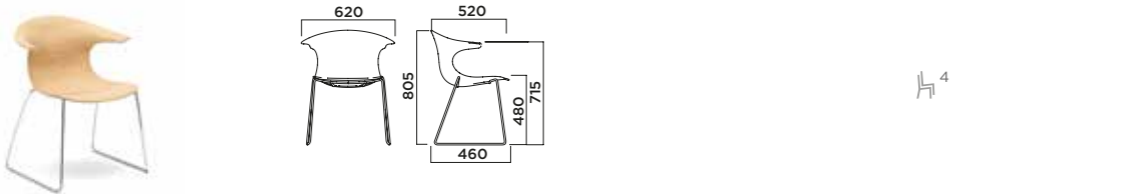


FRAME								
STEEL FRAME	AC01 Chrome plated	AC12 Black chrome plated	AC13 Copper plated	AC30 White matt painted	AC31 Black matt painted	AC32 Grey matt painted		
BASE								
ALUMINIUM BASE AND SUPPORT				AL07 Polished	AL30 White matt painted	AL31 Black matt painted		
SHELL								
3D PLYWOOD	LR01 Whitened oak	LR02 Wenge-stain oak	LR03 Natural oak	LR04 Ochre stained oak	LR05 Bordeaux stained oak			
								
	LR06 Anthracite stained oak	LR07 Green stained oak	LR08 Black stained oak	LF01 Natural beech	LF02 Wenge-stain beech			
WOODEN LEGS								
SOLID BEECH				MAFGV Natural beech	MAF02 Black lacquered beech	MAFLG6 White lacquered beech		
FELT SEAT PANEL	OPTIONAL ON REQUEST							

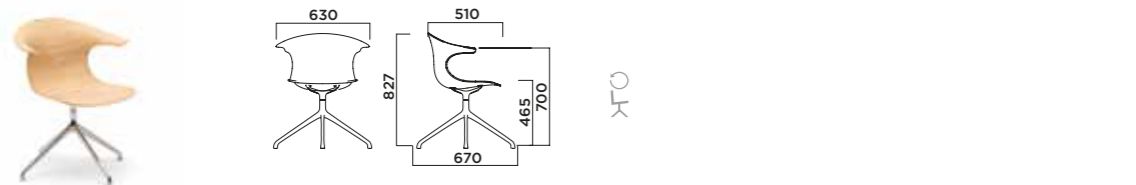
LOOP 3D WOOD 4 LEGS Features Upholstery Stackability Outdoor



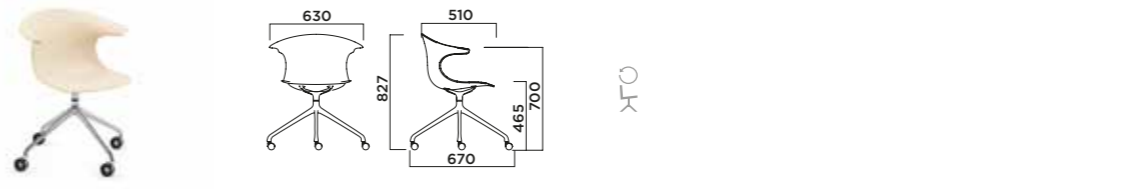
LOOP 3D WOOD SLED



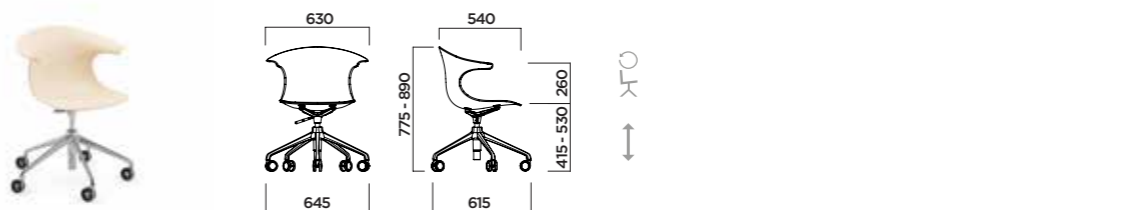
LOOP 3D WOOD SWIVEL



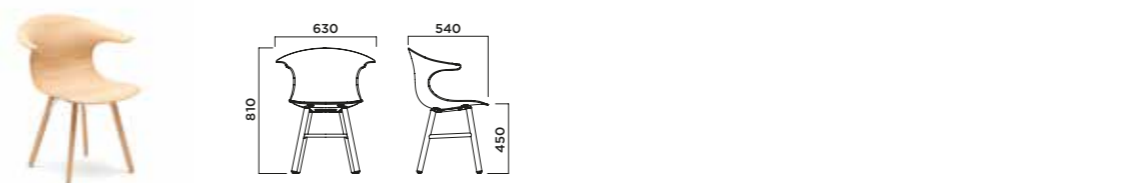
LOOP 3D WOOD SWIVEL WITH CASTORS Features Upholstery Stackability Outdoor



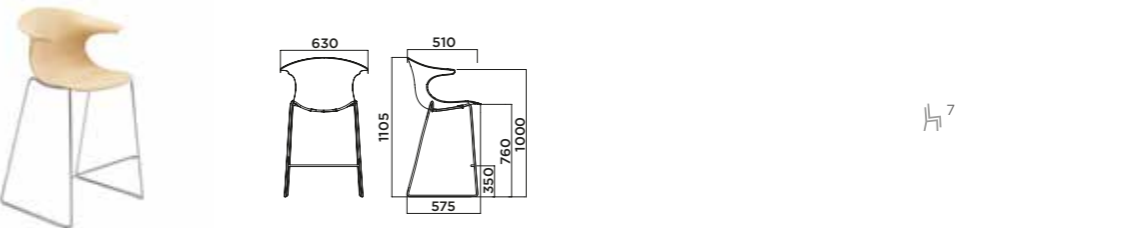
LOOP 3D WOOD 5 STAR UPDOWN



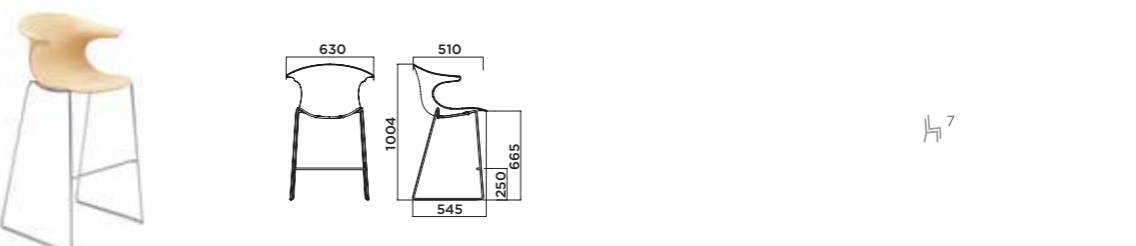
LOOP 3D WOOD WOODEN LEGS



LOOP 3D WOOD KITCHEN STOOL



LOOP 3D WOOD BAR STOOL



FRAME

STEEL FRAME

					
AC01 Chrome plated	AC12 Black chrome plated	AC13 Copper plated	AC30 White matt painted	AC31 Black matt painted	AC32 Grey matt painted

BASE

ALUMINIUM BASE AND SUPPORT

		
AL07 Polished	AL30 White matt painted	AL31 Black matt painted

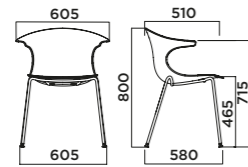
SHELL

3D PLYWOOD

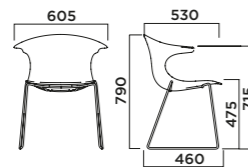
			
LV1 Classic Sapelli Mocca	LV07 Classic Brown Olive Ash	LV03 Classic Black Cherry Elegant	LV04 Classic Amazakoue Elegant
			
	LV05 Nimbus Sapelli Sycamore	LV06 Stratus Superior American Walnut	

LOOP 3D VINTERIO
4 LEGS

Features Upholstery Stackability Outdoor

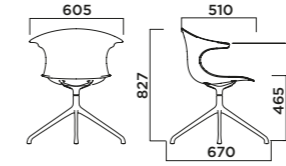


LOOP 3D VINTERIO
SLED

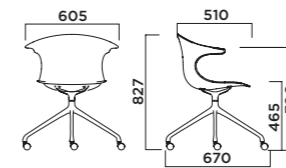


LOOP 3D VINTERIO
4 STAR ALUMINIUM BASE

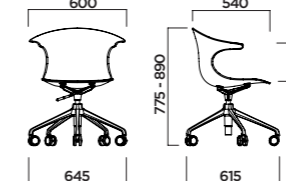
Features Upholstery Stackability Outdoor



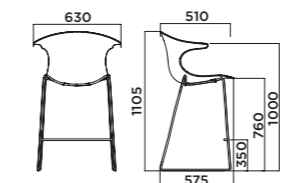
LOOP 3D VINTERIO
SWIVEL WITH CASTORS



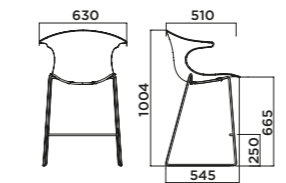
LOOP 3D VINTERIO
5 STAR UPDOWN



LOOP 3D VINTERIO
KITCHEN STOOL



LOOP 3D VINTERIO
BAR STOOL



LOOP LOUNGE

DESIGN:

CLAUS BREINHOLT

CHAIR WITH SHELL AND SEAT PAD IN EXPANDED POLYURETHANE, FULLY UPHOLSTERED, WITH 4 STAR SWIVEL BASE WITH FEET, WITH OR WITHOUT HEADREST ACCORDING TO FINAL HEIGHT.



BASE

ALUMINIUM BASE AND SUPPORT



AL07
Polished



AL30
White matt painted



AL31
Black matt painted

UPHOLSTERED VERSION

FULL-GRAIN LEATHER
REVIVE 1 Kvadrat
UMAMI Kvadrat
PATINA Camira

ECO LEATHER
FIELD Kvadrat
CAVA 3 Kvadrat
MIAMI Pintail

CANVAS Kvadrat
HARALD Kvadrat
VENICE Pintail

DIVINA 3 Kvadrat
RECHECK Kvadrat
FLASH No-Shrink

DIVINA MELANGE 2 Kvadrat
FIORD Kvadrat
BYTE

STEELCUT 3 Kvadrat
GLOW Kvadrat

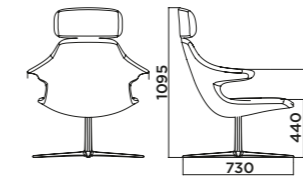
LOOP LOUNGE HEADREST

Features

Upholstery

Stackability

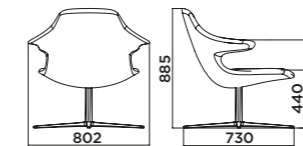
Outdoor



XFO



LOOP LOUNGE LOW

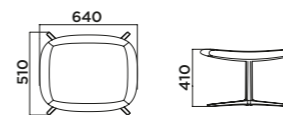


CATAS

XFO



LOOP LOUNGE POUFF



XFO





REPETITA

DESIGN:

INFINITI DESIGNERS

SEAT AND BACKREST IN POLYPROPYLENE OR IN PLYWOOD, 4 LEGGED FRAME IN STEEL, SWIVEL BASE IN ALUMINIUM. AVAILABLE VERSION WITH SEAT AND BACK UPHOLSTERED IN LEATHER, ECOLEATHER OR FABRIC.





FRAME

STEEL			
-------	---	--	---

AC01 Chrome plated AC30 White matt painted AC31 Black matt painted

BASE

ALUMINIUM			
-----------	---	--	---

AL07 Polished AL30 White matt painted AL31 Black matt painted

SHELL






POLYPROPYLENE						
---------------	---	---	---	---	--	---

PP20 White PP01 Black PP07 Cement grey PP22 Tobacco PP08 Sapphire blue PP7608U Marsala

3D PLYWOOD

				
---	---	---	--	---

LF01 Natural beech LF02 Wengé stained beech LR01 Whitened oak LR02 Wenge stained oak LR03 Natural oak

				
---	---	---	--	---

LR04 Ochre stained oak LR05 Bordeaux stained oak LR06 Anthracite stained oak LR07 Green stained oak LR08 Black stained oak

UPHOLSTERED VERSION

FULL-GRAIN LEATHER REVIVE 1 Kvadrat UMAMI Kvadrat PATINA Camira	ECO LEATHER FIELD Kvadrat CAVA 3 Kvadrat MIAMI Pintail	CANVAS Kvadrat HARALD Kvadrat VENICE Pintail	DIVINA 3 Kvadrat RECHECK Kvadrat FLASH No-Shrink	DIVINA MELANGE 2 Kvadrat FIORD Kvadrat BYTE	STEELCUT 3 Kvadrat GLOW Kvadrat
--	---	--	--	---	------------------------------------



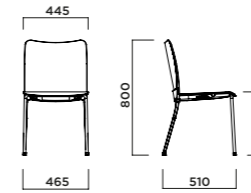
WRITING TABLET
OPTIONAL ON REQUEST



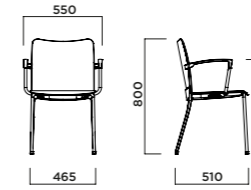
LINKING DEVICE
OPTIONAL ON REQUEST

REPETITA
4 LEGS

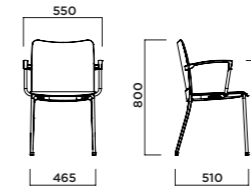
Features Upholstery Stackability Outdoor



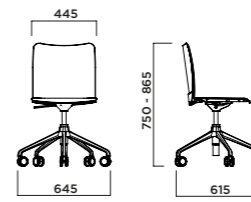
REPETITA 4 LEGS
WITH PLASTIC ARMS



REPETITA 4 LEGS
WITH ALUMINIUM ARMS

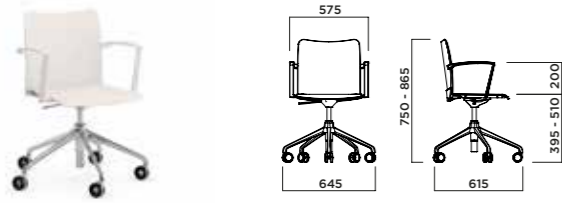


REPETITA
SWIVEL

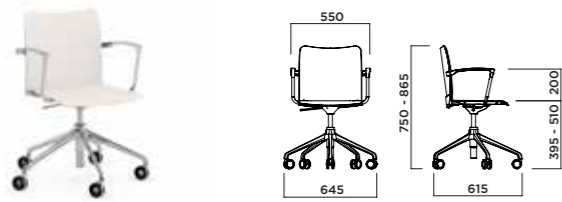


REPETITA SWIVEL WITH PLASTIC ARMS

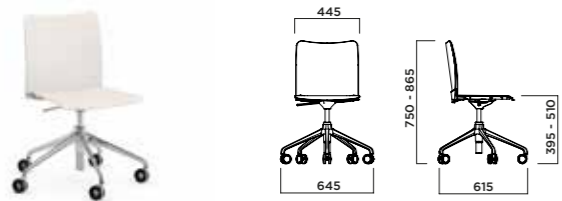
Features Upholstery Stackability Outdoor



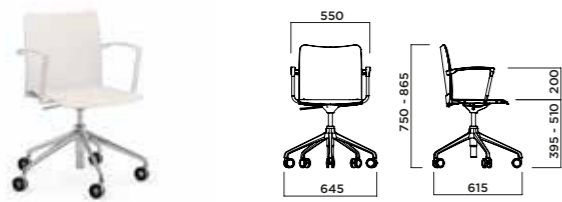
REPETITA SWIVEL WITH ALUMINIUM ARMS



REPETITA SWIVEL KNEE-TILT MECHANISM

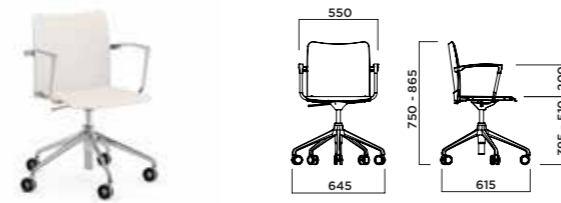


REPETITA SWIVEL WITH PLASTIC ARMS KNEE-TILT MECHANISM

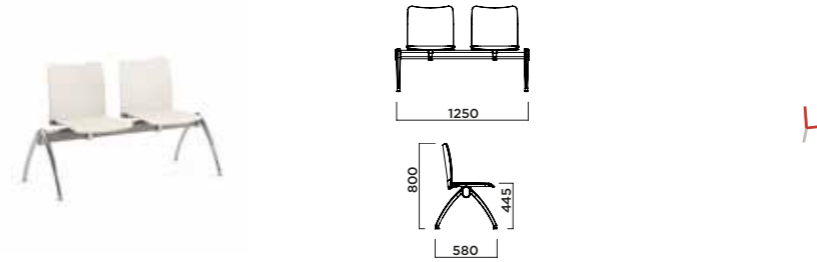


REPETITA SWIVEL WITH ALUMINIUM ARMS KNEE-TILT MECHANISM

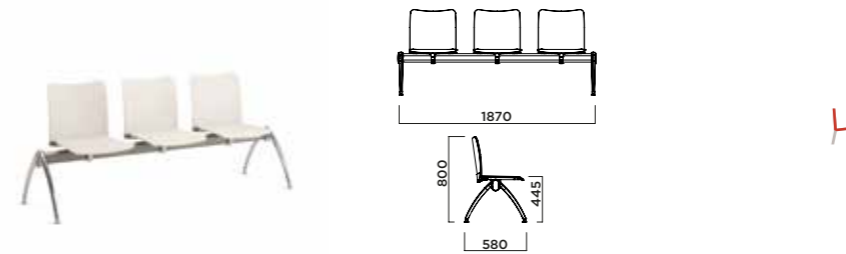
Features Upholstery Stackability Outdoor



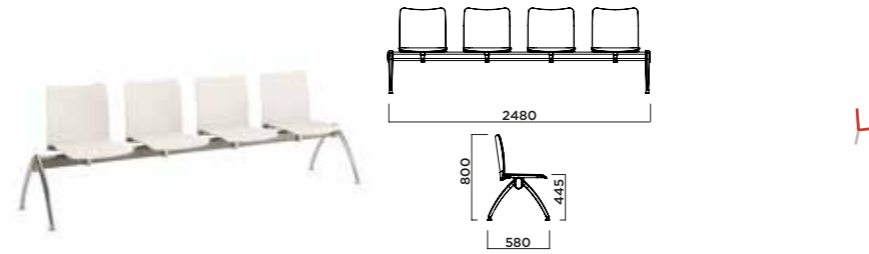
REPETITA BENCH 2 SEATS



REPETITA BENCH 3 SEATS



REPETITA BENCH 4 SEATS



REPETITA
BENCH 2 SEATS WITH ARMS

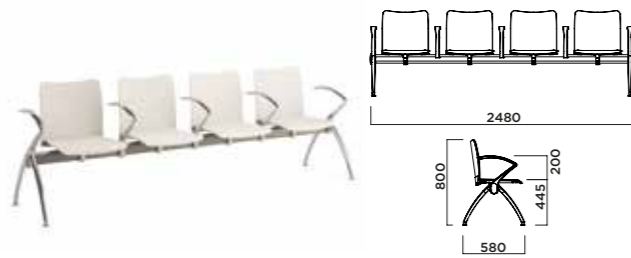
Features Upholstery Stackability Outdoor



REPETITA
BENCH 3 SEATS WITH ARMS

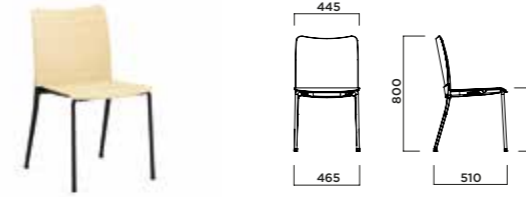


REPETITA
BENCH 4 SEATS WITH ARMS

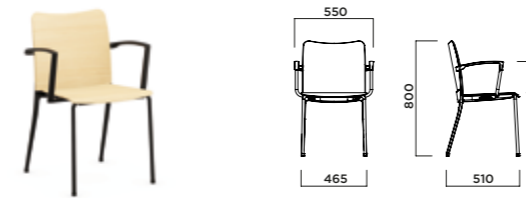


REPETITA WOOD
4 LEGS

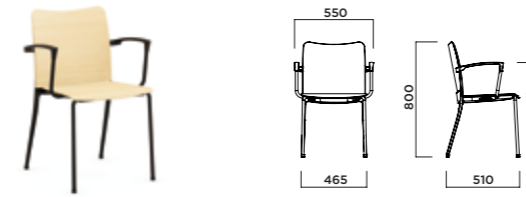
Features Upholstery Stackability Outdoor



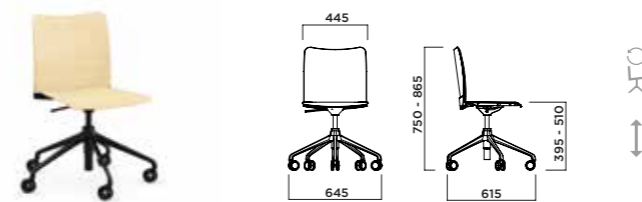
REPETITA WOOD 4 LEGS
WITH PLASTIC ARMS



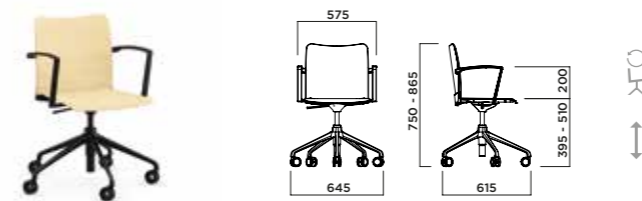
REPETITA WOOD 4 LEGS
WITH ALUMINIUM ARMS



REPETITA WOOD
SWIVEL

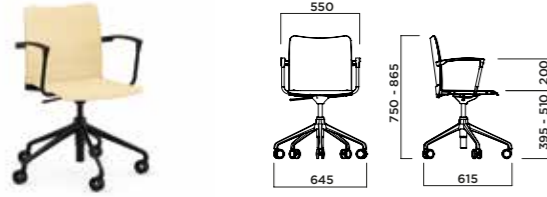


REPETITA WOOD SWIVEL
WITH PLASTIC ARMS

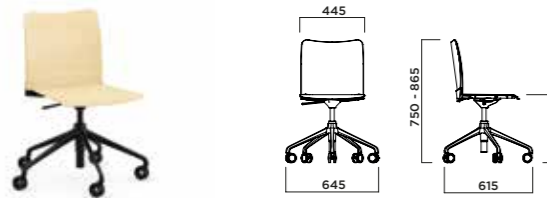


REPETITA WOOD SWIVEL WITH ALUMINIUM ARMS

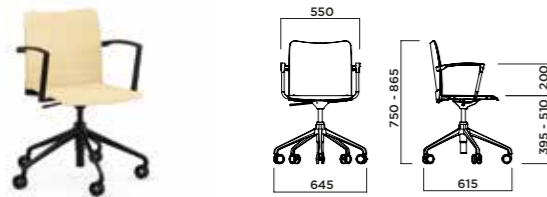
Features Upholstery Stackability Outdoor



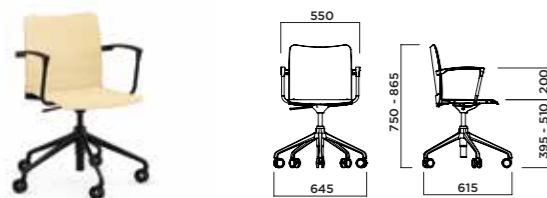
REPETITA WOOD SWIVEL KNEE-TILT MECHANISM



REPETITA WOOD SWIVEL WITH PLASTIC ARMS KNEE-TILT MECHANISM



REPETITA WOOD SWIVEL WITH ALUMINIUM ARMS KNEE-TILT MECHANISM



REPETITA WOOD BENCH 2 SEATS



REPETITA WOOD BENCH 3 SEATS

Features Upholstery Stackability Outdoor




REPETITA WOOD BENCH 4 SEATS




REPETITA WOOD BENCH 2 SEATS WITH ARMS



REPETITA WOOD BENCH 3 SEATS WITH ARMS



REPETITA WOOD BENCH 4 SEATS WITH ARMS



NEXT

DESIGN:
ANDREAS OSTWALD

PLASTIC, STEEL, AND WOOD: THREE MATERIALS IN A SINGLE, EXTREMELY ELEGANT PRODUCT, WINNER OF THE GOOD DESIGN AWARD IN 2014. ITS WOODEN LEGS CAN BE PAINTED WITH A NATURAL EFFECT OR LACQUERED IN THE SAME COLOUR AS THE SHELL.



FRAME

SOLID BEECH FRAME



MAFGV
Natural beech

SOLID IROKO WOOD FRAME



IRK01
Black painted

Only for external version

Oil finish for outdoor use. It is recommended to reapply a protection treatment after 6/8 months.

LACQUERED SOLID BEECH FRAME

N.b. Lacquered legs in the same colour as the shell



MAFLG6
White



MAF01
Silica grey



MAF02
Black



MAF03
Red



MAF04
Yellow



MAF05
Green



MAF06
Capri blue

SHELL

POLYAMIDE SHELL



PA101
White



PA117
Silica grey



PA102
Black



PA114
Red



PA120
Yellow



PA119
Green



PA121
Capri blue

Oil finish for outdoor use. It is recommended to reapply a protection treatment after 6/8 months.

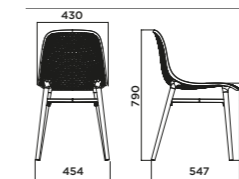
NEXT 4 LEGS

Features

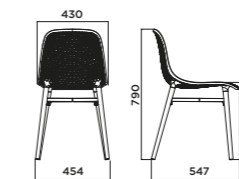
Upholstery

Stackability

Outdoor



NEXT 4 LEGS OUTDOOR





SETTESUSETTE

DESIGN:

BROGLIATOTRAVERSO

CHAIR AND STOOL WITH SOLID WOOD FRAME AND POLYPROPYLENE BACKREST. SEAT AVAILABLE IN POLYPROPYLENE, FREEFORM POLYURETHANE OR FULLY UPHOLSTERED. STOOL AVAILABLE IN BAR OR KITCHEN VERSIONS.





FRAME

SOLID BEECH AND OAK



MAFGV Natural beech
MAF104 Black painted beech
MAR01 Whitened oak
MAR03 Natural oak
MAR08 Black painted oak

SEAT AND BACKREST

POLYPROPYLENE



PP20 White
PP31 Coal black
PP7608U Marsala
PP557C Light teal
PP421C Almond
PP514 Sand

POLYURETHANE SEAT

POLYURETHANE



PU02 White
PU03 Coal black
PU19 Purple red
PU20 Pale green
PU04 Silver
PU13 Sand

UPHOLSTERED VERSION

FULL-GRAIN LEATHER

REVIVE 1 Kvadrat
UMAMI Kvadrat
PATINA Camira

ECO LEATHER

FIELD Kvadrat
CAVA 3 Kvadrat
MIAMI Pintail

CANVAS Kvadrat
HARALD Kvadrat
VENICE Pintail

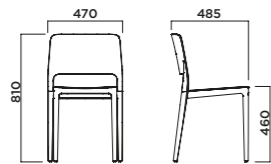
DIVINA 3 Kvadrat
RECHECK Kvadrat
FLASH No-Shrink

DIVINA MELANGE 2 Kvadrat
FIORD Kvadrat
BYTE

STEELCUT 3 Kvadrat
GLOW Kvadrat

SETTESUSETTE

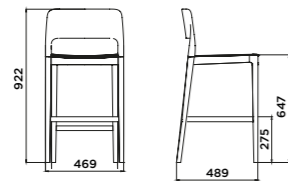
Features Upholstery Stackability Outdoor



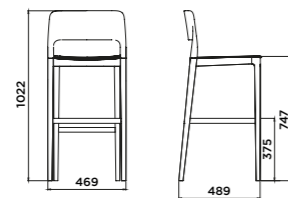
CATAS



SETTESUSETTE
KITCHEN STOOL

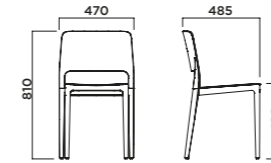


SETTESUSETTE
BAR STOOL

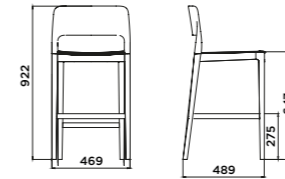


SETTESUSETTE
POLYURETHANE SEAT

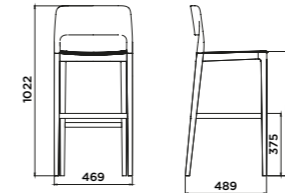
Features Upholstery Stackability Outdoor



SETTESUSETTE
KITCHEN STOOL POLYURETHANE SEAT



SETTESUSETTE
BAR STOOL POLYURETHANE SEAT



PORTA VENEZIA

DESIGN:

DORIGO DESIGN





CHAIR AND STOOL WITH SOLID WOOD FRAME. SEAT AND BACKREST IN POLYPROPYLENE OR FULLY UPHOLSTERED. STOOL AVAILABLE IN BAR OR KITCHEN VERSIONS.












FRAME

SOLID BEECH

			
MAFGV <i>Natural beech</i>	MAFC3 <i>Wenge-stain beech</i>	MAFLG6 <i>White lacquered beech</i>	MAF104 <i>Black painted beech</i>

SEAT AND BACKREST

POLYPROPYLENE

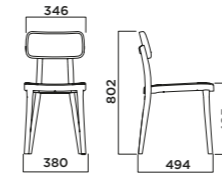
			
PP01 <i>Black</i>	PP20 <i>White</i>	PP21 <i>Pearl grey</i>	PP512 <i>Avocado green</i>
			
	PP22 <i>Tobacco</i>	PPI02C <i>Mimosa yellow</i>	PP3020 <i>Red</i>

UPHOLSTERED VERSION

FULL-GRAIN LEATHER	ECO LEATHER	CANVAS Kvadrat	DIVINA 3 Kvadrat	DIVINA MELANGE 2 Kvadrat	STEELCUT 3 Kvadrat
REVIVE 1 Kvadrat	FIELD Kvadrat	HARALD Kvadrat	RECHECK Kvadrat	FIORD Kvadrat	GLOW Kvadrat
UMAMI Kvadrat	CAVA 3 Kvadrat	VENICE Pintail	FLASH No-Shrink	BYTE	
PATINA Camira	MIAMI Pintail				

PORTA VENEZIA CHAIR

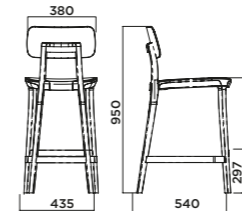
Features Upholstery Stackability Outdoor



CATAS



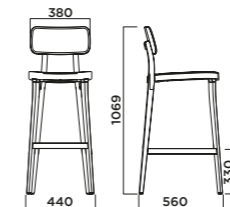
PORTA VENEZIA KITCHEN STOOL



CATAS



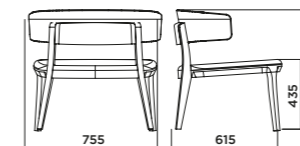
PORTA VENEZIA BAR STOOL



CATAS



PORTA VENEZIA LOUNGE UPHOLSTERED VERSION



HARMO

DESIGN:

BROGLIATOTRAVERSO

CHAIR AND STOOL WITH SOLID WOOD FRAME, SEAT AND BACKREST IN MOULDED PLYWOOD, AND FULLY UPHOLSTERED. LOUNGE VERSION WITH SOLID WOOD FRAME AND FULLY UPHOLSTERED SEAT AND BACKREST.





FRAME

SOLID BEECH



MAFGV
Natural beech



MAF09
Graphite black stained



MAF10
Basalt grey stained



MAR20
Bordeaux stained



MAF21
Sage green stained



MAF22
Bluegray stained

SOLID ASH



MAFR23
Cipria stained



MAFR01
Natural



MAFR09
Graphite black stained



MAFR10
Basalt grey stained



MAFR20
Bordeaux stained



MAFR21
Sage green stained



MAFR22
Bluegray stained

UPHOLSTERED VERSION

FULL-GRAIN LEATHER
REVIVE 1 Kvadrat
UMAMI Kvadrat
PATINA Camira

ECO LEATHER
FIELD Kvadrat
CAVA 3 Kvadrat
MIAMI Pintail

CANVAS Kvadrat
HARALD Kvadrat
VENICE Pintail

DIVINA 3 Kvadrat
RECHECK Kvadrat
FLASH No-Shrink

DIVINA MELANGE 2 Kvadrat
FIORD Kvadrat
BYTE

STEELCUT 3 Kvadrat
GLOW Kvadrat

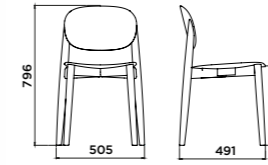
HARMO
CHAIR

Features

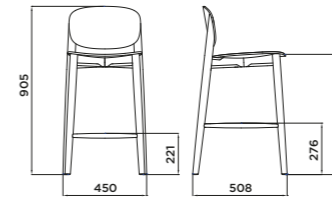
Upholstery

Stackability

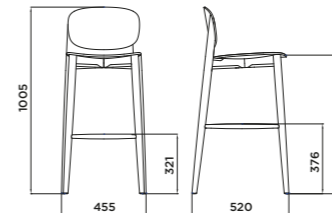
Outdoor



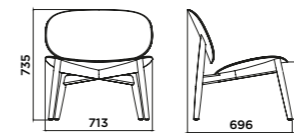
HARMO
KITCHEN STOOL



HARMO
BAR STOOL



HARMO
RELAX




SEAME

DESIGN:

KLAUS NOLTING

CHAIR AND STOOL WITH SOLID WOOD FRAME,
AND SHELL IN 3D MOULDED PLYWOOD. FOR THE STOOL VERSION:
PAINTED STEEL FOOTREST.





FRAME

SOLID BEECH



MAFGV
Natural beech



MAFC3
Wenge-stain beech

SOLID OAK



MAR01
Whitened oak



MAR03
Natural oak



MAR02
Wenge-stain oak



MAR04
Ochre stained oak



MAR05
Bordeaux stained oak



MAR06
Anthracite stained oak



MAR07
Green stained oak



MAR08
Black stained oak

FOOTREST

STEEL



AC103
Polished grey painted



AC30
White matt painted



AC31
Black matt painted

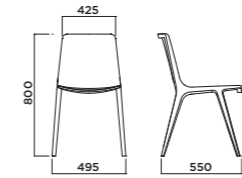
SEAME

Features

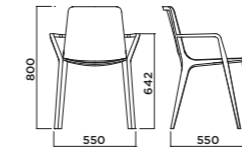
Upholstery

Stackability

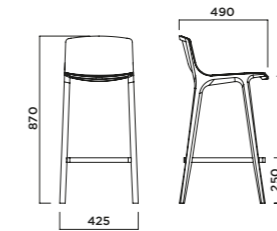
Outdoor



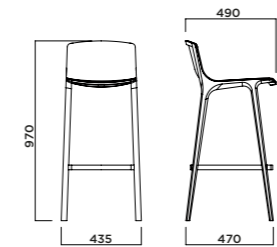
SEAME WITH ARMS



SEAME KITCHEN STOOL



SEAME BAR STOOL



CATAS


WOODSTOCK

DESIGN:

KAI STANIA

CHAIR WITH FRAME AND SHELL IN MOULDED PLYWOOD. THE SHELL CAN FEATURE AN OPTIONAL HANDLE CUT-OUT. THE CHAIR IS STACKABLE AND UPON REQUEST CAN BE FITTED WITH A CONNECTION MECHANISM TO LINK CHAIRS IN A ROW.





SHELL

OAK



LR01
Whitened oak



LR03
Natural oak



LR09
Graphite black



LR10
Basalt grey



LR11
Terra brown

UPHOLSTERED VERSION

FULL-GRAIN LEATHER

- REVIVE 1 Kvadrat
- UMAMI Kvadrat
- PATINA Camira

ECO LEATHER

- FIELD Kvadrat
- CAVA 3 Kvadrat
- MIAMI Pintail

- CANVAS Kvadrat
- HARALD Kvadrat
- VENICE Pintail

- DIVINA 3 Kvadrat
- RECHECK Kvadrat
- FLASH No-Shrink

- DIVINA MELANGE 2 Kvadrat
- FIORD Kvadrat
- BYTE

- STEELCUT 3 Kvadrat
- GLOW Kvadrat



OPTIONAL ON REQUEST

Linking device



TROLLEY
OPTIONAL ON REQUEST

WOODSTOCK
4 LEGS

Features

Upholstery

Stackability

Outdoor



WOODSTOCK
BACKREST HOLE



WOODSTOCK 4 LEGS
UPHOLSTERED SEAT PANEL



WOODSTOCK 4 LEGS
CHAIR UPHOLSTERED FULL PANEL



WOODSTOCK BACKREST HOLE
UPHOLSTERED SEAT PANEL



LIGNO

DESIGN:

GIANCARLO BISAGLIA

CHAIR AND STOOL WITH SOLID WOOD FRAME, SEAT AND BACKREST
IN MOULDED PLYWOOD. STOOL AVAILABLE IN TWO DIFFERENT HEIGHTS:
BAR AND KITCHEN.





FRAME

SOLID BEECH



MAFGV
Natural beech

MAFC3
Wenge-stain beech

SOLID OAK



MAR01
Whitened oak

MAR02
Wenge-stain oak

MAR03
Natural oak

MAR04
Ochre stained oak



MAR05
Bordeaux stained oak

MAR06
Anthracite stained oak

MAR07
Green stained oak

MAR08
Black stained oak

UPHOLSTERED VERSION

FULL-GRAIN LEATHER
REVIVE 1 Kvadrat
UMAMI Kvadrat
PATINA Camira

ECO LEATHER
FIELD Kvadrat
CAVA 3 Kvadrat
MIAMI Pintail

CANVAS Kvadrat
HARALD Kvadrat
VENICE Pintail

DIVINA 3 Kvadrat
RECHECK Kvadrat
FLASH No-Shrink

DIVINA MELANGE 2 Kvadrat
FIORD Kvadrat
BYTE

STEELCUT 3 Kvadrat
GLOW Kvadrat

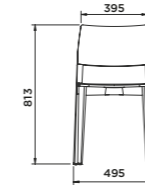
LIGNO
CHAIR

Features

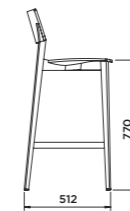
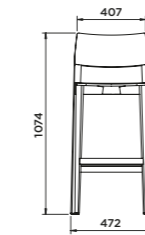
Upholstery

Stackability

Outdoor



LIGNO
STOOL



BI

DESIGN:

MARC SADLER

WITH THIS PROJECT MARC SADLER WANTED TO DEVELOP A "PLATFORM" PRODUCT WHERE HE COULD INTRODUCE AN ELEMENT OF DISCONTINUITY, MAKING IT POSSIBLE TO COVER DIFFERENT COMMERCIAL AREAS. THE COMFORTABLE, HIGH-PERFORMANCE BASE HAS BEEN PAIRED WITH A LIGHT POLYCARBONATE OR WOOD BACKREST, THEN IN THE "FULL BACK" VERSION WITH A MORE ENVELOPING ONE IN POLYURETHANE.

BI 20S IS THE LATEST STRIKING CREATION TO BECOME PART OF THE FAMILY.





FRAME

POLYPROPYLENE



PP20
White



PP11
Anthracite



PP22
Tobacco



PP01
Black

BACKREST

TRANSPARENT POLYCARBONATE



PC103
Ice



PC104
Smoke-grey



PC123
Burgundy

SOLID COLOUR POLYCARBONATE



PC101
White



PC102
Black



PC126
Anthracite



PC124
Dalia yellow

BACKREST

3D PLYWOOD



LR01
Whitened oak



LR02
Wenge-stain oak



LR03
Natural oak



LR04
Ochre painted oak



LR05
Bordeaux painted oak



LR06
Anthracite painted oak



LR07
Green painted oak



LR08
Black painted oak

BI FULL E BI 20'S BACKREST

COLOUR POLYURETHANE



PU02
White



PU03
Black



PU15
Traffic grey



PU14
Ruby red



PU13
Sand



PU17
Yellow

BI 20'S BACKREST

STEEL BACKREST SUPPORT



AC01
Chrome plated



AC20
White embossed painted



AC03
Black embossed painted



AC11
Embossed anthracite painted



AC22
Tobacco matt painted

Backrest support in the same finish as the frame, or chromed.

UPHOLSTERED VERSION

FULL-GRAIN LEATHER

REVIVE 1 Kvadrat
UMAMI Kvadrat
PATINA Camira

ECO LEATHER

FIELD Kvadrat
CAVA 3 Kvadrat
MIAMI Pintail

CANVAS Kvadrat

HARALD Kvadrat
VENICE Pintail

DIVINA 3 Kvadrat

RECHECK Kvadrat
FLASH No-Shrink

DIVINA MELANGE 2 Kvadrat

FIORD Kvadrat
BYTE

STEELCUT 3 Kvadrat

GLOW Kvadrat

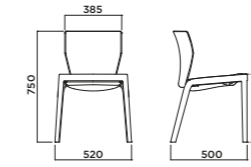
BI

Features

Upholstery

Stackability

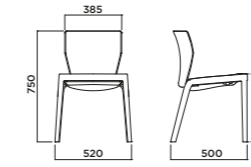
Outdoor



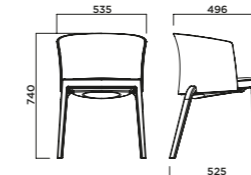
CATAS



BI 3D WOOD



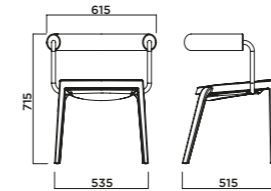
BI FULL BACK



CATAS



BI 20S



ÚTI

DESIGN:

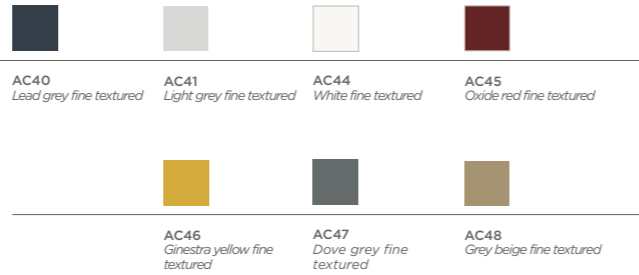
mC.dsg | FRAME, SEAT AND BACK REST IN STEEL FOR OUTDOOR USE. ALSO AVAILABLE WITH CURVED PLYWOOD BACKREST AND UPHOLSTERED SEAT CUSHION.






FRAME

STEEL



BACKREST

PLYWOOD



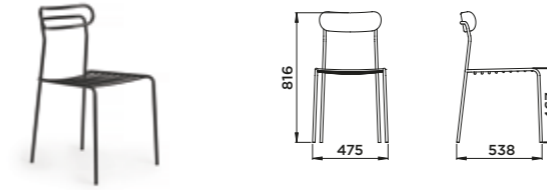
UPHOLSTERY

VENICE Pintail VENICE Pintail

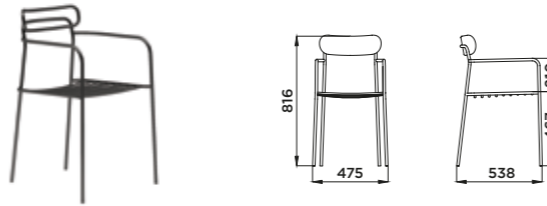
FELT SEAT PANEL OPTIONAL ON REQUEST

ÛTI
STEEL BACK

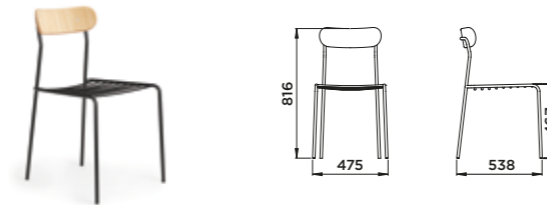
Features Upholstery Stackability Outdoor



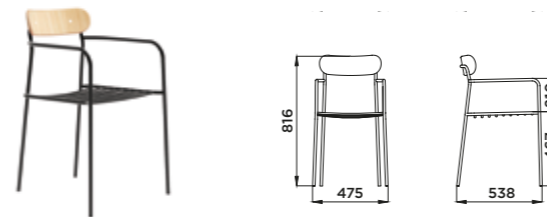
ÛTI
STEEL BACK WITH ARMS



ÛTI
WOODEN BACK



ÛTI
WOODEN BACK WITH ARMS



FIORELLINA

DESIGN:

FABRIZIO BATONI | MONOBLOC CHAIR IN POLYPROPYLENE AVAILABLE WITH AND WITHOUT ARMS, AND THE OPTION OF HAVING SLITS IN THE SEAT AND BACKREST.





CHAIR

POLYPROPYLENE



PP20
White



PP11
Anthracite



PP503
Powder blue



PP514
Sand



PP7608U
Marsala

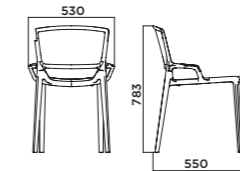
ÛTI
STEEL BACK WITH ARMS

Features

Upholstery

Stackability

Outdoor

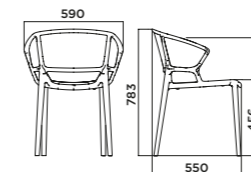


CATAS

Fireproof version available



ÛTI
WOODEN BACK

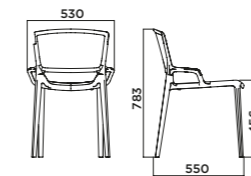


CATAS

Fireproof version available



ÛTI
STEEL BACK

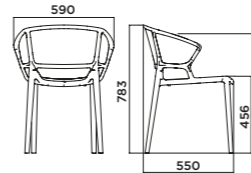


CATAS

Fireproof version available



ÛTI
STEEL BACK WITH ARMS



CATAS

Fireproof version available




DROP

DESIGN:

ORLANDINI&RADICE | ONE-PIECE POLYPROPYLENE OUTDOOR CHAIR.





CHAIR

POLYPROPYLENE



PP20
White



PP07
Cement grey



PP514
Sand



PP1012
Mustard



PP3020
Red



PP480C
Cipria



PP557C
Light teal

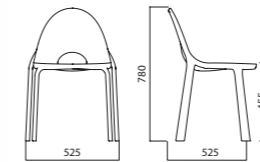
DROP

Features

Upholstery

Stackability

Outdoor



CATAS

Fireproof version available



MARGOT POP

DESIGN:

CROSERA SPADACCIO | ONE-PIECE POLYPROPYLENE OUTDOOR CHAIR.





CHAIR

POLYPROPYLENE



PP01
Black



PP7608U
Marsala



PP20
White



PP29
Olive green



PP514
Sand



PP07
Cement grey



PP503
Powder blue

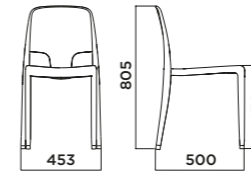
MARGOT
POP

Features

Upholstery

Stackability

Outdoor



CATAS

Fireproof version available



KRAM

DESIGN:
THOMAS PEDERSEN

THE CHAIRS HAVE A NORDIC LOOK AND FEEL DESIGNED WITH THE HUMAN BODY IN MIND. AVAILABLE WITH PAINTED, CHROMIUM COLOURED STEEL FRAME WITH PLYWOOD SEAT AND BACKREST.



FRAME

STEEL FRAME



AC01 Chrome plated AC30 White matt painted AC31 Black matt painted AC12 Black chrome plated AC13 Copper plated

SEAT AND BACKREST

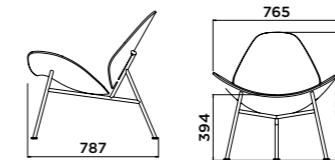
PLYWOOD OAK



LV06 Stratus Superior American Walnut LR03 Natural oak LR08 Black stained oak

MARGOT POP

Features Upholstery Stackability Outdoor





15-23

PEB

DESIGN:

BROGLIATOTRAVERSO

ARMCHAIR AVAILABLE IN TWO DIFFERENT HEIGHTS AND BASES, WITH ALUMINIUM BASE OR STEEL FRAME, FULLY UPHOLSTERED.

Available from December 2018





FRAME

ALUMINIUM

		
AL07 <i>Polished</i>	AL30 <i>White matt painted</i>	AL31 <i>Black matt painted</i>

STEEL

		
AC01 <i>Chrome plated</i>	AC30 <i>White matt painted</i>	AC31 <i>Black matt painted</i>

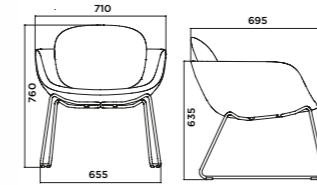
UPHOLSTERED VERSION

FULL-GRAIN LEATHER	ECO LEATHER	CANVAS Kvadrat	DIVINA 3 Kvadrat	DIVINA MELANGE 2 Kvadrat	STEELCUT 3 Kvadrat
REVIVE 1 Kvadrat	FIELD Kvadrat	HARALD Kvadrat	RECHECK Kvadrat	FIORD Kvadrat	GLOW Kvadrat
UMAMI Kvadrat	CAVA 3 Kvadrat	VENICE Pintail	FLASH No-Shrink	BYTE	
PATINA Camira	MIAMI Pintail				

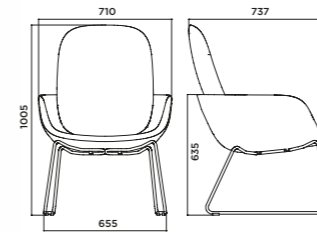
Available from December 2018

PEB
SLED LOW BACK

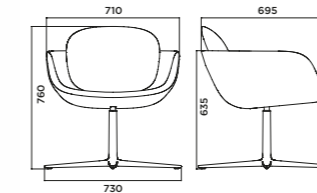
Features Upholstery Stackability Outdoor



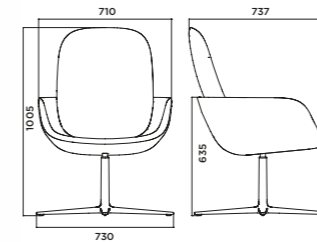
PEB
SLED HIGH BACK



PEB
4 STAR LOW BACK



PEB
4 STAR HIGH BACK



PIERCE

DESIGN:
mC.dsg

IT IS A STRIKING ARMCHAIR WITH ITS CONTRASTING FRAME AND SEAT. THE STRUCTURE IS MADE OF SOLID OAK AND DRAWS SINUOUS CURVES. THE ORGANIC LINE SOFT SEAT IS SPEARED AND SUSPENDED BY THE FRAME, CREATING AN EFFECT THAT LIGHTENS THE DESIGN OF THE ARMCHAIR.



FRAME

SOLID OAK



MAR03
Natural oak



MAR08
Black stained oak

UPHOLSTERED VERSION

REVIVE 1 Kvadrat
FLASH No-Shrink

CANVAS Kvadrat
BYTE

HARALD Kvadrat

RECHECK Kvadrat

FIORD Kvadrat

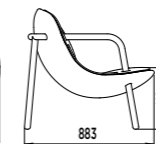
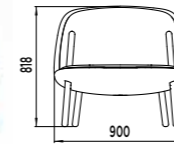
PEB
4 STAR LOW BACK


Features

Upholstery

Stackability

Outdoor





COOKIE

DESIGN:

STUDIO ZETASS

AN INTRIGUING, SINUOUS, AND ESSENTIAL DESIGN. COOKIE IS AN ELEGANT AND COMFORTABLE LOW CHAIR, MADE UP OF A POLYPROPYLENE SHELL WHICH CAN BE FITTED WITH DIFFERENT BASES: SWIVEL ALUMINIUM BASE (FIXED OR WITH CASTORS), WOODEN LEGS OR SWIVEL BASE WITH CASTORS OR GAS LIFT.





SHELL

POLYPROPYLENE



ALUMINIUM 4-STAR BASE



4 STAR SWIVEL BASE WITH CASTORS AND 5 STAR UPDOWN BASE



SOLID BEECH FRAME


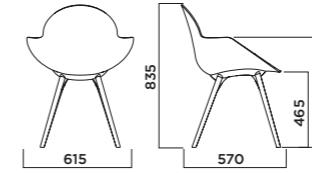


UPHOLSTERED VERSION

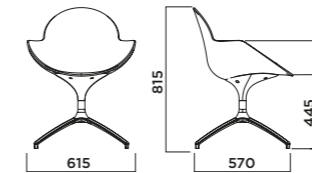
FULL-GRAIN LEATHER REVIVE 1 Kvadrat UMAMI Kvadrat PATINA Camira	ECO LEATHER FIELD Kvadrat CAVA 3 Kvadrat MIAMI Pintail	CANVAS Kvadrat HARALD Kvadrat VENICE Pintail	DIVINA 3 Kvadrat RECHECK Kvadrat FLASH No-Shrink	DIVINA MELANGE 2 Kvadrat FIORD Kvadrat BYTE	STEELCUT 3 Kvadrat GLOW Kvadrat
--	---	--	--	---	------------------------------------

REPETITA
4 LEGS

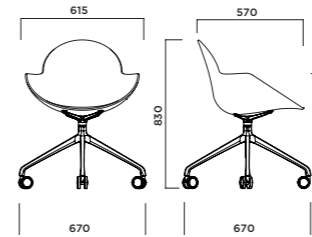
Features Upholstery Stackability Outdoor



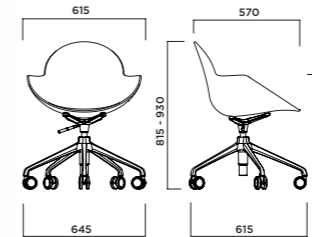
REPETITA 4 LEGS
WITH PLASTIC ARMS



REPETITA 4 LEGS
WITH ALUMINIUM ARMS



REPETITA
SWIVEL



BALLOON

DESIGN:

ORLANDINI&RADICE

BALLOON HAS A COLD-FOAMED POLYURETHANE SHELL UPHOLSTERED IN FABRIC, WITH THE POSSIBILITY OF HAVING TWO FABRICS TO CREATE DIFFERENT COLOUR COMBINATIONS. THE SWIVEL BASE IS AVAILABLE IN THREE MODELS: TWO IN ALUMINIUM (BOTH POLISHED OR MATT PAINTED) AND ONE IN SOLID ASH (WITH A CHOICE OF 8 DIFFERENT COLOURS).





BASE

ALUMINIUM



AL07 Polished AL30 White matt painted AL31 Black matt painted

SOLID WOOD



LFR01 Natural ash LFR02 Wenge-stained ash LFR03 Whitened ash LFR04 Ochre stained ash

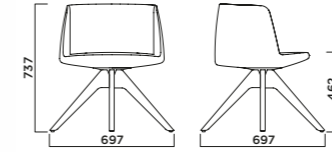


LFR05 Bordeaux stained ash LFR06 Anthracite stained ash LFR07 Green stained ash LFR08 Black stained ash

UPHOLSTERED VERSION

FULL-GRAIN LEATHER REVIVE 1 Kvadrat UMAMI Kvadrat PATINA Camira	ECO LEATHER FIELD Kvadrat CAVA 3 Kvadrat MIAMI Pintail	CANVAS Kvadrat HARALD Kvadrat VENICE Pintail	DIVINA 3 Kvadrat RECHECK Kvadrat FLASH No-Shrink	DIVINA MELANGE 2 Kvadrat FIORD Kvadrat BYTE	STEELCUT 3 Kvadrat GLOW Kvadrat
--	---	--	--	---	------------------------------------

BALLOON
WOODEN BASE



Features

Upholstery

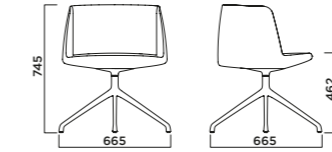
Stackability

Outdoor

XFO



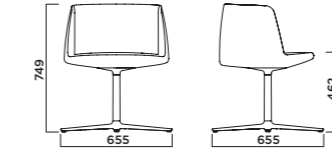
BALLOON
4 STAR BASE



XFO



BALLOON
ALU CROSS BASE



XFO



DEMOISELLE

DESIGN:

QUAGLIO SIMONELLI

QUAGLIO SIMONELLI DESIGNERS PRESENT AN ELEGANT LOVESEAT FEATURING SOFT LINES AND TON-SUR-TON DOUBLE UPHOLSTERY TIED WITH A SOPHISTICATED LEATHER BELT. OPTIMAL COMFORT IS GUARANTEED BY A DEEP SEAT AND LARGE CUSHIONS.





FRAME

STEEL



AC30
White matt painted



AC31
Black matt painted



AC32
Grey matt painted

BELT

LEATHER



PN
Black



PTM
Dark Brown



PC
Light Brown

UPHOLSTERED VERSION

FULL-GRAIN LEATHER
FIELD Kvadrat

ECO LEATHER
CANVAS Kvadrat

STEELCUT 3 Kvadrat

UMAMI Kvadrat

CAVA 3 Kvadrat

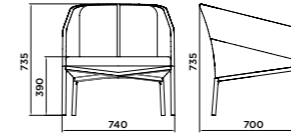
DEMOISELLE
ARMCHAIR

Features

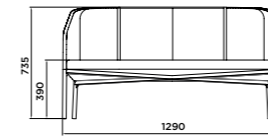
Upholstery

Stackability

Outdoor



DEMOISELLE
SOFA



HUG

DESIGN:

MARCELLO ZILIANI

A CHAIR THAT IS AS COMFORTABLE AS A HUG. THE COMBINATION OF WOOD AND FABRIC, IN RIGOROUS GEOMETRIC SHAPES, CONTRIBUTE TO CREATING AN EXTREMELY ELEGANT CHAIR, WITH A STRONG SCANDINAVIAN INSPIRATION AND SEVERAL DIFFERENT BASE VERSIONS AND SHELL SIZES.





FRAME

STEEL FRAME

		
AC01 Chrome plated	AC30 White matt painted	AC31 Black matt painted

BASE

ALUMINIUM BASE

		
AL07 Polished	AL30 White matt painted	AL31 Black matt painted

N.b. Base painted matching shell colour

SOLID ASH

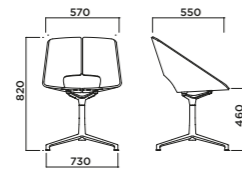
			
LFR01 Natural ash	LFR02 Wenge-stained ash	LFR03 Whitened ash	LFR04 Ochre stained ash
			
LFR05 Bordeaux stained ash	LFR06 Anthracite stained ash	LFR08 Black stained ash	

UPHOLSTERED VERSION

FULL-GRAIN LEATHER REVIVE 1 Kvadrat UMAMI Kvadrat PATINA Camira	ECO LEATHER FIELD Kvadrat CAVA 3 Kvadrat MIAMI Pintail	CANVAS Kvadrat HARALD Kvadrat VENICE Pintail	DIVINA 3 Kvadrat RECHECK Kvadrat FLASH No-Shrink	DIVINA MELANGE 2 Kvadrat FIORD Kvadrat BYTE	STEELCUT 3 Kvadrat GLOW Kvadrat
--	---	--	--	---	------------------------------------

HUG SWIVEL ALUMINIUM BASE

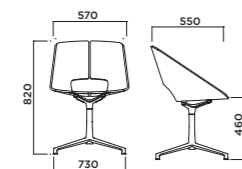
Features Upholstery Stackability Outdoor



OK

H

HUG SWIVEL WOODEN BASE



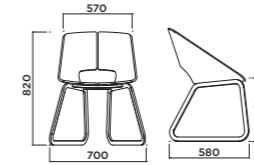
CATAS

OK

H

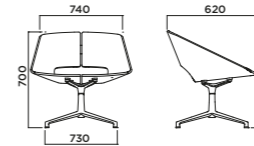
HUG SLED

Features Upholstery Stackability Outdoor



H

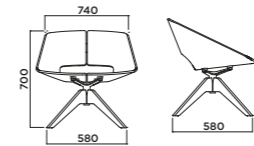
HUG MAXI SWIVEL ALUMINIUM BASE



OK

H

ÛTI WOODEN BACK

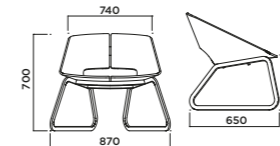


CATAS

OK

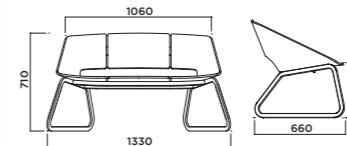
H

HUG MAXI SLED



H

HUG SOFA



H

BEETLE

DESIGN:

GIANCARLO BISAGLIA

ARMCHAIR WITH HIGH AND LOW BACKREST. SHELL FULLY UPHOLSTERED ON A POLISHED OR PAINTED ALUMINIUM BASE.





BASE

ALUMINIUM BASE



AL07
Polished



AL30
White matt painted



AL31
Black matt painted

UPHOLSTERED VERSION

FULL-GRAIN LEATHER

REVIVE 1 Kvadrat
UMAMI Kvadrat
PATINA Camira

ECO LEATHER

FIELD Kvadrat
CAVA 3 Kvadrat
MIAMI Pintail

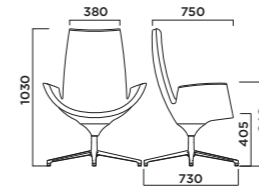
CANVAS Kvadrat
HARALD Kvadrat
VENICE Pintail

DIVINA 3 Kvadrat
RECHECK Kvadrat
FLASH No-Shrink

DIVINA MELANGE 2 Kvadrat
FIORD Kvadrat
BYTE

STEELCUT 3 Kvadrat
GLOW Kvadrat

BEETLE
HIGH BACK



CATAS

XFO



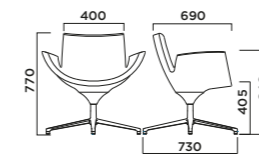
Features

Upholstery

Stackability

Outdoor

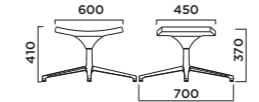
BEETLE
LOW BACK



XFO



BEETLE
POUFF



XFO



RECORD BENCH

DESIGN:
mC.dsg

BENCH WITH STEEL FRAME, SOLID WOOD, MATT WOOD OR HERITAGE OAK SEAT.



LEGS

STEEL

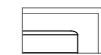


AC20
White embossed
painted

AC03
Black embossed
painted

SEAT

FENIX NTM®



FX01
White

FX02
Black

FX03
Anthracite

Edge
30mm

MATT WOOD



MW01
White

MW02
Black

Edge
25mm

HERITAGE OAK



RH03
Natural

RHB
Black

Edge
30mm

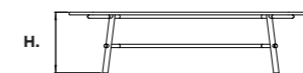
RECORD BENCH

Features

Upholstery

Stackability

Outdoor



H.
Height
450mm



AXB.
Top
350x1800mm



FORMULA SEAT

DESIGN:

BROGLIATOTRAVERSO

FORMULA OFFERS A SOFT SEATING MODULE IN ORDER TO ORGANIZE THE SPACES WITH THE POSSIBILITY TO CREATE DIFFERENT LAYOUTS, WITH COMFORT AND A PINCH OF IRONY. A "SEAT" IS COMPOSED OF A PLYWOOD STRUCTURE, PADDED AND UPHOLSTERED. AVAILABLE IN DIFFERENT TYPE FABRICS, LEATHER OR ECO-LEATHER.




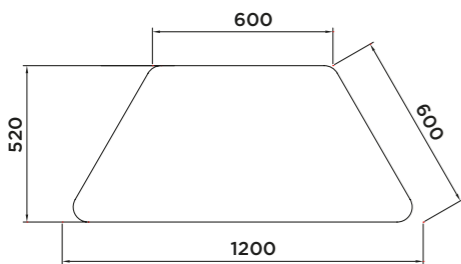


UPHOLSTERED VERSION

FULL-GRAIN LEATHER	ECO LEATHER				
REVIVE 1 Kvadrat	FIELD Kvadrat	CANVAS Kvadrat	DIVINA 3 Kvadrat	DIVINA MELANGE 2 Kvadrat	STEELCUT 3 Kvadrat
UMAMI Kvadrat	CAVA 3 Kvadrat	HARALD Kvadrat	RECHECK Kvadrat	FIORD Kvadrat	GLOW Kvadrat
PATINA Camira	MIAMI Pintail	VENICE Pintail	FLASH No-Shrink	BYTE	

FORMULA SEAT MODULE

Features	Upholstery	Stackability	Outdoor
----------	------------	--------------	---------



KLEJN

DESIGN:

THOMAS PEDERSEN

SIMPLE STOOL WITH PAINTED OR CHROMIUM PLATED STEEL FRAME. SEAT AVAILABLE IN SOLID WOOD OR POLYPROPYLENE FOR OUTDOOR USE.





FRAME

STEEL FRAME



AC30 White matt painted
 AC31 Black matt painted
 AC12 Black chrome plated
 AC13 Copper plated

SHELL

POLYPROPYLENE



PP20 White
 PP11 Anthracite
 PP503 Powder blue
 PP480C Cipria



PP7608U Marsala
 PP27 Curry

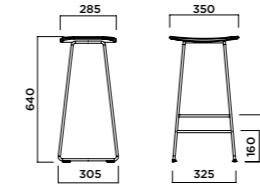
SOLID ASH



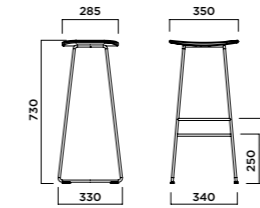
MAFR01 Natural
 MAFR03 Whitened
 MAFR09 Graphite black stained
 MAFR10 Basalt grey stained

KLEJN KITCHEN STOOL

Features Upholstery Stackability Outdoor



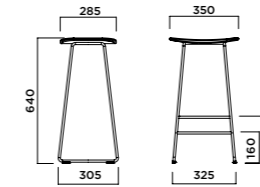
KLEJN BAR STOOL



XFO

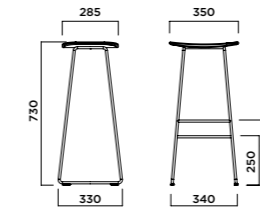


KLEJN KITCHEN STOOL WOOD



CATAS

KLEJN BAR STOOL WOOD



FLINK

DESIGN:
THOMAS PEDERSEN

SWIVEL STOOL WITH STEEL STRUCTURE AND UPHOLSTERED SEAT PANEL, AVAILABLE IN DIFFERENT FABRICS, LEATHER OR ECO-LEATHER. THE BASE CAN BE FIXED TO THE GROUND OR THE STOOL LEFT LOOSE. TWO HEIGHT OPTIONS AVAILABLE.



FRAME

STEEL FRAME



AC41
Light grey fine textured

AC40
Lead grey fine textured

AC44
White fine textured

AC47
Dove grey fine textured

UPHOLSTERED VERSION

FULL-GRAIN LEATHER
REVIVE 1 Kvadrat
UMAMI Kvadrat
PATINA Camira

ECO LEATHER
FIELD Kvadrat
CAVA 3 Kvadrat
FLASH No-Shrink

CANVAS Kvadrat
HARALD Kvadrat
BYTE

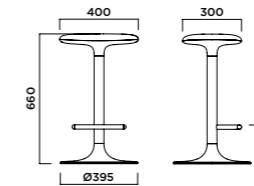
DIVINA 3 Kvadrat
RECHECK Kvadrat

DIVINA MELANGE 2 Kvadrat
FIORD Kvadrat

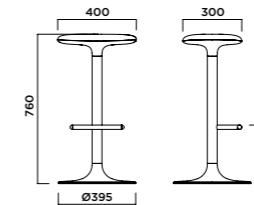
STEELCUT 3 Kvadrat
GLOW Kvadrat


FLINK KITCHEN STOOL

Features Upholstery Stackability Outdoor



FLINK BAR STOOL





BOBO STOOL

DESIGN:

FABRIZIO BATONI

BOBO IS A STOOL WITH A STEEL FRAME THAT CAN BE CHROME-PLATED OR EMBOSS PAINTED AND POLYPROPYLENE SEAT. AVAILABLE IN KITCHEN AND BAR HEIGHT TO SUIT ALL NEEDS.



FRAME


STEEL FRAME



AC01 Chrome plated
AC20 White embossed painted
AC11 Embossed anthracite painted
AC12 Black chrome plated
AC13 Copper plated

SEAT PANEL

POLYPROPYLENE



PP20 White
PP11 Anthracite
PP1012 Mustard
PP514 Sand



PP512 Avocado green
PP3020 Red

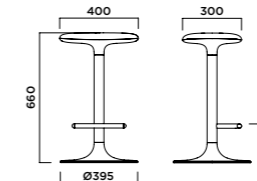
BOBO KITCHEN STOOL

Features

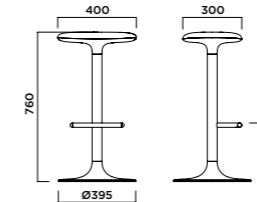
Upholstery

Stackability

Outdoor



BOBO BAR STOOL



CATAS





PICAPAU STOOL

DESIGN:

ORLANDINI&RADICE

PRACTICAL AND LIGHTWEIGHT, IT IS AVAILABLE IN 3 DIFFERENT HEIGHTS. PICAPAU STOOL COMBINES SOLID OAK FRAME WITH POLYPROPYLENE SEAT.



LEGS

SOLID OAK



MAFGV
Natural beech

MAFLG6
White lacquered beech

MAFO2
Black lacquered beech

SEAT PANEL

POLYPROPYLENE



PP20
White

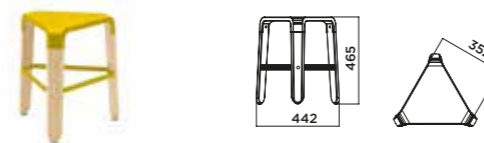
PP7001
Titanium grey

PP1012
Mustard

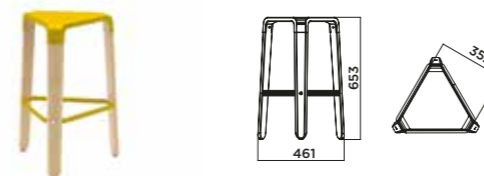
PP31
Coal black

PICAPAU LOW STOOL

Features Upholstery Stackability Outdoor

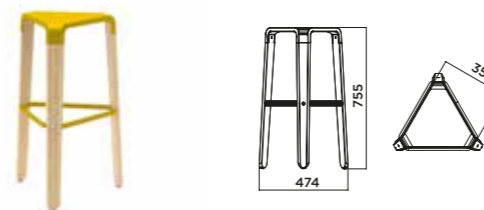


PICAPAU KITCHEN STOOL



CATAS

PICAPAU BAR STOOL



CATAS



PURE LOOP MINI

DESIGN:

CLAUS BREINHOLT

THE "PURE" SHELL BECOMES "MINI", ASSEMBLED ON DIFFERENT TYPES OF STOOL FRAMES: FOUR LEGS, ROD, DANDY, AND UPDOWN. ALL THE VERSIONS HAVE A POLYPROPYLENE SHELL THAT CAN ALSO BE UPHOLSTERED, WHILE DANDY, ROD AND UPDOWN OFFER ALSO THE POSSIBILITY OF A SEAT IN 3D CURVED WOOD.












FRAME

STEEL FRAME

					
AC01 Chrome plated	AC12 Black chrome plated	AC13 Copper plated	AC30 White matt painted	AC31 Black matt painted	AC32 Grey matt painted

SHELL

POLYPROPYLENE

				
PP01 Black	PP20 White	PP513 Military green	PP7608U Marsala	PP27 Curry
				
			PP503 Powder blue	PP514 Sand

SEAT AND BACKREST

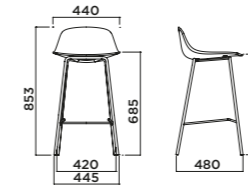
PLYWOOD

				
LR01 Whitened oak	LR02 Wenge-stain oak	LR03 Natural oak	LR04 Ochre stained oak	LR05 Bordeaux stained oak
				
	LR06 Anthracite stained oak	LR08 Black stained oak	LF01 Natural beech	LF02 Wenge-stain beech

UPHOLSTERED VERSION

FULL-GRAIN LEATHER REVIVE 1 Kvadrat UMAMI Kvadrat PATINA Camira	ECO LEATHER FIELD Kvadrat CAVA 3 Kvadrat MIAMI Pintail	CANVAS Kvadrat HARALD Kvadrat VENICE Pintail	DIVINA 3 Kvadrat RECHECK Kvadrat FLASH No-Shrink	DIVINA MELANGE 2 Kvadrat FIORD Kvadrat BYTE	STEELCUT 3 Kvadrat GLOW Kvadrat
--	---	--	--	---	------------------------------------

PURE LOOP MINI
4 LEGS KITCHEN



Features

Upholstery

Stackability

Outdoor

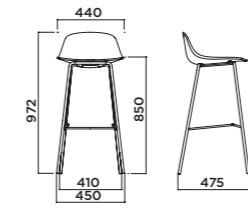


Fireproof version available



Optional

PURE LOOP MINI
4 LEGS BAR

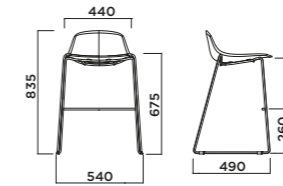


Fireproof version available



Optional

PURE LOOP MINI
ROD KITCHEN

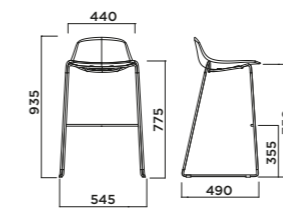


Fireproof version available



Optional

PURE LOOP MINI
ROD BAR



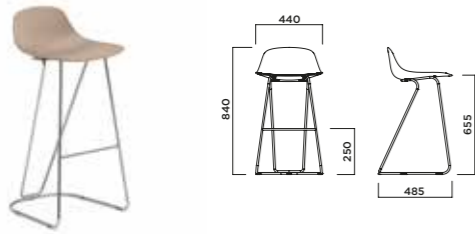
Fireproof version available



Optional

PURE LOOP MINI DANDY KITCHEN

Features Upholstery Stackability Outdoor

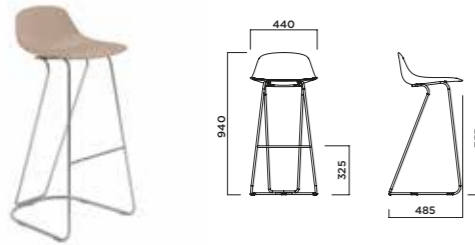


Fireproof version available



Optional

PURE LOOP MINI DANDY BAR

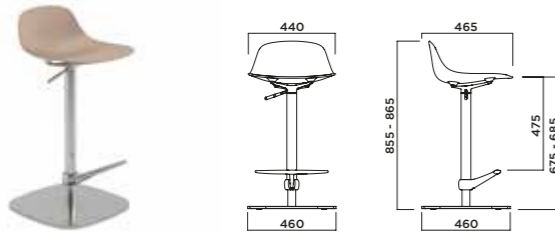


Fireproof version available



Optional

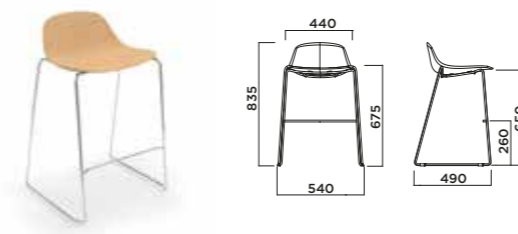
PURE LOOP MINI UPDOWN



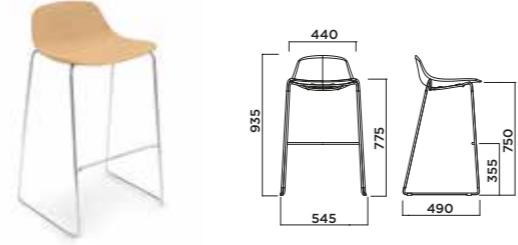
Optional

PURE LOOP MINI ROD 3D WOOD KITCHEN

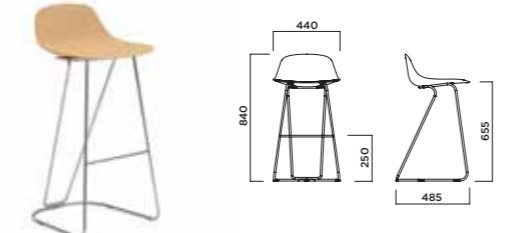
Features Upholstery Stackability Outdoor



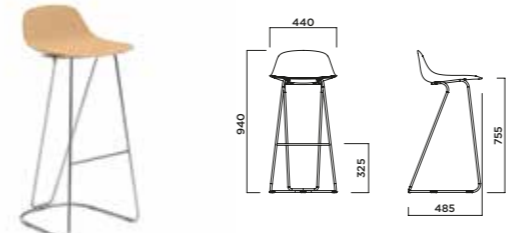
PURE LOOP MINI ROD 3D WOOD BAR



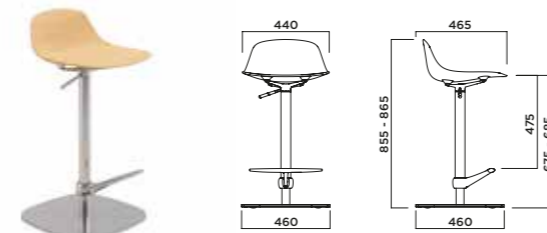
PURE LOOP MINI DANDY 3D WOOD KITCHEN



PURE LOOP MINI DANDY 3D WOOD BAR



PURE LOOP MINI 3D WOOD UPDOWN



EMMA STOOL

DESIGN:

PAOLO FAVARETTO

CHAIRS AND STOOL WITH SOLID WOOD FRAME. BOTH VERSIONS ARE AVAILABLE WITH UPHOLSTERED PANEL.





FRAME

SOLID BEECH



MAFGV
Natural beech



MAFC3
Wenge-stain beech

SOLID OAK



MAR01
Whitenod oak



MAR02
Wenge-stain oak



MAR03
Natural oak



MAR04
Ochre stained oak



MAR05
Bordeaux stained oak



MAR06
Anthracite stained oak



MAR07
Green stained oak



MAR08
Black stained oak

UPHOLSTERED VERSION

FULL-GRAIN LEATHER
REVIVE 1 Kvadrat
UMAMI Kvadrat
PATINA Camira

ECO LEATHER
FIELD Kvadrat
CAVA 3 Kvadrat
MIAMI Pintail

CANVAS Kvadrat
HARALD Kvadrat
VENICE Pintail

DIVINA 3 Kvadrat
RECHECK Kvadrat
FLASH No-Shrink

DIVINA MELANGE 2 Kvadrat
FIORD Kvadrat
BYTE

STEELCUT 3 Kvadrat
GLOW Kvadrat

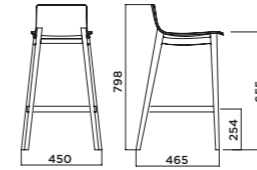
EMMA
KITCHEN STOOL

Features

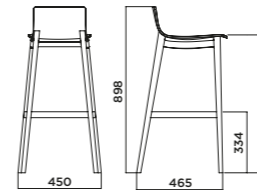
Upholstery

Stackability

Outdoor



EMMA
BAR STOOL



TABLES

LANDING MEETING

DESIGN:

BROGLIATOTRAVERSO

ICONIC TABLE, LANDING IS THE COMPOSITIVE SYNTHESIS BETWEEN LIGHTNESS AND SOLIDITY. THE HORIZONTALITY OF THE LARGE TOP RESTS ON THE TIP OF THE PYRAMIDAL BASE, IN A MAGICAL BALANCE THAT MAKES IT A UNIQUE PIECE OF ITS KIND.



BASE

MDF



MDF02
Black



MDF03
White



MDF05
Anthracite

TABLE TOP

LIGHT SURFACE



LS03
Black



LS02
White



LS05
Anthracite



Edge
30mm

OPTIONAL ON REQUEST



ELECTRIFICATION

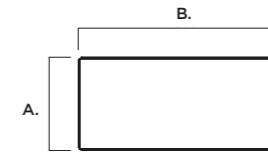


Black



White

LANDING MEETING



H.
Height
750mm

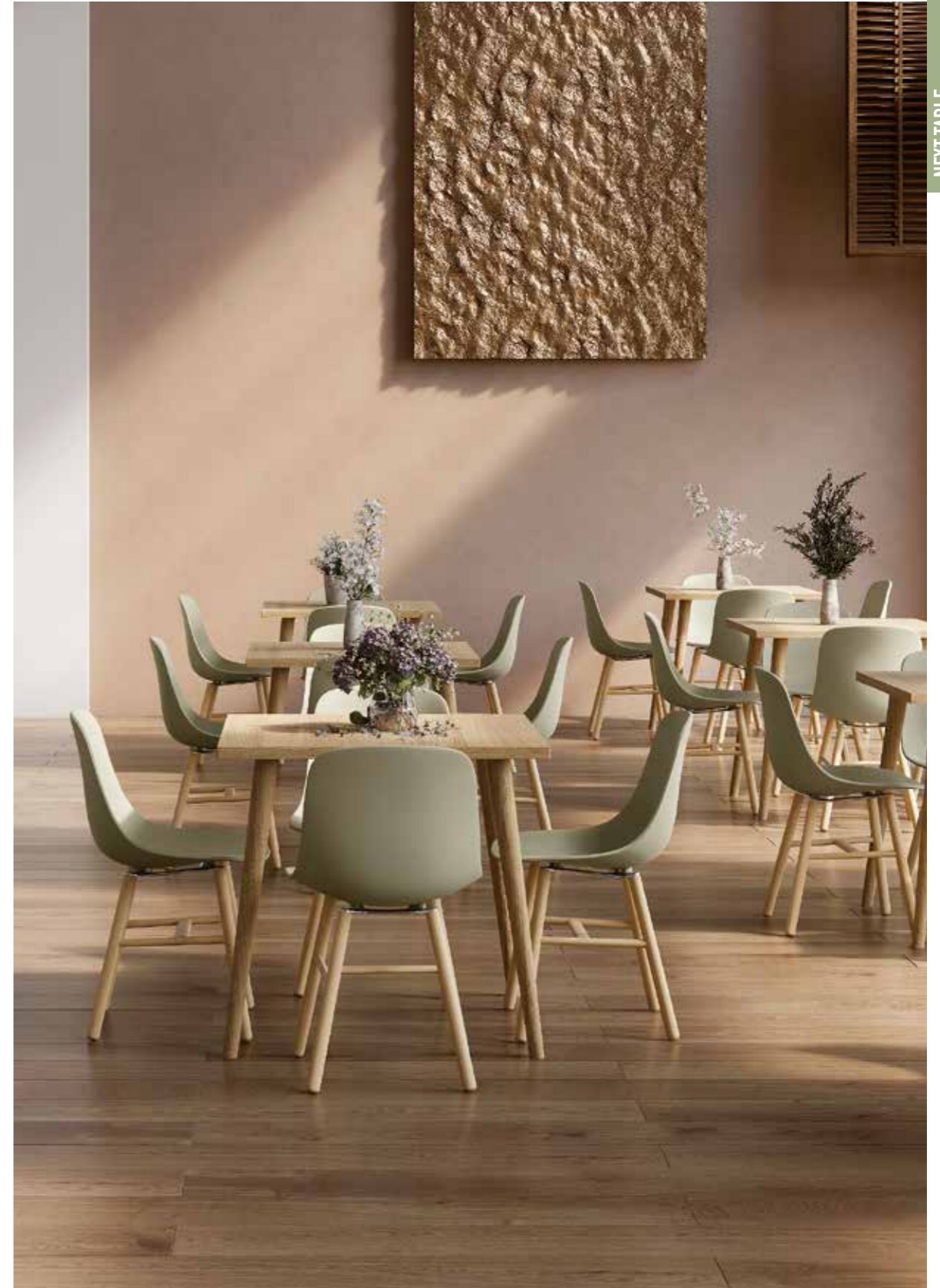
AXB.
Top
1200x2500mm
1200x3000mm

NEXT TABLE

DESIGN:

ANDREAS OSTWALD

AVAILABLE IN MANY DIFFERENT MATERIALS, NEXT IS THE IDEAL MODEL FOR MINIMALIST ENVIRONMENTS, ESPECIALLY IN ITS "ALL WOOD" VERSION WITH TABLE TOP IN HERITAGE OAK, FEATURING MOTTLES AND KNOTS. EASY TO ASSEMBLE, IT IS VERY LIGHT AND PAIRS WELL WITH INFINITI CHAIRS IN A DINING ROOM OR IN A LIVING ROOM.



LEGS

SOLID WOOD



MAFGV
Natural beech



MAFLG6
White lacquered



MAF02
Black laquered



MAR03
Natural oak



MAR08
Black stained oak

TABLE TOP

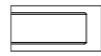
LAMINATES



LM01
White



LM02
Black



Edge
30mm

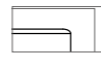
FENIX NTM®



FX01
White



FX02
Black



Edge
30mm

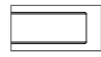
HERITAGE OAK



RH03
Natural

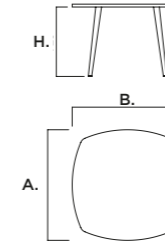


RH08
Black



Edge
30mm

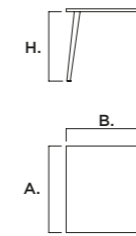
NEXT TABLE
ROUND



H.
Height
720mm

AxB.
Top
1150x1150mm
1400x1400mm

NEXT TABLE
SQUARE

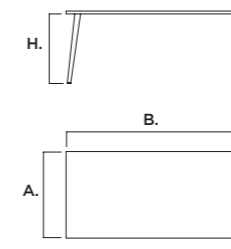


H.
Height
720mm

AxB.
Top
800x800mm
900x900mm
1100x1100mm



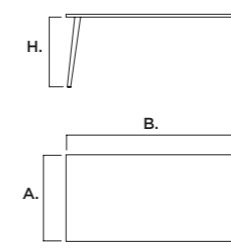
NEXT TABLE
MAXI



H.
Height
720mm

AxB.
Top
800x1600mm
900x1600mm
900x1900mm
1000x2200mm
1000x3000mm

NEXT TABLE
MAXI



H.
Height
720mm


AxB.
Top
800x1600mm
900x1600mm
900x1900mm
1000x2200mm
1000x3000mm

NEXT Q

DESIGN:

ANDREAS OSTWALD

NEXT TABLE EVOLVES IN NEXT Q, WITH SQUARED LEGS. IT KEEPS THE SAME MATERIALS, SIZES AND FINISHES, BUT OFFERS A NEW SHARP-CORNERED SHAPE. NEXT TABLE IS NOW AVAILABLE IN BLACK HERITAGE OAK.



LEGS

















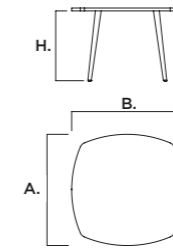
SOLID OAK			
	MAR03 Natural oak	MAR08 Black stained oak	
SOLID BEECH			
	MAFGV Natural beech	MAFLG6 White lacquered	MAF02 Black lacquered
HERITAGE OAK			
	RH03 Natural	RH08 Black	

TABLE TOP

LAMINATO			
Laminates	LM01 White	LM02 Black	Edge 30mm
FENIX NTM®			
	FX01 White	FX02 Black	Edge 30mm
HERITAGE OAK			
	RH03 Natural	RH08 Black	Edge 30mm

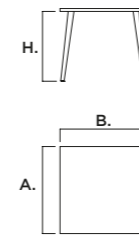
NEXT Q - ROUND



H.
Height
720mm

AxB.
Top
1150x1150mm
1400x1400mm

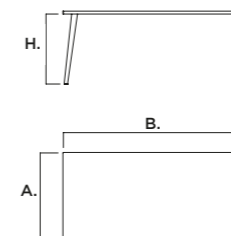
NEXT Q - SQUARE



H.
Height
725mm

AxB.
Top
800x800mm
900x900mm
1100x1100mm

NEXT Q - MAXI



H.
Height
725mm

AxB.
Top
800x1600mm
900x1600mm
900x1900mm
1000x2200mm
1000x3000mm

RECORD LIVING

DESIGN:


mC.dsg

RECORD LIVING IS THE INNOVATIVE DESIGN TABLE THAT COMBINES STYLE AND VERSATILITY THROUGH THE INTERSECTION OF SIMPLE ESSENTIAL LINES. THE PRACTICAL INTERLOCKING LEG, WITH POINTED ENDS, GIVES A SUGGESTIVE AND ELEGANT TOUCH TO DETAIL.



LEGS

SOLID OAK LEGS



MAR03
Natural oak

MAR08
Black stained oak

FRAME FINISHES

STEEL



AC03
Embossed black painted

AC20
White embossed painted

TABLE TOP

FENIX NTM®



FX01
White

FX02
Black

FX03
Anthracite

Edge
30mm

MATT WOOD



MW01
White

MW02
Black

Edge
25mm

HERITAGE OAK

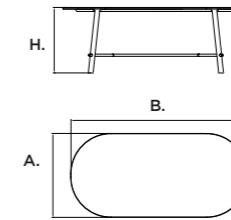


RH03
Natural

RHB
Black

Edge
30mm

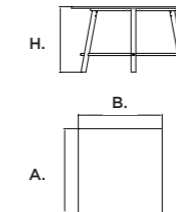
RECORD LIVING - OVAL



H.
Height
740mm

AxB.
Top
1000x2200mm

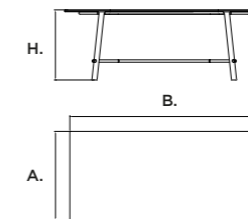
RECORD LIVING - 4LEGS SQUARE



H.
Height
740mm

AxB.
Top
1000x1000mm
1400x1400mm

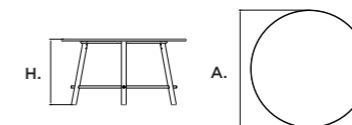
RECORD LIVING - 4 LEGS MAXI



H.
Height
740mm

AxB.
Top
900x1600mm
1000x1900mm
1000x2200mm
1000x2600mm

RECORD LIVING - 3 LEGS ROUND



H.
Height
740mm

A.
Top
Ø 1100mm
Ø 1400mm

RECORD MEETING

DESIGN:

mC.dsg | THE ULTIMATE EVOLUTION OF RECORD FAMILY, AVAILABLE WITH STEEL LEGS/FRAME AND LAMINATE OR FENIX TABLETOP.

Available from December 2018



LEGS/FRAME

STEEL



AC20
Embossed white
painted



AC03
Embossed black
painted



AC45
Oxide red

TABLE TOP

LAMINATES



LM01
White



LM02
Black



Edge
30mm

FENIX NTM®



FX01
White



FX02
Black



FX04
Bordeaux



Edge
30mm

HERITAGE OAK



RH03
Natural

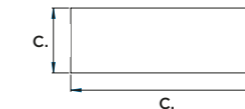
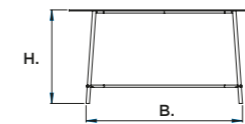


RH08
Black



Edge
30mm

RECORD MEETING



H.
Height
1082mm

B.
Base
1808x677mm

C.
Top
750x2200mm

Available from December 2018



RECORD CONTRACT

DESIGN:

mC.dsg

CONTRACT TABLE AVAILABLE IN THREE DIMENSIONS THAT COMBINES STYLE AND VERSATILITY THROUGH THE INTERSECTION OF SIMPLE ESSENTIAL LINES. THE PRACTICAL INTERLOCKING LEG WITH HIGHLIGHTED ENDS GIVES A SUGGESTIVE AND ELEGANT TOUCH TO DETAIL.



LEGS/FRAME

STEEL



AC20
Embossed white painted

AC03
Embossed black painted

AC45
Oxide red

TABLE TOP

STEEL



AC20
Embossed white painted

AC03
Embossed black painted

AC45
Oxide red

Edge
3mm

POLYPROPYLENE



PP20
White

PP07
Cement grey

PP514
Sand

Edge
17mm

FENIX NTM®



FX01
White

FX02
Black

FX03
Anthracite

FX04
Bordeaux

Edge
10mm

MATT WOOD



MW01
White

MW02
Black

Edge
25mm

HERITAGE OAK



RH03
Natural

RHB
Black

Edge
30mm

CORIAN®



CO01
Limestone prima

CO02
Cosmos Prima

Edge
12mm

TERRAZZO

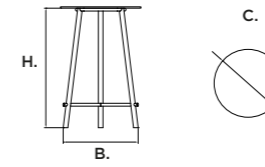


TZ01

TZ02

Edge
20mm

RECORD CONTRACT



H. Height	B. Base	C. Top
450mm	Ø 452mm	Ø 500mm Ø 600mm
710mm	Ø 567mm	Ø 600mm Ø 700mm Ø 800mm
1070mm	Ø 649mm	Ø 700mm Ø 800mm

EMMA TABLE

DESIGN:

PAOLO FAVARETTO

WITH THE CHARACTERISTIC SQUARED LEGS, INSPIRED BY THE EMMA CHAIR AND STOOLS, THIS TABLE IS AVAILABLE WITH BEECH OR OAK LEGS AND TWO DIFFERENT TABLETOP MEASURES. SUITABLE FOR RESTAURANTS AND CAFETERIAS, OR LIVING AREAS AS WELL.



LEGS

SOLID BEECH



MAFGV Natural beech
MAFC3 Wenge-stain beech
MAFLG6 White lacquered beech

SOLID OAK



MAR01 Whitened oak
MAR02 Wenge-stain oak
MAR03 Natural oak

TABLE TOP

MDF PLYWOOD




MDF03 White
MDF05 Anthracite
Edge 20mm

VENEERED MDF



MDF06 Whitened oak
MDF07 Wenge-stained oak
MDF08 Natural oak
MDF09 Natural beech
MDF10 Wenge-stained beech
Edge 20mm

EMMA TABLE



H. Height
730mm

AxB. Top
1150x1150mm
1400x1400mm

PORTA VENEZIA TABLE

DESIGN:

DORIGO DESIGN

THE CONCEPT OF THE PORTA VENEZIA CHAIR EXTENDS TO INCLUDE TABLES THAT ARE IDEAL FOR DECORATING CAFETERIAS. TWO TYPES OF SOLID BEECH WOOD LEGS ARE PAIRED WITH AN MDF TOP.



FRAME

PAINTED STEEL BASE

Available only with MDF top.

		
AC20 White	AC11 Anthracite	AC03 Embossed Black

SOLID BEECH FRAME








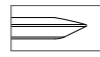



			
MAFGV Natural beech	MAFC3 Wenge-stain beech	MAFLG6 White lacquered beech	MAF104 Black stained beech

TABLE TOP

POLYPROPYLENE

			
PP20 White	PP07 Cement grey	PP514 Sand	Edge 17mm



LAMINATE

		
LM01 White	LM02 Black	Edge 30mm

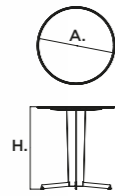
MDF PLYWOOD

		
MDF03 White	MDF05 Anthracite	Edge 30mm

FENIX®

		
FX01 White	FX02 Black	Edge 10mm

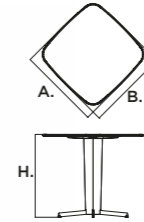
PORTA VENEZIA BAR TABLE
ROUND H 710



H. Base
710mm

A. Top
Ø 600mm
Ø 700mm
Ø 800mm

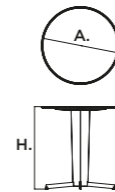
PORTA VENEZIA BAR TABLE
SQUARE H 710



H. Height
710mm

AxB. Top
600x600mm
700x700mm
730x730mm
800x800mm

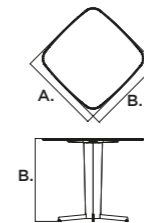
PORTA VENEZIA BAR TABLE
ROUND H 1.070



H. Height
1.070mm

A. Top
Ø 600mm
Ø 700mm
Ø 800mm

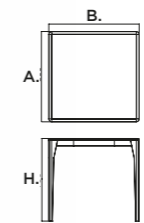
PORTA VENEZIA BAR TABLE
SQUARE H 1.070



H. Height
1070mm

AxB. Top
600x600mm
700x700mm
730x730mm
800x800mm

PORTA VENEZIA BAR TABLE
4 LEGS



H. Height
720mm

AxB. Top
800x800mm

FARO

DESIGN:

LUCA PAPINI

STEEL TABLE DESIGNED FOR CONTRACT SITUATIONS, PERFECT OUTDOORS. THE SOLID BASE, INSPIRED TO THE DESIGN OF A LIGHTHOUSE LANTERN, SUPPORTS A LIGHTENED STEEL TOP.



FRAME AND STRUCTURE

FINE TEXTURED INOX



AC40
Lead grey fine textured

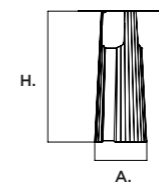


AC44
White fine textured



AC48
Grey beige fine textured

FARO



H.
Height
1070mm

A.
Base
Ø 430mm



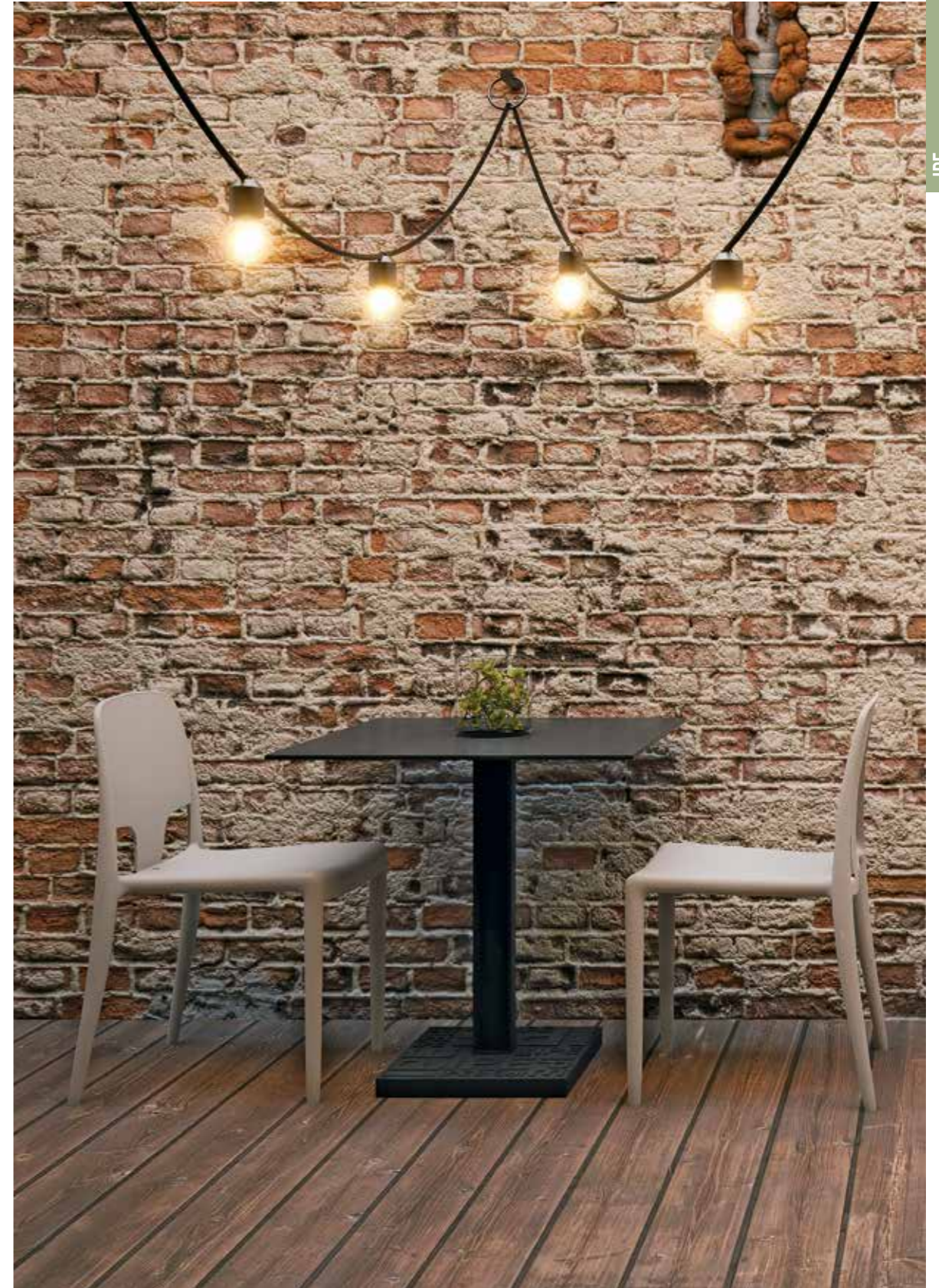
B.
Top
Ø 700mm



IPE

DESIGN:

ARTER & CITTON | THE CAST IRON BASE SUPPORTS ITS UNIQUE IRON BEAM FRAME, CREATING A VINTAGE LOOK FOR CONTRACT CUSTOMERS LIKE PUBS AND RESTAURANTS.



FRAME

STEEL



AC20
Embossed white painted

AC03
Embossed black painted

TABLE TOP

STEEL



AC20
Embossed white painted

AC03
Embossed black painted

AC45
Oxide red

Edge
3mm

POLYPROPYLENE



PP20
White

PP07
Cement grey

PP514
Sand

Edge
17mm

LAMINATE



LM01
White

LM02
Black

Edge
30mm

FENIX NTM®



FX01
White

FX02
Black

Edge
10mm

CORIAN®

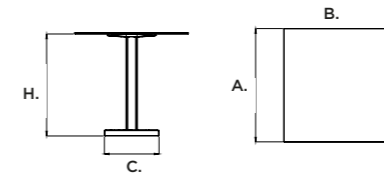


CO01
Limestone prima

CO02
Cosmos Prima

Edge
12mm

IPE
H 710



H.
Height
710mm

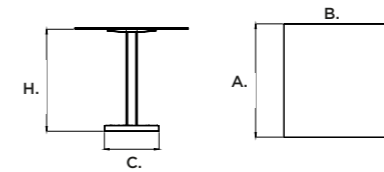
C.
Base
830x830mm

AxB.
Top
600x600/700x700/800x800mm



*Optional

IPE
H 1070



H.
Height
710mm

C.
Base
830x830mm

AxB.
Top
600x600/700x700/800x800mm



*Optional

LOOP TABLE

DESIGN:

CLAUS BREINHOLT

THE MINIMALISM OF ITS DESIGN HIGHLIGHTS ITS BASE IN BLACK PAINTED ALUMINIUM. IT IS PERFECT FOR CONTRACT SPACES.



FRAME

ALUMINIUM BASE

AL07 Polished aluminium	AL01 White embossed painted	AL09 Black embossed painted

TABLE TOP

POLYPROPYLENE

PP20 White	PP07 Cement grey	PP514 Sand	Edge

LAMINATE

LM01 White	LM02 Black	Edge 30mm

FENIX NTM®

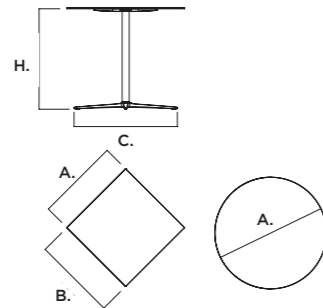
FX01 White	FX02 Black	Edge 10mm

CORIAN®

CO01 Limestone prima	CO02 Cosmos Prima	Edge 12mm

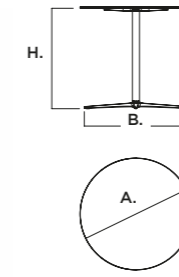
* Outdoor use option available only with zinc/painted frame and FENIX® or polypropylene top.

LOOP TABLE
H 450



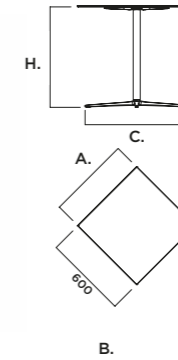
H. Height	C. Base	AxB. Top
450mm	∅730mm ∅830mm	∅ 800 800x800mm

LOOP TABLE
ROUND H 710



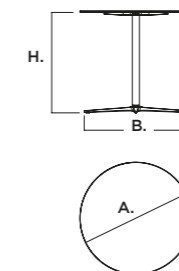
H. Height	B. Base	A. Top
710mm	730mm 830mm	∅800mm

LOOP TABLE
SQUARE H 710



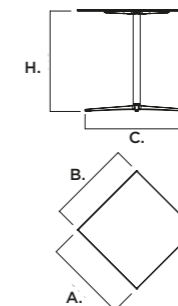
H. Height	C. Base	AxB. Top
710mm	730mm 830mm	600x600/700x700/ 730x730/800x800mm

LOOP TABLE
ROUND H 1.070



H. Height	B. Base	A. Top
1.070mm	730mm 830mm	∅800mm

LOOP TABLE
SQUARE H 1.070



H. Height	C. Base	AxB. Top
1.070mm	730mm 830mm	600x600/700x700/ 730x730/800x800mm

LINE TABLE

DESIGN:

BROGLIATOTRAVERSO

THIN LINES THAT CREATE A MINIMALIST AND RIGOROUS AESTHETIC, LINE IS THE PERFECT TABLE FOR CONTRACT CUSTOMERS WITH OUTDOOR AREAS LIKE TERRACES AND VERANDAS.



FRAME

ALUMINIUM BASE



AC20
Embossed white
painted

AC03
Embossed black
painted

AC40
Lead grey
fine texture

TABLE TOP

STEEL




AC20
Embossed white
painted

AC03
Embossed black
painted

AC40
Lead grey
fine texture

Edge
3mm

POLYPROPYLENE



PP20
White

PP07
Cement grey

PP514
Sand

Edge
17mm

LAMINATE



LM01
White

LM02
Black

Edge
30mm

FENIX NTM®



FX01
White

FX02
Black

Edge
10mm

CORIAN®



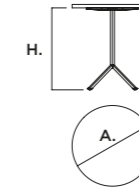
CO01
Limestone prima

CO02
Cosmos Prima

Edge
12mm

* Outdoor use option available only with zinc/painted frame and FENIX® or polypropylene top.

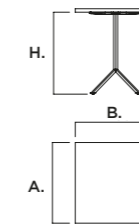
LINE TABLE
ROUND



H.
Height
720mm

A.
Top
Ø 700mm

LINE TABLE
SQUARE



H.
Height
720mm

AxB.
Top
700x700mm
730x730mm

BOMBÈ

DESIGN:

INFINITI DESIGNERS


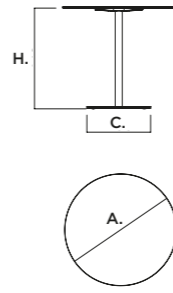
TABLE DESIGNED FOR COMMERCIAL AREAS. SINGLE CENTRAL LEG IN CHROME-PLATED SQUARE-SECTION STEEL TUBE, WITH A STAINLESS STEEL FLAT BASE AND TOP FIXING ALUMINIUM PLATE. AVAILABLE IN 3 DIFFERENT HEIGHTS AND WITH VARIOUS TYPES OF TABLETOP (POLYPROPYLENE, LAMINATE, FENIX NTM® AND MDF).



FRAME				
STEEL BASE		AC01 <i>Chrome plated</i>	AC20 <i>Embossed white painted</i>	AC03 <i>Embossed Black</i>
TABLE TOP				
POLYPROPYLENE	PP20 <i>White</i>	PP07 <i>Cement grey</i>	PP514 <i>Sand</i>	Edge
LAMINATE				
		LM01 <i>White</i>	LM02 <i>Black</i>	Edge 30mm
FENIX NTM*				
		FX01 <i>White</i>	FX02 <i>Black</i>	Edge 10mm


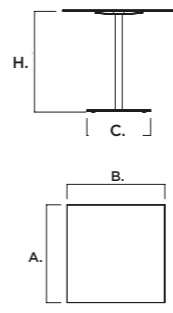
* Outdoor use option available only with zinc/painted frame and FENIX* or polypropylene top.

BOMBÈ
ROUND H 710


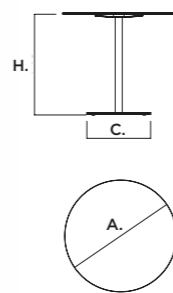
H. Height 710mm	C. Base 450mm	AxB. Top Ø 600/700/800mm
------------------------------	----------------------------	---------------------------------------

BOMBÈ
SQUARE H 710


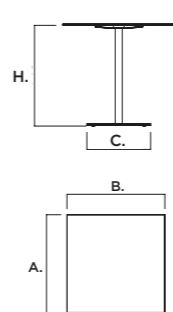
H. Height 710mm	C. Base 450mm	AxB. Top 600x600/700x700/ 730x730/800x800mm
------------------------------	----------------------------	---

BOMBÈ
ROUND H 1.070

H. Height 1.070mm	C. Base 450mm	AxB. Top Ø 600/700/800mm
--------------------------------	----------------------------	---------------------------------------

BOMBÈ
SQUARE H 1.070

H. Height 1.070mm	C. Base 450mm	AxB. Top 600x600/700x700/ 730x730/800x800mm
--------------------------------	----------------------------	---

PLANO

DESIGN:

INFINITI DESIGNERS

BAR TABLE AVAILABLE IN THREE VERSIONS. SINGLE CENTRAL SQUARE LEG WITH FLAT BASE, THE STRUCTURE CAN BE CHROMIUM- PLATED OR PAINTED. THE SQUARED TOP IS SUPPORTED BY A FIXING ALUMINIUM PLATE, AND IS AVAILABLE IN MANY FINISHES.



FRAME

STEEL BASE



AC01
Chrome plated

AC20
Embossed white painted

AC03
Embossed Black

TABLE TOP

POLYPROPYLENE



PP20
White

PP07
Cement grey

PP514
Sand

Edge

LAMINATE



LM01
White

LM02
Black

Edge
30mm

FENIX NTM*



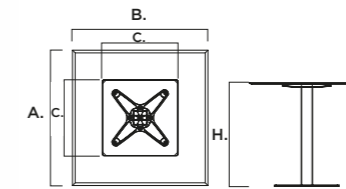
FX01
White

FX02
Black

Edge
10mm

* Outdoor use option available only with zinc/painted frame and FENIX* or polypropylene top.

PLANO
H 710

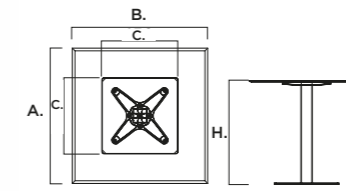


H.
Height
710mm

C.
Base
450x450mm

AxB.
Top
600x600/700x700/
730x730/800x800mm

PLANO
H 1.070



H.
Height
1.070mm

C.
Base
450x450mm


AxB.
Top
600x600/700x700/
730x730/800x800mm
















ROUND

DESIGN:

INFINITI DESIGNERS


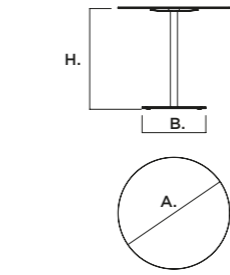
AVAILABLE IN THREE DIFFERENT HEIGHTS, ROUND IS THE PERFECT COFFEE TABLE FOR RESTAURANT OR OFFICE LOUNGES AND WAITING AREAS, PAIRED WITH ARMCHAIRS OR LOW STOOLS.



FRAME				
STEEL BASE				
		AC01 <i>Chrome plated</i>	AC20 <i>Embossed white painted</i>	AC03 <i>Embossed Black</i>
TABLE TOP				
POLYPROPYLENE				
	PP20 <i>White</i>	PP07 <i>Cement grey</i>	PP514 <i>Sand</i>	Edge
LAMINATE				
		LM01 <i>White</i>	LM02 <i>Black</i>	Edge 30mm
FENIX NTM*				
		FX01 <i>White</i>	FX02 <i>Black</i>	Edge 10mm
CORIAN*				
		CO01 <i>Limestone prima</i>	CO02 <i>Cosmos Prima</i>	Edge 12mm


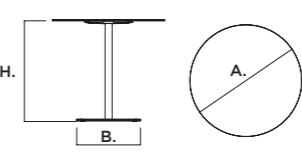
* Outdoor use option available only with zinc/painted frame and FENIX* or polypropylene top.

ROUND
H 450


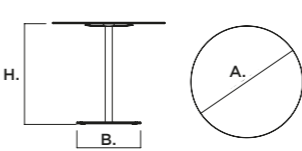
H. Height 450mm	B. Base Ø 450mm	A. Top Ø 500 COFFEE TABLE
------------------------------	------------------------------	--

ROUND
H 710

H. Height 710mm	B. Base Ø 450mm	A. Top Ø 600/700/800/ 900/1000mm
------------------------------	------------------------------	--

ROUND
H 1.070

H. Height 1.070mm	B. Base Ø 450mm	A. Top Ø 600/700/800mm
--------------------------------	------------------------------	-------------------------------------

3-POD

DESIGN:

GIANCARLO BISAGLIA

THE IDEAL SOLUTION FOR PUBLIC AREAS: THE BASE OF THE 3-POD TABLE IS A CENTRAL ALUMINIUM LEG AND THE TOP IS AVAILABLE IN DIFFERENT MATERIALS. SUITABLE FOR OUTDOOR USE WITH ZINC/PAINTED FRAME AND FENIX NTM® OR POLYPROPYLENE TOP.



FRAME

ALUMINIUM BASE

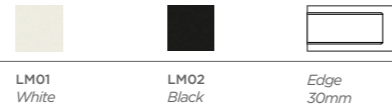


TABLE TOP

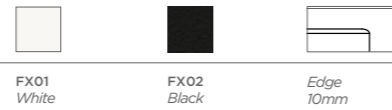
POLYPROPYLENE



LAMINATE

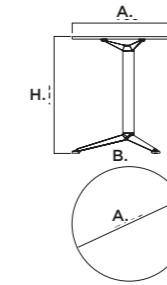


FENIX NTM*



* Outdoor use option available only with zinc/painted frame and FENIX® or polypropylene top.

3-POD
FIXED TOP H 710

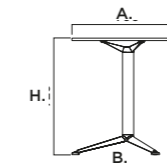


H.
Height
710mm

C.
Base
Ø 700mm

A.
Top
600x600/700x700/
730x730mm

3-POD
FIXED TOP H 710

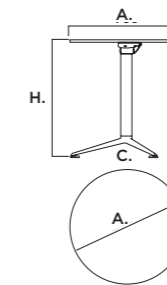


H.
Height
710mm

C.
Base
Ø 700mm

A.
Top
Ø 600/700/800mm

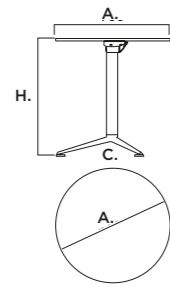
3-POD
FOLDING TOP H 710



H.
Height
710mm

C.
Base
Ø 700mm

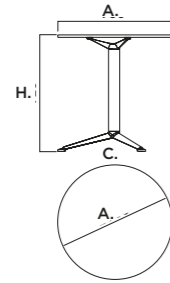
A.
Top
Ø 600/700/800mm

3-POD
 FOLDING TOP H 710


H.
Height
710mm

C.
Base
Ø 700mm

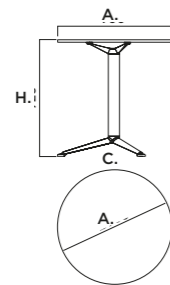
A.
Top
600x600/700x700/
730x730mm

3-POD
 FIXED TOP H 1.070


H.
Height
1.070mm

C.
Base
Ø 700mm

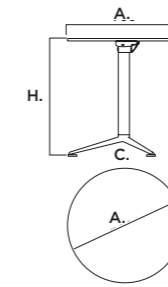
A.
Top
Ø 600/700/800mm

3-POD
 FIXED TOP H 1.070


H.
Height
1.070mm

C.
Base
Ø 700mm

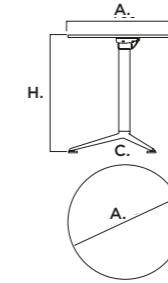
A.
Top
600x600/700x700/
730x730mm

3-POD
 FOLDING TOP H 1.070


H.
Height
1.070mm

C.
Base
Ø 700mm

A.
Top
Ø 600/700/800mm

3-POD
 FOLDING TOP H 1.070


H.
Height
1.070mm

C.
Base
Ø 700mm

A.
Top
600x600/700x700/
730x730mm

JOIN

DESIGN:

INFINITI DESIGNERS

AVAILABLE IN BOTH HIGH AND LOW VERSIONS, WITH A SINGLE ROUND LEG AND 3-STAR BASE. JOIN TABLE IS AVAILABLE WITH A POLYPROPYLENE, MDF PLYWOOD, LAMINATE OR FENIX NTM® TABLETOP. IT ALSO COMES WITH A FIXED TOP OR A FOLDING TOP MAKING IT POSSIBLE TO NEST THE TABLES.



FRAME

STEEL BASE



AC20
Embossed white
painted

AC03
Embossed Black

TABLE TOP

POLYPROPYLENE



PP20
White

PP07
Cement grey

PP514
Sand

Edge

LAMINATE



LM01
White

LM02
Black

Edge
30mm

FENIX NTM*



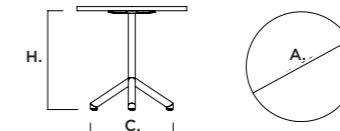
FX01
White

FX02
Black

Edge
10mm

* Outdoor use option available only with zinc/painted frame and FENIX* or polypropylene top.

JOIN
FIXED TOP H 710

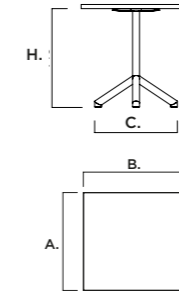


H.
Height
710mm

C.
Base
Ø 700mm

A.
Top
Ø 600/700/800mm

JOIN
FIXED TOP H 710

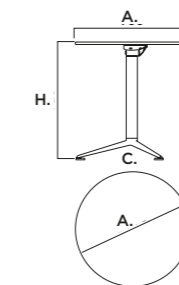


H.
Height
710mm

C.
Base
Ø 700mm

AXB.
Height
600x600/700x700/
730x730/800x800mm

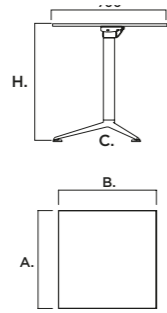
JOIN
FOLDING TOP H 710



H.
Height
710mm

C.
Base
Ø 700mm

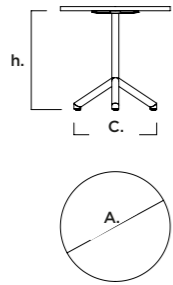
A.
Top
Ø 600/700/800mm

JOIN
 FOLDING TOP H 710


H.
Height
710mm

C.
Base
Ø 700mm

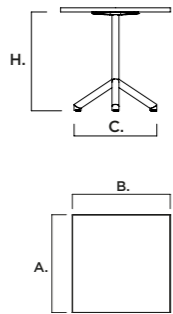
AXB.
Top
600x600/700x700/
730x730/800x800mm

JOIN
 FIXED TOP H 1.070


H.
Height
1070mm

C.
Base
Ø 700mm

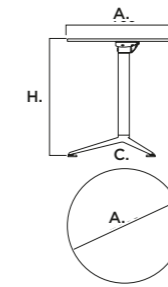
A.
Top
Ø 600/700/800mm

JOIN
 FIXED TOP H 1.070


H.
Height
1070mm

C.
Base
Ø 700mm

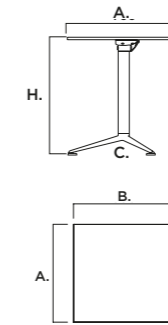
AXB.
Top
600x600/700x700/
730x730/800x800mm

JOIN
 FOLDING TOP H 1.070


H.
Height
1070mm

C.
Base
Ø 700mm

A.
Top
Ø 600/700/800mm

JOIN
 FOLDING TOP H 1.070


H.
Height
710mm

C.
Base
Ø 700mm

A.
Top
600x600/700x700/
730x730/800x800mm

DROP TABLE

DESIGN:

ORLANDINI&RADICE

LIGHTWEIGHT, PRACTICAL AND HIGHLY STACKABLE, THE DROP TABLE HAS BEEN DESIGNED FOR OUTDOOR USE.



FRAME

POLYPROPYLENE



PP20
White



PP07
Cement grey



PP514
Sand

TABLE TOP

POLYPROPYLENE



PP20
White



PP07
Cement grey

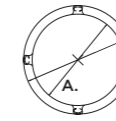


PP514
Sand



Edge
17mm

DROP TABLE
ROUND



H.

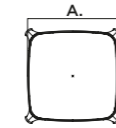
H.
Height
710mm

c.
Base
Ø 826mm

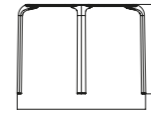
A.
Top
Ø 700mm



DROP TABLE
SQUARE



B.



H.

H.
Height
710mm

c.
Base
Ø 1037mm






























AxB.
Top
730x730mm



C.

FINISHES

POLYPROPYLENE

				
PP1016 <i>Lemon yellow</i>	PP102C <i>Mimosa yellow</i>	PP34 <i>Peach</i>	PP1012 <i>Mustard</i>	PP27 <i>Curry</i>
				
PP33 <i>Carrot orange</i>	PP3020 <i>Red</i>	PP7608U <i>Marsala</i>	PP22 <i>Tobacco</i>	PP30 <i>Verde kaki</i>
				
PP513 <i>Military green</i>	PP29 <i>Olive green</i>	PP6018 <i>Tropical green</i>	PP512 <i>Avocado green</i>	PP557C <i>Light teal</i>
				
PP503 <i>Powder blue</i>	PP2905C <i>Light blue</i>	PP480C <i>Cipria</i>	PP514 <i>Sand</i>	PP9001 <i>Off-white</i>
				
PP9010 <i>Pure white</i>	PP20 <i>White</i>	PP21 <i>Pearl grey</i>	PP24 <i>Light grey</i>	PP421C <i>Almond</i>
				
PP23 <i>Medium grey</i>	PP7001 <i>Titanium grey</i>	PP07 <i>Cement grey</i>	PP11 <i>Anthracite</i>	PP32 <i>Slate grey</i>
				
PP31 <i>Coal black</i>	PP01* <i>Black</i>			

* Polypropylene has some "shadings" that are more evident in the black color than the others. They are however to be considered in the norm, because they are an intrinsic characteristic of the material.

POLYURETHANE

				
PU17 <i>Yellow</i>	PU01 <i>Red</i>	PU14 <i>Ruby red</i>	PU19 <i>Purple red</i>	PU10 <i>Coffee</i>
				
PU13 <i>Sand</i>	PU20 <i>Pale green</i>	PU12 <i>Ivory</i>	PU02 <i>White</i>	PU04 <i>Silver</i>
				
PU15 <i>Traffic grey</i>	PU11 <i>Anthracite</i>	PU03 <i>Black</i>		

POLYAMIDE

				
PA120 <i>Yellow</i>	PA114 <i>Red</i>	PA119 <i>Green</i>	PA121 <i>Capri blue</i>	PA101 <i>White</i>
				
PA117 <i>Silica grey</i>	PA102 <i>Black</i>			

TRANSPARENT POLYCARBONATE



PC123
Burgundy



PC103
Ice



PC104
Smoke-grey

SOLID COLOUR POLYCARBONATE



PC124
Dalia yellow



PC118
Orange



PC114
Red



PC130
Green leaf



PC128
Tobacco



PC125
Sand



PC101
White



PC117
Silica grey



PC126
Anthracite



PC102
Black

ALUMINIUM




AC45
Oxide red fine textured



AL02
Verniciato goffrato bordeaux



AL43
Acquamarina fine textured




AL01
Embossed white painted



AL04
Glossy white painted



AL30
White matt painted



AL44
White fine textured



AL07
Polished aluminium



AL41
Light grey fine textured



AL03
Anthracite embossed painted



AL40
Lead grey fine textured



AL31
Black matt painted



AL09
Black embossed painted



AL05
Glossy black painted

STEEL



AC1016
Embossed yellow painted steel



AC46
Ginestra yellow fine textured



AC13
Copper plated



AC3020
Embossed red painted steel



AC45
Oxide red



AC40
Lead grey fine textured



AC47
Dove grey fine textured



AC48
Grey beige fine textured




AC514
Embossed sand painted steel



AC20
White embossed painted steel



AC30
White matt painted steel



AC44
White fine textured



AC01
Chrome plated



AC32
Grey matt painted steel



AC103
Glossy painted steel



AC11
Embossed black painted steel



AC03
Embossed black painted



AC31
Black matt painted steel



AC12
Black chrome plated steel

PLYWOOD



LV07
Classic Brown Olive Ash



LV03
Classic Black Cherry Elegant



LV05
Nimbus Sapeli Sycamore



LV06
Stratus Superior American Walnut



LV04
Classic Amazakoue Elegant



LV01
Classic Sapeli Mocca



LR04
Ochre stained oak



LR05
Bordeaux stained oak



LR02
Wenge-stain oak



LR10
Basalt grey



LR22
Bluegray stained



LR07
Green stained oak



LR11
Terra Brown-stain oak



LR01
Whitened oak



LR03
Natural oak



LR06
Anthracite stained oak



LR09
Graphite black



LR08
Black stained oak



LF01
Natural beech



LF02
Wenge-stained beech



LFR04
Ochre stained ash



LFR05
Bordeaux stained ash



LFR02
Wenge-stained ash



LFR06
Grey stained ash



LFR03
Whitened ash



LFR01
Natural ash



LFR07
Anthracite stained ash



LFR08
Black stained ash

SOLID OAK



MAR04
Ochre stained oak




MAR05
Bordeaux stained oak



MAR02
Wenge-stain oak



MAR07
Green stained oak



MAR09
White stained oak



MAR01
Whitened oak



MAR03
Natural oak



MAR06
Anthracite stained oak



MAR08
Black stained oak

SOLID BEECH



MAF04
Yellow lacquered beech



MAF03
Red lacquered beech



MAF20
Bordeaux painted



MAF03
Wenge-stain beech



MAF514
Sand lacquered beech



MAF01
Silica grey lacquered beech



MAF06
Capri blue lacquered beech




MAF22
Bluegray



MAF21
Sage green stained beech



MAF05
Green lacquered beech



MAFLG6
White lacquered



MAFGV
Natural beech



MAF10
Basalt grey



MAF09
Graphite black



MAF104
Black stained



MAF02
Black lacquered beech

SOLID ASH



MAFR20
Bordeaux stained



MAFR02
Wenge-stain



MAFR23
Cipria stained



MAFR22
Bluegray stained



MAFR21
Sage green stained beech



MAFR03
Whitened



MAFR01
Natural



MAFR10
Basalt grey stained



MAFR09
Graphite black stained

SOLID IROKO WOOD



IRK01
Black painted

FULL-GRAIN LEATHER




PR
Red



PC
Cuoio




PB
Ivory




PW
White



PT
Dove grey



PTM
Dark brown



PN
Black

Felt

100% Wool



F009



F008



F015



F003



F011

ECO LEATHER

Composition: 76%PVC - 2%PU - 22%PES
 Width: 140 cm
 Weight: g/m² 540 +/-10
 Cycles (ISO 5470-2): 60000
 Colour fastness to dry rubbing (ISO 105-X12): 4/5
 Colour fastness to wet rubbing (ISO 105-X12): 4/5
 Colour fastness to light (Xenotest - blu scale) (ISO 105-B02): 6
 Adhesion (ISO 2411): > 40
 Tensile strenght (UNI EN ISO 1421): 600 long.
 Tensile strenght (UNI EN ISO 1421): 310 trasv.
 Elongation at break % (UNI EN ISO 1421): 57 long.
 Elongation at break % (UNI EN ISO 1421): 120 trasv.
 Tear strenght (UNI EN ISO 4674): 50 long.
 Tear strenght (UNI EN ISO 4674): 50 trasv.
 Cycles (UNI 4818-13): 100000
 Fireproof test: EN 1021-2:2006 / UNI 9175 classe 1 IM / BS5852-1:1979 part 1 - TB 117:2013



SE1007



SE1008



SE1009



SE1019



SE1020



SE1010



SE1022



SE1014




SE1021



SE1013



SE1011



SE1012



SE1023



SE1006



SE1005



SE1018



SE1003



SE1004



SE1002



SE1001



SE1015



SE1024



SE1016




SE1017

REVIVE 1 KVADRAT

Designer: Georgina Wright
 Composition: 100% Recycl. polyester FR
 Height: 140 cm
 Selvedge:
 Weight: 420 g/lin.m
 Light resistance: 5-7 (ISO 1-8)
 Abrasion: 80.000 Martindale
 Colour: there may be slight differences
 The environment: reduced environmental impact


Fireproof test
 BS 5852 part 1, ig. s. 0
 DIN 4102 B1
 EN 1021-1/2
 IMO FTP Code 2010 Part 8
 NF D 60 013 with treatment
 UNI 9175 11M
 US Cal. Bull. 117-2013
 ÖNORM B1/ Q1



FIELD KVADRAT

Designer: Alfredo Häberli
 Composition: 100% Trevira CS
 Height: 140 cm
 Selvedge:
 Weight: 430 g/mtl
 Light resistance: 6-7 (ISO 1-8)
 Abrasion: 100.000 Martindale
 Colour: there may be slight differences
 The environment: reduced environmental impact-

Fireproof test
 BS 5852 Crib 5
 BS 5852 part 1, ig. s. 0
 DIN 4102 B1
 EN 1021-1/2
 FAR 25.853
 IMO FTP Code 2010 Part 8
 NF D 60 013
 NF P 92 507 M1
 ÖNORM B1/ Q1
 SN 198 898 5.2
 UNI 9175 11M
 UNI 9177 Classe 1
 US Cal. Bull. 117-2013




UMAMI KVADRAT

Designer: Louise Sigvardt
 Composition: 90% new wool worsted, 10% nylon
 Height: 140 cm
 Selvedge:
 Weight: Umami 420 g/lin.m -
 Umami 2 510 g/lin.m - Umami 3 470 g/lin.m
 Light resistance: 6-7 (ISO 1-8)

Abrasion: Umami 80.000 Martindale
 Umami 2 100.000 Martindale
 Umami 3 60.000 Martindale
 Colour: there may be slight differences
 The enviroment: natural fibres / renewable resource

Fireproof test
 AS/NZS 3837, class 2
 BS 5852 Crib 5 with treatment
 BS 5852 part 1
 EN 1021-1/2

IMO FTP Code 2010 Part 8
 NF D 60 013
 UNI 9175 11M
 US Cal. Bull. 117-2013




RECHECK KVADRAT

Designer: Giulio Ridolfo
 Composition: 90% WO, 10% nylon
 Width: 140 cm
 Selvedge: 1
 Weight: 420 g/mtl

Light resistance: 5-7 (ISO 105-B02)
 Abrasion: 100000 Martindale
 Colour: there may be slight differences.
 The environment: Natural fibres / renewable resource

Fireproof test
 AS/NZS 1530.3
 AS/NZS 3837 class 2
 BS 5852 Crib 5 with treatment
 BS 5852 part 1
 EN 1021-1/2

IMO FTP Code 2010:Part 8
 NF D 60 013
 NFPA, 260
 UNI 9175 11M
 US Cal. Bull. 117-2013




STEELCUT TRIO 3 KVADRAT

Designer: Dijkemeijer & Ridolfo
 Composition: 90% Wool, 10% Nylon
 Height: 140 cm
 Selvedge:
 Weight: Umami 770 g/lin.m
 Light resistance: 6-7 (ISO 1-8)

Abrasion: Umami 100.000 Martindale
 Colour: there may be slight defferences
 The enviroment: natural fibres / renewable resource

Fireproof test
 AS/NZS 3837, class 2
 BS 5852 Crib 5 with treatment
 BS 5852 part 1
 DIN 4102 B1
 EN 1021-1/2
 IMO FTP Code 2010 Part 8

NF D 60 013
 NFPA 260
 SN 198 898 5.5 with FR treatment
 UNI 9175 11M
 US Cal. Bull. 117-2013
 ÖNORM B1/G1




HARALD 3 KVADRAT

Designer: Raf Simons & Fanny Aronsen
 Composizione: 100% Cotone
 Larghezza: 140 cm
 Cimossa: 1
 Peso: 520 g/mtl

Resistenza alla luce: 5-6 (ISO 105-B02)
 Abrasion: 100000 Martindale
 Colore: possono riscontrasi lievi differenze
 L'ambiente: Fibre naturali / risorsa rinnovabile

Fireproof test
 AS/NZS 1530.3
 BS 5852 ig. s. 5
 BS 5867, part 2, type B
 DIN 4102 B2, ÖNORM B1/G1
 EN 1021-1/2


EN 13501, C-s1, d0, glued
 IMO A.652(16)
 NF D 60 013
 NFPA, 260
 UNI 9175, 11M
 US Cal. Tech. Bull. 117



CANVAS KVADRAT

Designer: Giulio Ridolfo
 Composition: 90% New wool worsted, 10% Nylon
 Height: 140 cm
 Selvage: ↑
 Weight: 480 g/mtl
 Light resistance: 6-7 (ISO 1-8)
 Abrasion: 100000 Martindale
 Colour: there may be slight differences
 The environment: In compliance with EU environmental regulations

Fireproof test
 AS/NZS 1530.3
 BS 5852 ig. s. 2-3
 DIN 4102 B2
 EN 1021-1/2
 IMO A.652(16)
 NF D 60 013
 NFPA 260
 UNI 9175 11M
 US Cal. Tech. Bull. 117
 ÖNORM B1/G1



CAVA 3 KVADRAT

Designer: Louise Sigvardt
 Composition: 90% new wool worsted, 10% nylon
 Height: 140 cm
 Selvage:
 Weight: Umami 420 g/lin.m -
 Umami 2 510 g/lin.m - Umami 3 470 g/lin.m
 Light resistance: 6-7 (ISO 1-8)
 Abrasion: Umami 80.000 Martindale
 Umami 2 100.000 Martindale
 Umami 3 60.000 Martindale
 Colour: there may be slight differences
 The environment: natural fibres / renewable resource


Fireproof test
 AS/NZS 3837, class 2
 BS 5852 Crib 5 with treatment
 BS 5852 part 1
 EN 1021-1/2
 IMO FTP Code 2010 Part 8
 NF D 60 013
 UNI 9175 11M
 US Cal. Bull. 117-2013



DIVINA MELANGE 2 KVADRAT

Designer: Finn Sködt
 Composition: 100% Wool
 Height: 150 cm
 Selvage: ↑
 Weight: 840 g/mtl
 Light resistance: 5-7 (ISO 105-B02)
 Abrasion: 45000 Martindale
 Colour: there may be slight differences.
 The environment: Natural fibres / renewable resource

Fireproof test
 AS/NZS 1530.3
 BS 5852 ig. s. 5
 BS 5867, part 2, type B
 DIN 4102 B2, ÖNORM B1/G1
 EN 1021-1/2
 EN 13501, C-s1, d0, glued
 IMO A.652(16)
 NF D 60 013
 NFPA 260
 UNI 9175, 11M
 US Cal. Tech. Bull. 117



DIVINA 3 KVADRAT

Designer: Finn Sködt
 Composition: 100% Wool
 Height: 150 cm
 Selvedge: ↓
 Weight: 840 g/mtl
 Light resistance: 5-7 (ISO 105-B02)
 Abrasion: 45000 Martindale
 Colour: there may be slight differences.
 The light colours may contain dark fibres.
 The environment: Natural fibres / renewable resource



Fireproof test
 AS/NZS 1530.3
 BS 5852 ig. s. 5
 BS 5867, part 2, type B
 DIN 4102 B2, ÖNORM B1/Q1
 EN 1021-1/2
 EN 13501, C-s1, d0, glued
 IMO A.652(16)
 NF D 60 013
 NFPA 260
 UNI 9175, 11M
 US Cal. Tech. Bull. 117

FIORD KVADRAT

Designer: Louise Sigvardt & Tone Barnung
 Composition: 92% Wool, 8% nylon
 Width: 140 cm
 Selvedge: ↓
 Weight: 500 g/mtl
 Light resistance: 5-7 (ISO 105-B02)
 Abrasion: 60000 Martindale
 Colour: there may be slight differences.
 The environment: Natural fibres / renewable resource



Fireproof test
 BS 5852 Crib 5 with treatment
 BS 5852 part 1
 DIN 4102 B2
 EN 1021-1/2
 IMO FTP Code 2010 Part 8
 NF D 60 013
 UNI 9175 11M
 US Cal. Bull. 117-2013
 AS/NZS 3837, class 2

GLOW KVADRAT

Designer: Dijkmeijer & Ridolfo
 Composition: 90% Wool, 10% nylon
 Height: 140 cm
 Selvedge: ↔
 Weight: 360 g/mtl



Light resistance: 6-7 (ISO 105-B02)
 Abrasion: 60000 Martindale
 Colour: there may be slight differences.
 The light colours may contain dark fibres.
 The environment: In compliance with EU environmental regulations

Fireproof test
 BS 5852 ig. s. 3
 EN 1021-1/2
 IMO 2010 p. 8
 NF D 60 013
 UNI 9175, 11M
 US Cal. Tech. Bull. 117
 Önorm B1/Q1

VENICE PINTAIL

Composition: 90% Olefine, 10% Polietilene
 Total width: 140 cm (UNI EN 1773)
 Weight per square meter: 230 g/m2 (± 4%) (UNI 5114)
 Abrasion resistance ("Martindale"), N° cicli: 15000
 Light resistance: 7-8 (ISO 105-B02)
 Pilling resistance: 5 (ISO 12945- 2)



WATER-REPELLENT

ANTIBACTERIAL



MIAMI PINTAIL

Composition: 88% Polyester, 12% Polyethylene
 Total width: 140 cm (UNI EN 1773)
 Weight per square meter: 260 g/m² (± 4%) (UNI 5114)
 ("Martindale") Abrasion resistance. Rubs: 80000
 Light resistance: 7 (ISO 105-B02)
 Pilling resistance: 5 (ISO 12945-2)



WATER-REPELLENT



BYTE

Composition 100%PL
 Total width: 140 cm (UNI EN 1773)
 Weight per linear meter: 460 g/LM (± 4%)
 ("Martindale") Abrasion resistance. Rubs: 30.000 End point (ISO 12947- 2)
 Pilling resistance: 4/5 (ISO 12945-2)
 Tensile strength: Length 1000 - Width 1300 (ISO 13934-1)

Seam slippage at less than 6 mm: Length >200 - Width >200 (ISO 13936-1)
 Colour fastness rubbing (dry): staining CO 4/5 (ISO 105-X12)
 Colour fastness rubbing (wet): staining CO 4/5 (ISO 105-X12)
 Colour fastness artificial light: 3/4 (ISO 105 B02)



NO-SHRINK
 WATER-REPELLENT



PATINA CAMIRA

Designer: Finn Sködt
 Composition: 69% Wool, 22% Flax, 8% Polyamide, 1% Viscose
 Width: 140 cm
 Selvedge: ↑
 Weight: 330 g/m²

Light resistance: 5 (ISO 105-B02)
 Abrasion: 100000 Martindale
 Colour: there may be slight differences.
 The light colours may contain dark fibres.
 The environment: Certified to the EU Ecolabel



Fireproof test
 EN 1021 - 1
 EN 1021 - 2
 BS 5852 Ignition Source 5
 BS 5852 Ignition Source 5
 BS 5852 Ignition Source 5
 ÖNORM B 3825 & A 3800-1
 UNI 9175 Classe 1 IM
 BS 5867-2: Type B



FLASH NO-SHRINK

Composition: 100% PP
 Total width: 140 cm (UNI EN 1773)
 Weight per linear meter: 450 g/LM (± 4%)
 Weight per square meter: 320 g/m² (± 4%) (UNI 5114)
 ("Martindale") Abrasion resistance: Rubs: 70000 End point (ISO 12947-2)
 Pilling resistance: 5 (ISO 12945-2)

Tensile strength: Length 1398,87 - Width 1091,41 (ISO 13934-1)
 Maximum elongation: Length 48,23% - Width 26,33% (ISO 13934-1)
 Seam slippage (6 mm): Length >200 - Width >200 (ISO 13936-1)
 Colour fastness rubbing (dry): staining CO 4/5 (ISO 105-X12)
 Colour fastness rubbing (wet): staining CO 4/5 (ISO 105-X12)
 Colour fastness artificial light: Colour change: light 5, medium 4, dark 5 (ISO 105 B02)



NO-SHRINK

FL501	FL500	FL301	FL305	FL300
FL310	FL900	FL001	FL005	FL003
FL004	FL002	FL705	FL700	FL707
FL710	FL810	FL804	FL800	FL807
FL111	FL400	FL101	FL100	FL402
FL408	FL600	FL601	FL409	FL403
FL407	FL602	FL405	FL200	


CORIAN®



CO01
Limestone prima

CO02
Cosmos Prima

TERRAZZO



TZ02

TZ01

FENIX® NTM®



FX04
Bordeaux

FX01
White

FX05
Light grey

FX03
Anthracite

FX02
Black

LIGHT SURFACE



LS02
White

LS05
Anthracite

LS03
Black

Multipanel with lightened material inserted between aluminum and expanded polystyrene, inside a wooden perimeter frame. The cover consists in a sheet of lacquered laminate.

LAMINATE - Laminiert - Laminé



LM01
White

LM07
Sand

LM08
Cement grey

LMO2
Black

MICROTOPPING



MT07
Dove grey microtopping

MT06
Anthracite microtopping

MATT WOOD



MW01
White

MW02
Black

NEWPANN

**NEW04**
Embossed white painted**NEW02**
Whitened oak**NEW01**
Grey oak**NEW05**
Embossed anthracite painted**NEW03**
Painted black oak**NEW06**
Embossed black painted

MDF VENEER

**MDF09**
Natural beech veneer**MDF06**
Whitened oak veneer**MDF08**
Natural oak veneer**MDF07**
Wenge-stain oak veneer**MDF10**
Wenge-stain beech veneer**MDF03**
Embossed white lacquered**MDF11**
Embossed light grey lacquered**MDF05**
Embossed anthracite lacquered**MDF02**
Embossed black lacquered**MDF12**
Embossed bordeaux lacquered

HERITAGE OAK

**RH03**
Heritage natural oak**RH08**
Heritage black oak

SYMBOLS



Fireproof.



Hand wash at max temperature indicated.



Do not wash.



Do not bleach.



Dry clean with usual solvents, based on perchloroethylene, solvent R113 and hydrocarbon (no trichloroethylene).



Iron. The dots in the centre of the symbol indicate the temperature: One dot: iron cold (110°): acrylic, nylon, acetate. Two dots: iron warm (150°): polyester, wool. Three dots: iron hot (200°): cotton, linen.



Do not tumble dry.

Infiniti reserves the right to change or technically improve the design and specifications of any of its products at any time and at its discretion without notice.

INFINITI

Via Ca' Leoncino, 2 - 31030
Castello di Godego (TV) - ITALY

ph +39 0423 7616

www.infinitidesign.it

Concept and Design
TAILOR&TAILOR
thetailors.it

Photo
STUDIO B2 - ORLANDO BONALDO

3D Images
BRUGER STUDIO
brugerstudio.com

-
IMAGINE CG
imaginecg.it

Colour separation and Print
KAPPADUE
kappadue.net

